



**LYNDEX-NIKKEN**

# BIG BLUE

## Tooling System Catalog



# Machine Tool Solutions for Every Application







## Mission statement from our president



Hiro Kashiwakura, President

*“Our mission is to provide the best value in machine tool accessories to help our customers become more profitable and promote manufacturing in North America. To Lyndex-Nikken, value means manufacturing quality products at a fair price.*

*We have built the widest product offering in the industry. As part of our mission, we also make it easy for manufacturers to fill their accessory needs while always focusing on return-on-investment. We achieve this by finding the best people and a fundamental principle of continuous improvement.*

*In this ever-changing market, our passion is to offer solutions to customer needs versus products. We pledge our unwavering stand on quality over price.”*

## NIKKEN Worldwide



Lyndex-Nikken is represented by sales personnel and product specialists in 18 countries all around the globe. Wherever you may be, you will always get full support from our representatives. Each overseas sales branch has stocks for tooling and CNC Rotary Tables, and service engineers to look after the maintenance and service operation of our products.

### North and South Americas

- |           |   |                      |
|-----------|---|----------------------|
| 1. USA    | Lyndex-Nikken                           | Tel: (847) 367-4800  |
| 2. Mexico | Herramientas Lyndex-Nikken S.A. de C.V. | Tel: 52-55-8421-8421 |

### Europe and Middle East

- |                |   |                           |
|----------------|---|---------------------------|
| 3. UK          | Nikken Kosakusho Europe, Ltd. - Euro Centre | Tel: 44 (0) 1709 366306   |
| 4. Germany     | Nikken Deutschland GmbH                     | Tel: 49 (0) 6142 550 60 0 |
| 5. Italy       | Vega International Tools S.R.L.             | Tel: 39 011 9497911       |
| 6. France      | Procomo S.A.                                | Tel: 33 (01) 69 19 17 35  |
| 7. Sweden      | Nikken Scandinavia AB                       | Tel: 46 (0) 303 440 600   |
| 8. Spain       | Cutting Tools S.L.                          | Tel: 34 902 820090        |
| 9. Switzerland | Nikken AG                                   | Tel: 41 (0) 41 748 5000   |

- |                 |  |                         |
|-----------------|--|-------------------------|
| 10. Netherlands | Heudra Tools   | Tel: 31 (0) 488 48 4406 |
| 11. Belgium     | Damaco   | Tel: 32 (0) 2 397 02 81 |
| 12. Austria     | Wedco  | Tel: 43 (0) 1 4802770 0 |
| 13. Israel      | Globus Technical Equipment Ltd.                      | Tel: 972 09 9560444     |
| 14. Turkey      | Nikken Kesici Takimlar San. Ve Uluslararasi Tic.A.S. | Tel: 9 (0216) 518 10 10 |

### Asia

- |                 |   |                          |
|-----------------|---|--------------------------|
| 15. South Korea | Korea Nikken Ltd.                         | Tel: 82 (0) 32 763 4461  |
| 16. China       | Shanghai Zhong Yan Trading Co. Ltd.       | Tel: 86 (0) 21 6210 2506 |
| 17. Singapore   | Singapore Nikken Kosakusho Asia PTE. Ltd. | Tel: 65 6362 7980        |
| ** Japan        | Nikken Kosakusho Works Ltd.               | Tel: 072-869-5820        |

## History of Lyndex-Nikken

### Lyndex Corporation

Founded in 1979 in Glenview, Illinois, Lyndex Corporation set the standard for quality toolholding in the United States as a supplier of 5C and R8 Collets. Over the years, Lyndex's product line evolved to include a vast selection of toolholding and accessories. With a commitment to quality products and excellent customer service, Lyndex garnered industry-wide respect as a trusted source for toolholding and metalworking accessories.

### Nikken Japan

Nikken Kosakusho Works, Ltd. was established in Japan in 1958 by founder, Masakazu Matsumoto and has a rock solid reputation there as the top manufacturer of Toolholders and machine tool accessories. Nikken has been a market leader in various industries such as aerospace, automotive and ultra-precision machining since the company's inception. In Japanese, the name Nikken stands for "research every day". Nikken is committed to technological advancement and customer satisfaction. Annually, they produce 350,000 Toolholders, 3,000 CNC Rotary Tables, and 250,000 Reamers. A global company, Nikken's sales and technical service network consists of over 700 employees worldwide.

### Lyndex-Nikken

In 2002, Lyndex Corporation merged with Nikken Kosakusho Works, Ltd. From the merging of these two great companies, an even greater company came forth. Lyndex-Nikken, as a unified manufacturer, boasts a broader product line, a greater number of service personnel, and a higher degree of engineering support and technology. Together, Lyndex and Nikken represent the best of both sides of the manufacturing industry: extreme quality and advanced technology.



**January 5<sup>th</sup>, 1979**

Lyndex Corporation was founded, selling 5C Collets.




**February, 1989**

Angle Head products were introduced.



**June, 2001**

HQ relocated to 50,000 ft<sup>2</sup> building in Mundelein, IL.



**February, 2003**

Product line expanded to include 4<sup>th</sup> and 5<sup>th</sup> Axis Rotary Tables.



**April, 1981**

Added Toolholders to our product line.



**August, 1998**

Product line expanded to include Live Tools.



**June, 2002**

Acquired by Nikken Kosakusho Works, Ltd.



## Nikken Advantages

### Nikken Advantages

Nikken high quality brand products have been patented in Japan and in many other countries. Featuring unique features, they are used all over the world and have been proving their efficiency for years and years, providing users with benefits unmatched by the competition.

### Sub Zero Treatment

Nikken is the ONLY tool manufacturer that performs a sub-zero treatment to its tooling. All toolholders are subjects to ultra low temperature treatment of -90° C after carburizing. This treatment removes residual austenite to form 100% martensite compositions to prevent deformation and deterioration over time. This is a good example of how Nikken pays attention to those aspects often hidden from view, and how we put our hearts into each and every tool.



Carbonizing and Sub-Zero Treatment

### Taper Contact

Nikken guarantees 80% of the taper contact ratio. It allows concentricity, run-out accuracy and stable machining, reduces damage to the M/C Spindle and extends tool life. Strong rigidity between machine spindle and toolholder eliminates potential fretting corrosion.

### Nikken's taper characteristics:

- Nickel Chrome 4150 alloy
- AT3 taper or better, 56 to 58 HRc
- Traverse Ground Taper
- Inspected by Prussian Blue oil method



BT Taper - Made to JIS B6339 standard



CT Taper - Made to ISO 7388 standard



HSK Taper - Made to ISO 12164 standard



NMTB Taper - Erickson Qualified




Tool Grinding Line



Horizontal Machining Centers



NC Lathe Line




**June, 2009**  
Introduction of Solution Partner Program.



**February, 2014**  
Lyndex-Nikken University was built.



**January, 2016**  
Started Robotics/Automation Group.



**August, 2003**  
Began offering full installation and interface of Rotary Tables.



**June, 2013**  
Expanded sales and service to Mexico and South America with office in Mexico.



**September, 2014**  
Introduced Turning Accessories (Howa, QCFC).



**March, 2017**  
Launched Customer Zone Website.



## Product Overview


### High Productivity Advanced Toolholders

**Covering All Bases for Your Toolholder Needs.** Most accurate and precise Collet Chucks in the industry (guaranteed runout within .0002"). Nikken Milling Chucks are the strongest clamping Toolholder in the world with over 3500 ft. lbs of gripping force. Greater rigidity and higher accuracy allows for more aggressive material removal and part precision.



### Modular & Fixed Angle Heads

**Approaching Difficult Parts from All Angles.** Offered in multiple styles: slim, rigid, offset, adjustable and coolant through. 452 possible combinations using Lyndex-Nikken's Modular Angle Head system. Clearance and ATC verification done by 3D printed Angle Heads. Full 3D model support upon request.



### Live & Static Tools

**Turning Your Lathe Into a Milling Machine.** We offer both Live and Static Tools for a multitude of machine builders. Dual radial and thrust bearing design for added rigidity. Live and Static tools offered in coolant through, adjustable, and multi-output.




### 4th & 5th Axis Rotary Tables

**Reduced Setups, Increased Productivity, More Profits.** Ion-Nitride Worm Wheel and Carbide Worm Screw design extends longevity of rigidity and accuracy. 4 arc second repeatability for high precision and complex work pieces. Full installation and integration services available by Lyndex-Nikken technicians.



### Power Chucks & Quick Change Collets

**Workholding Solutions for Turning Centers.** Wide variety of Power Chucks for all turning centers. Engineered workholding solutions for high production projects. Quick Change Collet Chucks allow for fast set-up between jobs. Quick Change Collets come in a wide variety of shapes and sizes offered in smooth, serrated and hexagon.



### Taper Plus Toolholders

**Taking Rigidity to the Next Level.** Dual Taper and Flange Contact Holders available for both Standard and Advanced Holders. Added surface area contact provides 30-40% more rigidity allowing for more aggressive machining. Flange contact provides greater support for long length Toolholder applications on horizontal machining centers.





## Lyndex-Nikken Service & Support

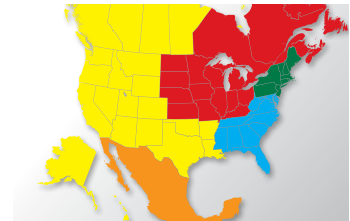
### Management & Operations

Integrity is our highest company goal that is achieved in different ways in each department. In operations, this means “keeping promises”. When a Lyndex-Nikken salesperson commits to do something, we want to make sure it happens! Our management team is willing to put whatever resources are needed to stand behind ALL commitments made to our customers.



### Outside Sales

The outside sales team is committed to providing you with the highest level of training, product knowledge, and customer service. Whether it's helping you close more deals, increasing your profit margins, or making your job easier, our product managers and sales representatives will do what is needed to make you more successful!



### Inside Sales

Committed to upholding the highest standard in customer service, the inside sales team provides support to qualify, quote and process orders. Working in conjunction with our outside sales team, our goal is to provide the best expedited sales experience with the utmost clarity.



### Engineering & Service

From product drawings to 3D models, clearance verifications to force calculations, the engineering team understands your manufacturing needs. We look forward to providing application support and hope to be a part of your success.



### Warehouse & Shipping

With over 22,000 individual part numbers in our system and nearly \$50 million worth of in-stock inventory, our warehouse team means serious business. 95% of items we carry get shipped out same day on an impressive average of 160 shipments per day!



### Lyndex-Nikken Mexico

Since our opening in 2013, we have been able to extend the same level of quality support to Mexico. One of our biggest tasks is providing services for transplant companies in Mexico from the U.S., Germany, Japan, and Korea. We offer full service of sales, engineering, and application support directly from our office.





## Table of Contents

---

### **SK Collet Chucks 9-38**

SK Collet Chuck Features	10-11
SK Collet Features	12
Superior SK Coolant System	13
CAT SK Collet Chucks	14-15
BT SK Collet Chucks	16-17
BT SK Collet Chucks - High-Speed	18
Straight Shank SK Collet Chucks	19
HSK SK Collet Chucks	20
HSK SK Collet Chucks - High-Speed	21
Taper Plus - CAT SK Collet Chucks	22-23
Taper Plus - BT SK Collet Chucks	24-25
Taper Plus - CAT Slim Chuck Coolant High-Speed	26-27
Taper Plus - BT Slim Chuck Coolant High-Speed	28-29
SK Collets	30-34
SK Coolant Collet System	35
SK Accessories & Back Up Screws	36-37

### **ER Collet Chucks 39-62**

ER Collet Chuck Features	40-41
Nut Features	42
CAT ER Collet Chucks	43-44
BT ER Collet Chucks	45-46
HSK ER Collet Chucks	47
NMTB & R8 ER Collet Chucks	48
ER Collet Chuck Extensions	49
Taper Plus - CAT ER Collet Chucks	50
Taper Plus - BT ER Collet Chucks	51
ER Collets - Standard & Coolant	52-57
ER Tap Collets - Standard & Coolant	58-59
ER Accessories	60-61

### **VC Collet Chucks 63-74**

VC Collet Chuck Features	64-65
CAT VC Collet Chucks	66

BT VC Collet Chucks	67
HSK VC Collet Chucks	68-69
Taper Plus - CAT VC Collet Chucks	70
Taper Plus - BT VC Collet Chucks	71
VCK Collets	72
VC Coolant Collet System	73
VC Collet Chuck Accessories	74

### **MMC Collet Chucks 75-82**

MMC Collet Chuck Features	76
CAT MMC Collet Chucks	77
BT MMC Collet Chucks	78
HSK MMC Collet Chucks	79
Straight Shank MMC Collet Chucks	80
Taper Plus - CAT & BT MMC Collet Chucks	81
MMC Collets - Coolant & Slotted	82

### **Shrink Fit 83-96**

Specifications & Equipment	84-85
Shrink Fit Equipment	86
Shrink Fit Unit Packages	87
CAT40 Shrink Fit Holders	88-89
CAT50 Shrink Fit Holders	90-91
HSK63A Shrink Fit Holders	92-93
HSK100A Shrink Fit Holders	94-95

### **Milling Chucks 98-118**

Milling Chuck Features	98-99
Milling Chuck Collet System	100
Milling Chuck Coolant Collet System	101
Why Upgrade?	102
Taper Plus - Dual Contact Toolholders	103
CAT Milling Chucks	104-105
BT Milling Chucks	106-107
HSK Milling Chucks	108-109



## Table of Contents (Cont.)

NMTB Milling Chucks	110	Drill Chuck Accessories	153
Taper Plus - CAT Milling Chucks	111	CAT & BT Jacobs® Taper Holders	154
Taper Plus - BT Milling Chucks	112	NMTB & R8 Jacobs® Taper Holders	155
KM Collets	113	Jacobs® Drill Chuck Accessories	156
NK Collets - Depth Adjustable	114	CAT Morse Taper Holders	157
CCK Coolant Collet System	115-116	NMTB & R8 Morse Taper Holders	158
Milling Chuck Accessories	117		

### **End Mill Holders 119-136**

End Mill Holder Features	120
CAT End Mill Holders	121-126
BT End Mill Holders	127-129
HSK End Mill Holders	130-131
NMTB End Mill Holders	132
R8 & Straight Shank End Mill Holders	133
Taper Plus - CAT End Mill Holders	134
End Mill Holder Accessories	135

### **Shell Mill Holders 137-148**

Shell Mill & Face Mill Holder Features	138
CAT Shell Mill Holders	139-140
CAT Face Mill Holders	140
BT Shell Mill Holders	141-142
BT Face Mill Holders	142
HSK Shell Mill Holders	143
NMTB Shell & Face Mill Holders	144
R8 Shell Mill Holders	145
Taper Plus - CAT & BT Face/Shell Mill Holders	146
Shell Mill Holder Accessories	147

### **Drill Chucks & Morse Taper Holders 149-158**

Drill Chucks Features	150
CAT & BT Integral Keyless Drill Chucks	151
NMTB, HSK & Straight Shank Drill Chucks	152

### **Tap Holders 159-184**

Tap Holder Features	160
CAT Tap Holders	161-162
BT Tap Holders	163
HSK Tap Holders	164
Weldon Tap Holders	165-166
NMTB & Straight Shank Tap Holders	167
Tap Collets	168-179
Tap Holder Accessories	180
Tapping - Technical Details	181
Tap Dimensional Data	182-183
Torque Control Tap Collet Torque Specifications	184

### **TG/DA Collet Chucks 185-202**

TG Collet Chuck Features	186
DA Collet Chuck Features	187
CAT TG Collet Chucks	188
BT TG Collet Chucks	189
NMTB TG Collet Chucks	190
Straight Shank TG Collet Chucks	191
TG Collets	192-195
TG Accessories	196
CAT & BT TG Collet Chucks	197
NMTB DA Collet Chucks & DA Collet Chuck Extension	198
DA Collets	199-200
DA Accessories	201

## Table of Contents (Cont.)

### **Angle Heads 203-210**

Technical Features	204
Types of Fixed Angle Heads	205
Modular Angle Head Assembly	206
Modular Angle Head System	207
High Productivity Angle Heads	208
Engineering Support	209

### **Stub Mill Holders & Blank Bars 211-216**

Stub Mill Holder Features	212
CAT & BT Stub Mill Holders	213
CAT & BT Blank Bars	214
NMTB & HSK Blank Bars	215

### **R8/5C/3J/16C Collets 217-226**

R8 Collets	218
5C Collets	219-220
5C Collet Accessories	221
3J Collets & Accessories	222-223
16C Collets & Accessories	224-225

### **Retention Knobs 227-232**

Retention Knob Features	228
CAT Retention Knobs	229
BT Retention Knobs	230
Retention Knob Inquiry Form	231

### **Accessories 233-244**

Tooljaw®	234
Nikken Tool Clamper for HSK Tooling	235
Tightening Fixtures	235
ATC Alignment Kit	235
Pointfinder™	236
ZeroSetter™	237

Spindle Wipes	238
Test Bars	239
Momimen Carbide Indexable Tools	240-241
Chibimomi Carbide Indexable Tools	242-243
TQW Torque Wrench	244

### **Technical/Index 245-272**

Lyndex-Nikken Product Warranty	246-247
Taper Specifications	248-250
SK Drill Chart	251-255
Index	256-272

### **Lyndex-Nikken**

SK High Performance Live Tools	38
Advanced Toolholders	62
Shrink Fit Demos	96
NIKKEN X-Treme Milling Chuck	118
CNC Rotary Table Solutions	136
High Performance Live Tools	148
Torque Test Demos	202
Product Training Seminars	210
Hydraulic Power Chucks	216
Quick Change Flex Collets	226
Lyndex-Nikken Products	232





## SK Collet Chuck Features

### LEAN, TOUGH AND EFFICIENT

**Lean:** narrow body design allows access to tight spots

**Versatile:** applicable for all milling, drilling, reaming and rigid tapping applications

**Flexible:** covers sizes from 0.028" to 1"

**Accurate:** two times more accurate than ER Collet Chucks, within 10 times better repeatability

**Extremely Precise:** 0.0002" or less concentricity guarantee with on-size collets

**8° versus 16° collet taper:** double the gripping power over ER Collet Chucks

**Extremely Successful:** over 1 million SK Collet Chucks and 15 million SK collets sold worldwide



### SK Collet Range



**SK6**  
(0.7 - 6.0mm)  
(0.028 - 0.236")

**SK10**  
(1.75 - 10.0mm)  
(0.069 - 0.394")

**SK16**  
(2.75 - 16.0mm)  
(0.108 - 0.630")

**SK20**  
(3.5 - 20.0mm)  
(0.138 - 0.787")

**SK25**  
(16.0 - 25.4mm)  
(0.630 - 1.000")



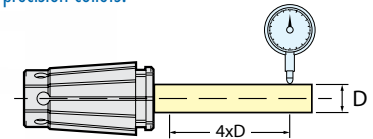
Collet edge is flush with front surface of nut maximizing gripping rigidity.

Grinding of threads allows accurate and strong collet compression and prevents collet rocking.

Fine adjustment back up screw (see details on page 13) and chamfered plastic tip creates additional seal for 1000 psi coolant through applications.

### Accuracy and Flexibility

Due to Nikken's special heat treatment, grinding and custom slotting process, they are the only collet chuck manufacturer in the world that guarantees a 5 micron run-out tolerance for their "on size" fractional and metric size precision collets.



- Extremely hard and smooth surface of the TiN Bearing allows for more thrust load on the collet while preventing additional runout associated with collet twisting.
- Threads are protected to prevent chip packing or stringy birds nests below the collet chuck nut.



## SK Collet Chuck Features

### Increased Gripping Power

The smaller the taper angle is, the better concentricity is obtained.

Our steep 8° collet seats deeper in the body of the holder, providing double the clamping force and precision than traditional 16° ER collets.



### GH Handle

Easy, safe and reliable handling with GH wrench (see page 36).



### Titanium Nitrided Bearing Nut (HV2,200) (US Patent 6923451)

- More efficient than conventional ball bearing built-in nut!
- Good sliding effect due to surface hardness of HV2,200
- No damage, no friction
- No corrosion occurs internally
- Less micro vibration with collet flange contact
- Increase cutting performance and tool life durability
- More cutting rigidity

High pressure 1200 psi fine thread coolant back up screw.

AT3 or better taper - .0028 degree tolerance variation (80 millionths to 126 millionths taper size tolerance).

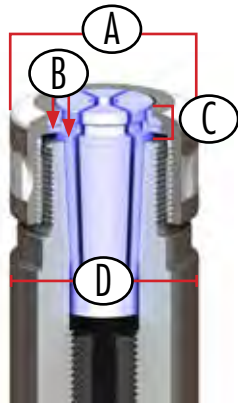
Ground surface for accurate perpendicular contact between pull stud and taper.

## SK Collet

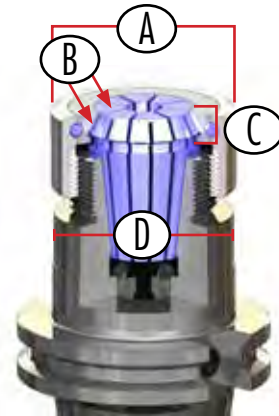
SK Collets can be used for all applications, from milling to reaming. Standard collets can be used in coolant thru applications (with coolant back-up screws).

### SK Collet vs. ER Collet

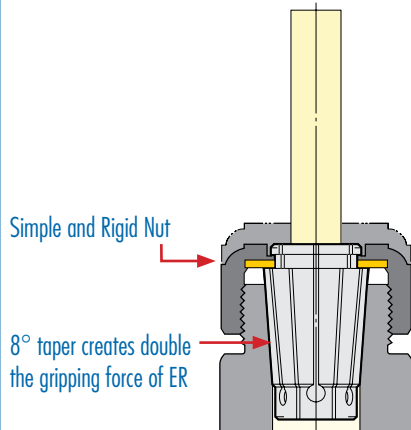
- A. Slim design allows for better clearance
- B. Force is parallel to centerline of toolholder
- C. Deeper seating creates greater accuracy
- D. Body and nut are flush for more rigidity



- A. Wide collet = wide nut = less clearance
- B. Force is angular to centerline of toolholder
- C. Shallow seating allows for collet rocking
- D. Body diameter is smaller than nut compromising rigidity

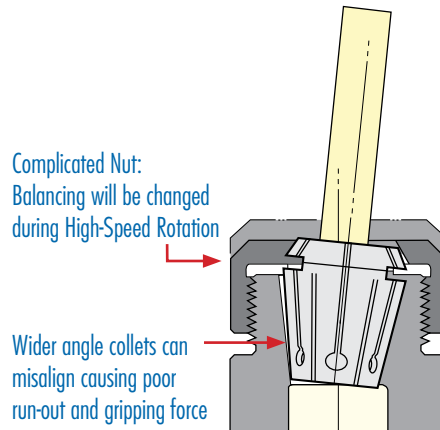


### Lyndex-Nikken Slim Chuck - Flat shoulder pushing



- High Accuracy Due to Flat Shoulder Pushing

### Others - Taper shoulder pushing

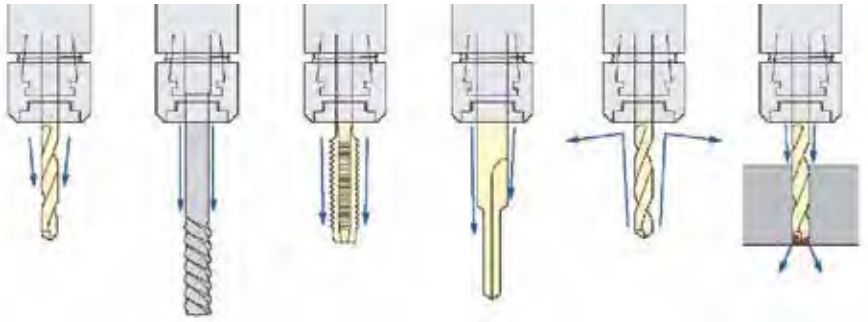


- Unstable Run-out Due to Taper Part Pushing
- Poor Gripping Torque of 12°, 16° taper

## Superior SK Coolant System

Our Slim Chuck features a unique High-Pressure Coolant Collet System which allows for higher accuracy and gripping torque.

### SK Coolant thru options:



### Back-up Screw for SK Collet Chuck

#### SKG-12



- Solid steel black oxide coated back up screws
- Accessible and adjustable from both ends
- Excellent for high feed drilling
- Allows cutter repeatability within .0002"

#### SKG-12L



- Ultra High Pressure back up screw capable up to 1200 psi
- Solid steel black oxide coated back-up screws with plastic caps
- 80% thread engagement on fine thread to prevent coolant leakage
- External O-ring provides additional seal to prevent coolant build-up within the toolholder

#### SKG16-12HGA



#### SKG-18H



- Plastic cap is chamfered to accommodate for different sizes
- Excellent for high pressure coolant or oil drilling applications
- Allows cutter repeatability within .0002"



High Pressure Mechanically-Sealed Collets are available

### Applications for SK J Type Nut:

- Tap or specially designed cutting tool
- Burnishing drill for formed hole
- Oil hole drill for through hole drilling
- Cutting tool with coolant grooves
- Mechanical seal prevents dust and swarf entering inside the collet slots

### Slotted Disk:

When the Coolant Nut is paired with the Slotted Disk, coolant is directed to the cutting edge of the cutting tool, making this combination **ideal for non-coolant-thru tools**. The jet coolant pressure creates a tornado effect, ensuring **efficient swarf dispersal**.

### Coolant-Thru Disk:

When the Coolant Nut is paired with the Coolant-Thru Disk, a perfect seal is formed around the cutting tool shank, making this combination ideal for Coolant-Thru tools.

## CAT SK Collet Chucks

- Feature TiN Bearing Nut which considerably improves cutting rigidity and finish
- Narrow body allows access to tight spaces and hard to reach areas
- Unique high-pressure coolant collet system for higher accuracy and gripping torque
- 8° taper SK collet provides double the clamping force and precision than ER Collet Chucks



**T.I.R.:** ≤ 0.0002" at 4xD



**Speed:** up to 30,000 rpm



**Set-up:** quick and easy



**Coolant-Thru:** thru-tool coolant



Milling



Tapping



Drilling



Reaming

Please note that the maximum RPM listed in our catalog may vary depending on the toolholder shank, weight, balanceability and the G rating.

### CAT40

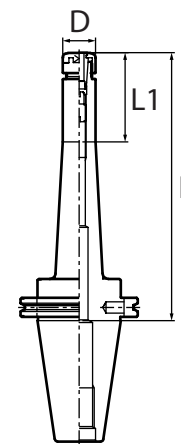
Part Number	Collet Size	Collet Range	Wrench	L	L1	D	Back-Up Screw
CAT40-SK6-90U	SK6	0.028 - 0.236"	<a href="#">SKL-6W</a>	3.543"	1.969"	0.768"	SKG-8
CAT40-SK6-120U	SK6	0.028 - 0.236"	<a href="#">SKL-6W</a>	4.724"	2.441"	0.768"	SKG-8
CAT40-SK6-150U	SK6	0.028 - 0.236"	<a href="#">SKL-6W</a>	5.906"	2.362"	0.768"	SKG-8
CAT40-SK10-90U	SK10	0.069 - 0.394"	<a href="#">SKL-10</a>	3.543"	1.969"	1.083"	SKG-12L
CAT40-SK10-120U	SK10	0.069 - 0.394"	<a href="#">SKL-10</a>	4.724"	2.756"	1.083"	<a href="#">SKG-12L</a>
CAT40-SK10-150U	SK10	0.069 - 0.394"	<a href="#">SKL-10</a>	5.906"	2.874"	1.083"	<a href="#">SKG-12L</a>
CAT40-SK10-180U	SK10	0.069 - 0.394"	<a href="#">SKL-10</a>	7.086"	2.874"	1.083"	<a href="#">SKG-12L</a>
CAT40-SK16-90U	SK16	0.108 - 0.630"	<a href="#">9HC16</a>	3.543"	1.969"	1.575"	SKG-18L
CAT40-SK16-120U	SK16	0.108 - 0.630"	<a href="#">9HC16</a>	4.724"	3.150"	1.575"	SKG-18L
CAT40-SK16-150U	SK16	0.108 - 0.630"	<a href="#">9HC16</a>	5.906"	4.331"	1.575"	SKG-18L
CAT40-SK16-180U	SK16	0.108 - 0.630"	<a href="#">9HC16</a>	7.086"	5.710"	1.575"	SKG-18L
CAT40-SK20-65U-IDU*	SK20	0.138 - 0.787"	<a href="#">9HC22</a>	2.559"	1.809"	1.909"	SKG-22
CAT40-SK20-90U	SK20	0.138 - 0.787"	<a href="#">9HC22</a>	3.543"	2.793"	1.909"	SKG-22
CAT40-SK20-120U	SK20	0.138 - 0.787"	<a href="#">9HC22</a>	4.724"	3.974"	1.909"	SKG-22
CAT40-SK20-150U-IDU*	SK20	0.138 - 0.787"	<a href="#">9HC22</a>	5.906"	5.156"	1.909"	SKG-22
CAT40-SK20-180U-IDU*	SK20	0.138 - 0.787"	<a href="#">9HC22</a>	7.086"	6.337"	1.909"	SKG-22
CAT40-SK25-90U	SK25	0.630 - 1.000"	<a href="#">9HC22</a>	3.543"	2.165"	2.165"	SKG-28
CAT40-SK25-120U	SK25	0.630 - 1.000"	<a href="#">9HC22</a>	4.724"	3.346"	2.165"	SKG-28

Note: \*-IDU\* type holders have a pre-machined counter-bore on the drive key to accept Balluff BIS-C122-04/L RFID chips (10 X 4.5mm size)

### CAT50

Part Number	Collet Size	Collet Range	Wrench	L	L1	D	Back-Up Screw
CAT50-SK6-105U	SK6	0.028 - 0.236"	<a href="#">SKL-6W</a>	4.134"	2.362"	0.768"	SKG-8
CAT50-SK6-165U	SK6	0.028 - 0.236"	<a href="#">SKL-6W</a>	6.496"	2.441"	0.768"	SKG-8
CAT50-SK6-195U	SK6	0.028 - 0.236"	<a href="#">SKL-6W</a>	7.677"	2.362"	0.768"	SKG-8
CAT50-SK10-105U	SK10	0.069 - 0.394"	<a href="#">SKL-10</a>	4.134"	2.362"	1.083"	<a href="#">SKG-12L</a>
CAT50-SK10-165U	SK10	0.069 - 0.394"	<a href="#">SKL-10</a>	6.496"	2.953"	1.083"	<a href="#">SKG-12L</a>
CAT50-SK10-195U	SK10	0.069 - 0.394"	<a href="#">SKL-10</a>	7.677"	2.953"	1.083"	<a href="#">SKG-12L</a>
CAT50-SK10-225U	SK10	0.069 - 0.394"	<a href="#">SKL-10</a>	8.858"	2.953"	1.083"	<a href="#">SKG-12L</a>
CAT50-SK16-105U	SK16	0.108 - 0.630"	<a href="#">9HC16</a>	4.134"	2.559"	1.575"	SKG-18L
CAT50-SK16-165U	SK16	0.108 - 0.630"	<a href="#">9HC16</a>	6.496"	3.543"	1.575"	SKG-18L
CAT50-SK16-195U	SK16	0.108 - 0.630"	<a href="#">9HC16</a>	7.677"	3.543"	1.575"	SKG-18L
CAT50-SK20-105U-IDU*	SK20	0.138 - 0.787"	<a href="#">9HC22</a>	4.134"	3.384"	1.909"	SKG-22
CAT50-SK20-165U	SK20	0.138 - 0.787"	<a href="#">9HC22</a>	6.496"	5.746"	1.909"	SKG20-18HG
CAT50-SK20-195U-IDU*	SK20	0.138 - 0.787"	<a href="#">9HC22</a>	7.677"	6.299"	1.909"	SKG-22
CAT50-SK25-105U	SK25	0.630 - 1.000"	<a href="#">9HC22</a>	4.134"	2.559"	2.165"	SKG-28
CAT50-SK25-165U	SK25	0.630 - 1.000"	<a href="#">9HC22</a>	6.496"	4.921"	2.165"	SKG-28
CAT50-SK25-195U	SK25	0.630 - 1.000"	<a href="#">9HC22</a>	7.677"	6.102"	2.165"	SKG-28

Note: Wrench and back-up screw not included.



Available in **TAPER PLUS**

Dual-taper and flange contact available. See pages 22-23.

**TAPER PLUS**  
COMBINING TAPER ACCURACY  
WITH FLANGE RIGIDITY!



- Outstanding Runout Accuracy for longer tool life
- Vibration Dampening for increased productivity
- High Rigidity for smooth and stable cutting



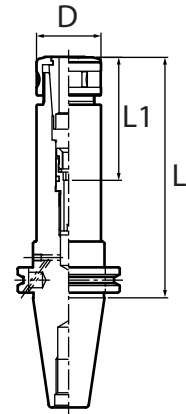


## CAT SK Collet Chucks

### CAT40 - DIN

Part Number	Collet Size	Collet Range	Wrench	L	L1	D	Back-Up Screw
CAT40-SK6F-90U	SK6	0.028 - 0.236"	SKL-6W	3.543"	1.969"	0.768"	SKG6-6HG
CAT40-SK6F-120U	SK6	0.028 - 0.236"	SKL-6W	4.724"	2.441"	0.768"	SKG6-6HG
CAT40-SK6F-150U	SK6	0.028 - 0.236"	SKL-6W	5.906"	2.362"	0.768"	SKG6-6HG
CAT40-SK10F-90U	SK10	0.069 - 0.394"	SKL-10	3.543"	1.969"	1.083"	SKG10-10HG
CAT40-SK10F-120U	SK10	0.069 - 0.394"	SKL-10	4.724"	2.756"	1.083"	SKG10-10HG
CAT40-SK10F-150U	SK10	0.069 - 0.394"	SKL-10	5.906"	2.874"	1.083"	SKG10-10HG
CAT40-SK16F-60U	SK16	0.108 - 0.630"	9HC16	2.362"	1.181"	1.575"	N/A
CAT40-SK16F-90U	SK16	0.108 - 0.630"	9HC16	3.543"	1.969"	1.575"	SKG16-12HG
CAT40-SK16F-120U	SK16	0.108 - 0.630"	9HC16	4.724"	3.150"	1.575"	SKG16-12HG
CAT40-SK16F-150U	SK16	0.108 - 0.630"	9HC16	5.906"	4.331"	1.575"	SKG16-12HG
CAT40-SK25F-90U	SK25	0.630 - 1.000"	9HC22	3.543"	2.165"	2.165"	SKG25-18HGE
CAT40-SK25F-120U	SK25	0.630 - 1.000"	9HC22	4.724"	3.346"	2.165"	SKG25-18HGE

Note: CAT40 - DIN - Wrench and back-up screw not included.



SK Collet Chucks

### CAT40 - High-Speed

Part Number	Collet Size	Collet Range	Wrench	L	L1	D	Back-Up Screw
CAT40-SK6-90UP	SK6	0.028 - 0.236"	GH6	3.543"	2.165"	0.768"	SKG-8
CAT40-SK6-120UP	SK6	0.028 - 0.236"	GH6	4.724"	2.637"	0.768"	SKG-8
CAT40-SK6-150UP	SK6	0.028 - 0.236"	GH6	5.906"	4.528"	0.768"	SKG-8
CAT40-SK10-90UP	SK10	0.069 - 0.394"	GH10	3.543"	2.165"	1.083"	SKG-12L
CAT40-SK10-120UP	SK10	0.069 - 0.394"	GH10	4.724"	3.346"	1.083"	SKG-12L
CAT40-SK10-150UP	SK10	0.069 - 0.394"	GH10	5.906"	4.528"	1.083"	SKG-12L
CAT40-SK16-60UP	SK16	0.108 - 0.630"	GH16	2.362"	1.181"	1.575"	N/A
CAT40-SK16-90UP	SK16	0.108 - 0.630"	GH16	3.543"	2.165"	1.575"	SKG-18L
CAT40-SK16-120UP	SK16	0.108 - 0.630"	GH16	4.724"	3.346"	1.575"	SKG-18L
CAT40-SK16-150UP	SK16	0.108 - 0.630"	GH16	5.906"	4.528"	1.575"	SKG-18L
CAT40-SK20-65UP-IDU*	SK20	0.138 - 0.787"	GH20	2.559"	1.809"	1.909"	SKG-22
CAT40-SK20-90UP-IDU*	SK20	0.138 - 0.787"	GH20	3.543"	2.793"	1.909"	SKG-22
CAT40-SK20-120UP-IDU*	SK20	0.138 - 0.787"	GH20	4.724"	3.974"	1.909"	SKG-22
CAT40-SK25-90UP	SK25	0.630 - 1.000"	GH25	3.543"	2.165"	2.165"	SKG-28
CAT40-SK25-120UP	SK25	0.630 - 1.000"	GH25	4.724"	3.346"	2.165"	SKG-28

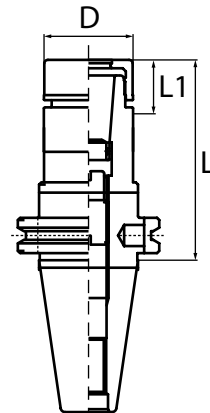
Note:

- DIN type high-speed toolholders available. Please contact us for more information.
- \*-IDU" type holders have a pre-machined counter-bore on the drive key to accept Balluff BIS-C122-04/L RFID chips (10 X 4.5mm size)

### CAT50 - High-Speed

Part Number	Collet Size	Collet Range	Wrench	L	L1	D	Back-Up Screw
CAT50-SK6-105UP	SK6	0.028 - 0.236"	GH6	4.134"	2.756"	0.768"	SKG-8
CAT50-SK6-165UP	SK6	0.028 - 0.236"	GH6	6.496"	5.118"	0.768"	SKG-8
CAT50-SK10-105UP	SK10	0.069 - 0.394"	GH10	4.134"	2.756"	1.083"	SKG-12L
CAT50-SK10-165UP	SK10	0.069 - 0.394"	GH10	6.496"	5.118"	1.083"	SKG-12L
CAT50-SK10-195UP	SK10	0.069 - 0.394"	GH10	7.677"	6.299"	1.083"	SKG-12L
CAT50-SK16-105UP	SK16	0.108 - 0.630"	GH16	4.134"	2.756"	1.575"	SKG-18L
CAT50-SK16-165UP	SK16	0.108 - 0.630"	GH16	6.496"	5.118"	1.575"	SKG-18L
CAT50-SK16-195UP	SK16	0.108 - 0.630"	GH16	7.677"	6.299"	1.575"	SKG-18L
CAT50-SK25-105UP	SK25	0.630 - 1.000"	GH25	4.134"	2.756"	2.165"	SKG-28
CAT50-SK25-165UP	SK25	0.630 - 1.000"	GH25	6.496"	5.118"	2.165"	SKG-28
CAT50-SK25-195UP	SK25	0.630 - 1.000"	GH25	7.677"	6.299"	2.165"	SKG-28

Note: CAT50 - High-Speed - Wrench and back-up screw not included.





## BT SK Collet Chucks

- Feature TiN Bearing Nut which considerably improves cutting rigidity and finish
- Narrow body allows access to tight spaces and hard to reach areas
- Unique high-pressure coolant collet system for higher accuracy and gripping torque
- 8° taper SK collet provides double the clamping force and precision than ER Collet Chucks



**T.I.R.:** ≤ 0.0002" at 4xD



**Speed:** up to 30,000 rpm



**Set-up:** quick and easy



**Coolant-Thru:** thru-tool coolant



Milling



Tapping



Drilling



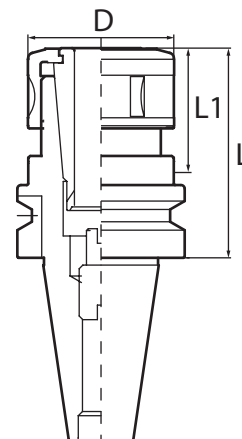
Reaming

Please note that the maximum RPM listed in our catalog may vary depending on the toolholder shank, weight, balanceability and the G rating.

### BT30

Part Number	Collet Size	Collet Range	Wrench	L	L1	D	Back-Up Screw
<a href="#">BT30-SK6-60</a>	SK6	0.028 - 0.236"	<a href="#">SKL-6W</a>	2.362"	1.299"	0.768"	SKG-8
<a href="#">BT30-SK6-90</a>	SK6	0.028 - 0.236"	<a href="#">SKL-6W</a>	3.543"	2.205"	0.768"	SKG-8
<a href="#">BT30-SK10-45</a>	SK10	0.069 - 0.394"	<a href="#">SKL-10</a>	1.772"	0.866"	1.083"	SKG-12S
<a href="#">BT30-SK10-60</a>	SK10	0.069 - 0.394"	<a href="#">SKL-10</a>	2.362"	1.378"	1.083"	<a href="#">SKG-12L</a>
<a href="#">BT30-SK10-90</a>	SK10	0.069 - 0.394"	<a href="#">SKL-10</a>	3.543"	2.559"	1.083"	<a href="#">SKG-12L</a>
<a href="#">BT30-SK16-60</a>	SK16	0.108 - 0.630"	<a href="#">9HC16</a>	2.362"	1.457"	1.575"	<a href="#">SKG-12L</a>
<a href="#">BT30-SK16-90</a>	SK16	0.108 - 0.630"	<a href="#">9HC16</a>	3.543"	2.638"	1.575"	SKG-12
<a href="#">BT30-SK20-60</a>	SK20	0.138 - 0.787"	<a href="#">9HC22</a>	2.362"	1.496"	1.909"	SKG-12S
<a href="#">BT30-SK20-90</a>	SK20	0.138 - 0.787"	<a href="#">9HC22</a>	3.543"	2.677"	1.909"	SKG-12
<a href="#">BT30-SK25-90</a>	SK25	0.630 - 1.000"	<a href="#">9HC22</a>	3.543"	2.559"	2.165"	SKG-12

Available in **TAPER PLUS** <sup>+</sup> Dual-taper and flange contact

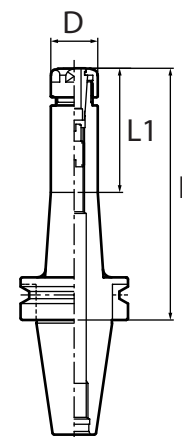


### BT40

Part Number	Collet Size	Collet Range	Wrench	L	L1	D	Back-Up Screw
<a href="#">BT40-SK6-90</a>	SK6	0.028 - 0.236"	<a href="#">SKL-6W</a>	3.543"	2.008"	0.768"	SKG-8
<a href="#">BT40-SK6-120</a>	SK6	0.028 - 0.236"	<a href="#">SKL-6W</a>	4.724"	2.362"	0.768"	SKG-8
<a href="#">BT40-SK6-150</a>	SK6	0.028 - 0.236"	<a href="#">SKL-6W</a>	5.906"	2.362"	0.768"	SKG-8
<a href="#">BT40-SK10-90</a>	SK10	0.069 - 0.394"	<a href="#">SKL-10</a>	3.543"	1.890"	1.083"	<a href="#">SKG-12L</a>
<a href="#">BT40-SK10-120</a>	SK10	0.069 - 0.394"	<a href="#">SKL-10</a>	4.724"	2.874"	1.083"	<a href="#">SKG-12L</a>
<a href="#">BT40-SK10-150</a>	SK10	0.069 - 0.394"	<a href="#">SKL-10</a>	5.906"	2.874"	1.083"	<a href="#">SKG-12L</a>
<a href="#">BT40-SK10-180</a>	SK10	0.069 - 0.394"	<a href="#">SKL-10</a>	7.086"	-	1.083"	<a href="#">SKG-12L</a>
<a href="#">BT40-SK16-90</a>	SK16	0.108 - 0.630"	<a href="#">9HC16</a>	3.543"	2.283"	1.575"	SKG-18L
<a href="#">BT40-SK16-120</a>	SK16	0.108 - 0.630"	<a href="#">9HC16</a>	4.724"	3.465"	1.575"	SKG-18L
<a href="#">BT40-SK16-150</a>	SK16	0.108 - 0.630"	<a href="#">9HC16</a>	5.906"	4.646"	1.575"	SKG-18L
<a href="#">BT40-SK16-180</a>	SK16	0.108 - 0.630"	<a href="#">9HC16</a>	7.086"	6.023"	1.575"	SKG-18L
<a href="#">BT40-SK25-75</a>	SK25	0.630 - 1.000"	<a href="#">9HC22</a>	2.953"	1.850"	2.165"	SKG-12
<a href="#">BT40-SK25-90</a>	SK25	0.630 - 1.000"	<a href="#">9HC22</a>	3.543"	2.402"	2.165"	SKG-28
<a href="#">BT40-SK25-120</a>	SK25	0.630 - 1.000"	<a href="#">9HC22</a>	4.724"	3.583"	2.165"	SKG-28

Note: Wrench and back-up screw not included.

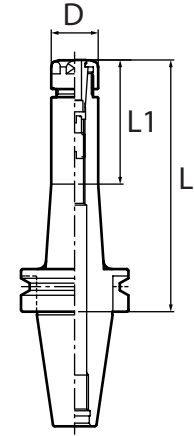
Available in **TAPER PLUS** <sup>+</sup> Dual-taper and flange contact



## BT SK Collet Chucks

### BT50

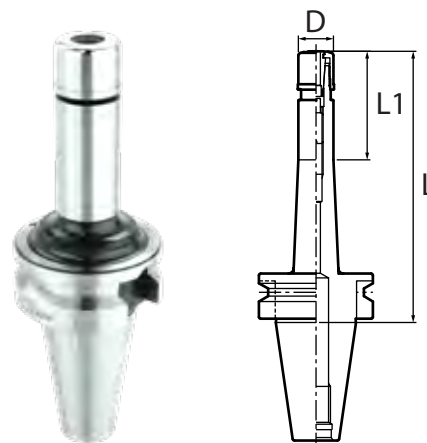
Part Number	Collet Size	Collet Range	Wrench	L	L1	D	Back-Up Screw
<a href="#">BT50-SK6-105</a>	SK6	0.028 - 0.236"	<a href="#">SKL-6W</a>	4.134"	2.165"	0.768"	SKG-8
<a href="#">BT50-SK6-165</a>	SK6	0.028 - 0.236"	<a href="#">SKL-6W</a>	6.496"	2.362"	0.768"	SKG-8
<a href="#">BT50-SK6-195</a>	SK6	0.028 - 0.236"	<a href="#">SKL-6W</a>	7.677"	2.362"	0.768"	SKG-8
<a href="#">BT50-SK10-105</a>	SK10	0.069 - 0.394"	<a href="#">SKL-10</a>	4.134"	2.244"	1.083"	<a href="#">SKG-12L</a>
<a href="#">BT50-SK10-165</a>	SK10	0.069 - 0.394"	<a href="#">SKL-10</a>	6.496"	2.953"	1.083"	<a href="#">SKG-12L</a>
<a href="#">BT50-SK10-195</a>	SK10	0.069 - 0.394"	<a href="#">SKL-10</a>	7.677"	2.953"	1.083"	<a href="#">SKG-12L</a>
<a href="#">BT50-SK16-105</a>	SK16	0.108 - 0.630"	<a href="#">9HC16</a>	4.134"	2.441"	1.575"	SKG-18L
<a href="#">BT50-SK16-165</a>	SK16	0.108 - 0.630"	<a href="#">9HC16</a>	6.496"	3.543"	1.575"	SKG-18L
<a href="#">BT50-SK16-195</a>	SK16	0.108 - 0.630"	<a href="#">9HC16</a>	7.677"	3.543"	1.575"	SKG-18L
<a href="#">BT50-SK25-105</a>	SK25	0.630 - 1.000"	<a href="#">9HC22</a>	4.134"	2.441"	2.165"	SKG-28
<a href="#">BT50-SK25-165</a>	SK25	0.630 - 1.000"	<a href="#">9HC22</a>	6.496"	4.803"	2.165"	SKG-28
<a href="#">BT50-SK25-195</a>	SK25	0.630 - 1.000"	<a href="#">9HC22</a>	7.677"	5.984"	2.165"	SKG-28



## BT SK Collet Chucks - High-Speed

### BT30 - High-Speed

Part Number	Collet Size	Collet Range	Wrench	L	L1	D	Back-Up Screw
<a href="#">BT30-SK6-60P</a>	SK6	0.028 - 0.236"	<a href="#">GH6</a>	2.362"	1.496"	0.768"	SKG-8
<a href="#">BT30-SK6-90P</a>	SK6	0.028 - 0.236"	<a href="#">GH6</a>	3.543"	2.480"	0.768"	SKG-8
<a href="#">BT30-SK10-45P</a>	SK10	0.069 - 0.394"	<a href="#">GH10</a>	1.772"	0.906"	1.083"	SKG-12S
<a href="#">BT30-SK10-60P</a>	SK10	0.069 - 0.394"	<a href="#">GH10</a>	2.362"	2.677"	1.083"	SKG-12L
<a href="#">BT30-SK10-90P</a>	SK10	0.069 - 0.394"	<a href="#">GH10</a>	3.543"	1.496"	1.083"	SKG-12L
<a href="#">BT30-SK16-60P</a>	SK16	0.108 - 0.630"	<a href="#">GH16</a>	2.362"	1.496"	1.575"	SKG-12L
<a href="#">BT30-SK16-90P</a>	SK16	0.108 - 0.630"	<a href="#">GH16</a>	3.543"	2.677"	1.575"	SKG-12
<a href="#">BT30-SK20-60P</a>	SK20	0.138 - 0.787"	<a href="#">GH20</a>	2.362"	1.496"	1.909"	SKG-12S
<a href="#">BT30-SK20-90P</a>	SK20	0.138 - 0.787"	<a href="#">GH20</a>	3.543"	2.677"	1.909"	SKG-12
<a href="#">BT30-SK25-90P</a>	SK25	0.630 - 1.000"	<a href="#">GH25</a>	3.543"	1.693"	2.165"	SKG-28




### BT40 - High-Speed

Part Number	Collet Size	Collet Range	Wrench	L	L1	D	Back-Up Screw
<a href="#">BT40-SK6-90P</a>	SK6	0.028 - 0.236"	<a href="#">GH6</a>	3.543"	2.086"	0.768"	SKG-8
<a href="#">BT40-SK6-120P</a>	SK6	0.028 - 0.236"	<a href="#">GH6</a>	4.724"	3.661"	0.768"	SKG-8
<a href="#">BT40-SK6-150P</a>	SK6	0.028 - 0.236"	<a href="#">GH6</a>	5.906"	4.843"	0.768"	SKG-8
<a href="#">BT40-SK10-90P</a>	SK10	0.069 - 0.394"	<a href="#">GH10</a>	3.543"	2.480"	1.083"	SKG-12L
<a href="#">BT40-SK10-120P</a>	SK10	0.069 - 0.394"	<a href="#">GH10</a>	4.724"	3.661"	1.083"	SKG-12L
<a href="#">BT40-SK10-150P</a>	SK10	0.069 - 0.394"	<a href="#">GH10</a>	5.906"	2.874"	1.083"	SKG-12L
<a href="#">BT40-SK16-90P</a>	SK16	0.108 - 0.630"	<a href="#">GH16</a>	3.543"	2.480"	1.575"	SKG-18L
<a href="#">BT40-SK16-120P</a>	SK16	0.108 - 0.630"	<a href="#">GH16</a>	4.724"	3.661"	1.575"	SKG-18L
<a href="#">BT40-SK16-150P</a>	SK16	0.108 - 0.630"	<a href="#">GH16</a>	5.906"	4.646"	1.575"	SKG-18L
<a href="#">BT40-SK25-75P</a>	SK25	0.630 - 1.000"	<a href="#">GH25</a>	2.953"	1.890"	2.165"	SKG-12
<a href="#">BT40-SK25-90P</a>	SK25	0.630 - 1.000"	<a href="#">GH25</a>	3.543"	2.480"	2.165"	SKG-28
<a href="#">BT40-SK25-120P</a>	SK25	0.630 - 1.000"	<a href="#">GH25</a>	4.724"	3.661"	2.165"	SKG-28

### BT50 - High-Speed

Part Number	Collet Size	Collet Range	Wrench	L	L1	D	Back-Up Screw
<a href="#">BT50-SK6-105P</a>	SK6	0.028 - 0.236"	<a href="#">GH6</a>	4.134"	2.638"	0.768"	SKG-8
<a href="#">BT50-SK6-165P</a>	SK6	0.028 - 0.236"	<a href="#">GH6</a>	6.496"	5.000"	0.768"	SKG-8
<a href="#">BT50-SK6-195P</a>	SK6	0.028 - 0.236"	<a href="#">GH6</a>	7.677"	2.362"	0.768"	SKG-8
<a href="#">BT50-SK10-105P</a>	SK10	0.069 - 0.394"	<a href="#">GH10</a>	4.134"	2.638"	1.083"	SKG-12L
<a href="#">BT50-SK10-165P</a>	SK10	0.069 - 0.394"	<a href="#">GH10</a>	6.496"	5.000"	1.083"	SKG-12L
<a href="#">BT50-SK10-195P</a>	SK10	0.069 - 0.394"	<a href="#">GH10</a>	7.677"	6.181"	1.083"	SKG-12L
<a href="#">BT50-SK16-105P</a>	SK16	0.108 - 0.630"	<a href="#">GH16</a>	4.134"	2.638"	1.575"	SKG-18L
<a href="#">BT50-SK16-165P</a>	SK16	0.108 - 0.630"	<a href="#">GH16</a>	6.496"	5.000"	1.575"	SKG-18L
<a href="#">BT50-SK16-195P</a>	SK16	0.108 - 0.630"	<a href="#">GH16</a>	7.677"	3.543"	1.575"	SKG-18L
<a href="#">BT50-SK25-105P</a>	SK25	0.630 - 1.000"	<a href="#">GH25</a>	4.134"	2.638"	2.165"	SKG-28
<a href="#">BT50-SK25-165P</a>	SK25	0.630 - 1.000"	<a href="#">GH25</a>	6.496"	5.000"	2.165"	SKG-28
<a href="#">BT50-SK25-195P</a>	SK25	0.630 - 1.000"	<a href="#">GH25</a>	7.677"	5.984"	2.165"	SKG-28

Note: Wrench and back-up screw not included.

Available in **TAPER PLUS**   
 Dual-taper and flange contact available.  
 See pages 24-25.

**TAPER PLUS**  
 COMBINING TAPER ACCURACY  
 WITH FLANGE RIGIDITY!



- Outstanding Runout Accuracy for longer tool life
- Vibration Dampening for increased productivity
- High Rigidity for smooth and stable cutting



## Straight Shank SK Collet Chucks



**T.I.R.:** ≤ 0.0002" at 4xD



**Speed:** up to 30,000 rpm



**Set-up:** quick and easy



**Coolant-Thru:** thru-tool coolant



Milling



Tapping



Drilling



Reaming

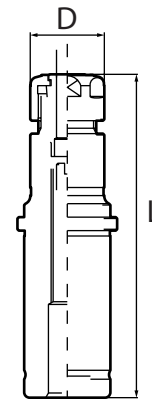
- Feature TiN Bearing Nut which considerably improves cutting rigidity and finish
- Narrow body allows access to tight spaces and hard to reach areas
- Unique high-pressure coolant collet system for higher accuracy and gripping torque
- 8° taper SK collet provides double the clamping force and precision than ER Collet Chucks

Please note that the maximum RPM listed in our catalog may vary depending on the toolholder shank, weight, balanceability and the G rating.

### Straight Shank

Part Number	Collet Size	Collet Range	Wrench	L	D
<a href="#">K3/4-SK10-100</a>	SK10	0.069 - 0.394"	<a href="#">SK1-10</a>	3.937"	1.083"
<a href="#">K3/4-SK10-120</a>	SK10	0.069 - 0.394"	<a href="#">SK1-10</a>	4.724"	1.083"
<a href="#">K1.1/4-SK6-120</a>	SK6	0.028 - 0.236"	<a href="#">SK1-6W</a>	4.724"	0.768"
<a href="#">K1.1/4-SK6-170</a>	SK6	0.028 - 0.236"	<a href="#">SK1-6W</a>	6.693"	0.768"
<a href="#">K1.1/4-SK10-120</a>	SK10	0.069 - 0.394"	<a href="#">SK1-10</a>	4.724"	1.083"
<a href="#">K1.1/4-SK10-150</a>	SK10	0.069 - 0.394"	<a href="#">SK1-10</a>	5.906"	1.083"
<a href="#">K1.1/4-SK10-210</a>	SK10	0.069 - 0.394"	<a href="#">SK1-10</a>	8.268"	1.083"
<a href="#">K1.1/4-SK16-120</a>	SK16	0.108 - 0.630"	<a href="#">9HC16</a>	4.724"	1.575"
<a href="#">K1.1/4-SK16-150</a>	SK16	0.108 - 0.630"	<a href="#">9HC16</a>	5.906"	1.575"
<a href="#">K1.1/4-SK16-210</a>	SK16	0.108 - 0.630"	<a href="#">9HC16</a>	8.268"	1.575"
<a href="#">K1.1/4-SK25-150</a>	SK25	0.630 - 1.000"	<a href="#">9HC22</a>	5.906"	2.165"

Note: Wrench and back-up screw not included.



SK Collets  
Page 30



Wrench  
Page 36



Back-up  
Screw  
Page 37



Coolant-thru  
Nut  
Page 35



## HSK SK Collet Chucks

- Feature TiN Bearing Nut which considerably improves cutting rigidity and finish
- Narrow body allows access to tight spaces and hard to reach areas
- Unique high-pressure coolant collet system for higher accuracy and gripping torque
- 8° taper SK collet provides double the clamping force and precision than ER Collet Chucks



**T.I.R.:** ≤ 0.0002" at 4xD



**Speed:** up to 30,000 rpm



**Set-up:** quick and easy



**Coolant-Thru:** thru-tool coolant



Milling



Tapping



Drilling

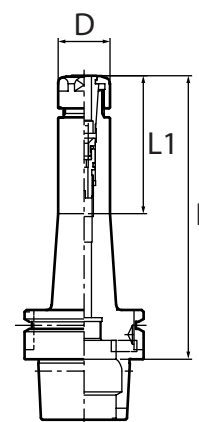


Reaming

Please note that the maximum RPM listed in our catalog may vary depending on the toolholder shank, weight, balanceability and the G rating.

### HSK63A

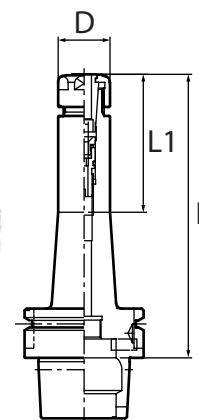
Part Number	Collet Size	Collet Range	Wrench	L	L1	D	Back-Up Screw
HSK63A-SK6C-100	SK6	0.028 - 0.236"	<a href="#">SKL-6W</a>	3.937"	2.441"	0.768"	SKG6-6HG
HSK63A-SK6C-120	SK6	0.028 - 0.236"	<a href="#">SKL-6W</a>	4.724"	2.441"	0.768"	SKG6-6HG
HSK63A-SK6C-150	SK6	0.028 - 0.236"	<a href="#">SKL-6W</a>	5.906"	2.362"	0.768"	SKG6-6HG
HSK63A-SK10C-105	SK10	0.069 - 0.394"	<a href="#">SKL-10</a>	4.134"	2.913"	1.083"	SKG10-10HG
HSK63A-SK10C-120	SK10	0.069 - 0.394"	<a href="#">SKL-10</a>	4.724"	2.362"	1.083"	SKG10-10HG
HSK63A-SK10C-150	SK10	0.069 - 0.394"	<a href="#">SKL-10</a>	5.906"	2.874"	1.083"	SKG10-10HG
HSK63A-SK16C-120	SK16	0.108 - 0.630"	<a href="#">9HC16</a>	4.724"	3.583"	1.575"	SKG16-10HG
HSK63A-SK16C-150	SK16	0.108 - 0.630"	<a href="#">9HC16</a>	5.906"	4.764"	1.575"	SKG16-12HG
HSK63A-SK25C-135	SK25	0.630 - 1.000"	<a href="#">9HC22</a>	5.315"	4.252"	2.165"	SKG25-18HGE



Note: Wrench and back-up screw not included. Coolant tube and coolant tube wrench are sold separately.

### HSK100A

Part Number	Collet Size	Collet Range	Wrench	L	L1	D	Back-Up Screw
<a href="#">HSK100A-SK6C-105</a>	SK6	0.028 - 0.236"	<a href="#">SKL-6W</a>	4.134"	2.441"	0.768"	SKG6-6HG
HSK100A-SK10C-105	SK10	0.069 - 0.394"	<a href="#">SKL-10</a>	4.134"	2.244"	1.083"	SKG10-10HG
HSK100A-SK10C-120	SK10	0.069 - 0.394"	<a href="#">SKL-10</a>	4.724"	2.913"	1.083"	SKG10-10HG
HSK100A-SK10C-150	SK10	0.069 - 0.394"	<a href="#">SKL-10</a>	5.906"	3.150"	1.083"	SKG10-10HG
HSK100A-SK10C-200	SK10	0.069 - 0.394"	<a href="#">SKL-10</a>	7.874"	2.953"	1.083"	SKG10-10HG
HSK100A-SK16C-120	SK16	0.108 - 0.630"	<a href="#">9HC16</a>	4.724"	3.386"	1.575"	SKG16-10HG
HSK100A-SK16C-150	SK16	0.108 - 0.630"	<a href="#">9HC16</a>	5.906"	3.543"	1.575"	SKG16-12HG
<a href="#">HSK100A-SK16C-200</a>	SK16	0.108 - 0.630"	<a href="#">9HC16</a>	7.874"	3.543"	1.575"	SKG16-12HG
HSK100A-SK25C-145	SK25	0.630 - 1.000"	<a href="#">9HC22</a>	5.709"	4.370"	2.165"	SKG25-18HGE



Note: Wrench and back-up screw not included. Coolant tube and coolant tube wrench are sold separately.

### Coolant Tube Wrench for HSK Holders

Part Number	Description
<a href="#">HSK40-WRENCH</a>	Wrench for HSK40 Coolant Tube
<a href="#">HSK63-WRENCH</a>	Wrench for HSK63 Coolant Tube
<a href="#">HSK100-WRENCH</a>	Wrench for HSK100 Coolant Tube



### Coolant Tube for HSK Holders

Part Number	Description
<a href="#">HSK40-TUBE</a>	Coolant Tube for HSK40 holder
<a href="#">HSK63-TUBE</a>	Coolant Tube for HSK63 holder
<a href="#">HSK100-TUBE</a>	Coolant Tube for HSK100 holder



Note: Coolant Tube Wrenches are needed to remove or install coolant tubes in HSK toolholders.





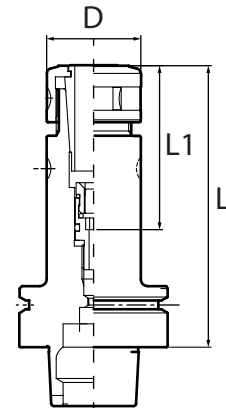
## HSK SK Collet Chucks - High-Speed

### HSK32E and HSK40E High-Speed

Part Number	Collet Size	Collet Range	Wrench	L	L1	D	Back-Up Screw
<a href="#">HSK32E-SK6-50P</a>	SK6	0.028 - 0.236"	<a href="#">GH6</a>	1.969"	1.260"	0.768"	-
<a href="#">HSK32E-SK10-60P</a>	SK10	0.069 - 0.394"	<a href="#">GH10</a>	2.362"	1.732"	1.083"	SKG6-L
<a href="#">HSK40E-SK6-60P</a>	SK6	0.028 - 0.236"	<a href="#">GH6</a>	2.362"	1.456"	0.768"	-
<a href="#">HSK40E-SK10-60P</a>	SK10	0.069 - 0.394"	<a href="#">GH10</a>	2.362"	2.047"	1.083"	SKG6-L
<a href="#">HSK40E-SK16-80P</a>	SK16	0.108 - 0.630"	<a href="#">GH16</a>	3.149"	-	1.575"	<a href="#">SKG-12L</a>

Note: Wrench and back-up screw not included.

Coolant tube and coolant tube wrench are sold separately. See page 20 for details.



SK Collet Chucks

### HSK63A High-Speed

Part Number	Collet Size	Collet Range	Wrench	L	L1	D	Back-Up Screw
<a href="#">HSK63A-SK6C-100P</a>	SK6	0.028 - 0.236"	<a href="#">GH6</a>	3.937"	2.913"	0.768"	SKG6-6HG
<a href="#">HSK63A-SK6C-120P</a>	SK6	0.028 - 0.236"	<a href="#">GH6</a>	4.724"	3.700"	0.768"	SKG6-6HG
<a href="#">HSK63A-SK6C-150P</a>	SK6	0.028 - 0.236"	<a href="#">GH6</a>	5.906"	4.882"	0.768"	SKG6-6HG
<a href="#">HSK63A-SK10C-105P</a>	SK10	0.069 - 0.394"	<a href="#">GH10</a>	4.134"	3.110"	1.083"	<a href="#">SKG10-10HG</a>
<a href="#">HSK63A-SK10C-120P</a>	SK10	0.069 - 0.394"	<a href="#">GH10</a>	4.724"	3.700"	1.083"	<a href="#">SKG10-10HG</a>
<a href="#">HSK63A-SK10C-150P</a>	SK10	0.069 - 0.394"	<a href="#">GH10</a>	5.906"	4.882"	1.083"	<a href="#">SKG10-10HG</a>
<a href="#">HSK63A-SK16C-120P</a>	SK16	0.108 - 0.630"	<a href="#">GH16</a>	4.724"	3.700"	1.575"	SKG16-10HG
<a href="#">HSK63A-SK16C-150P</a>	SK16	0.108 - 0.630"	<a href="#">GH16</a>	5.906"	4.882"	1.575"	SKG16-12HG
<a href="#">HSK63A-SK25C-135P</a>	SK25	0.630 - 1.000"	<a href="#">GH25</a>	5.315"	4.252"	2.165"	SKG25-18HGE

Note: Wrench and back-up screw not included.

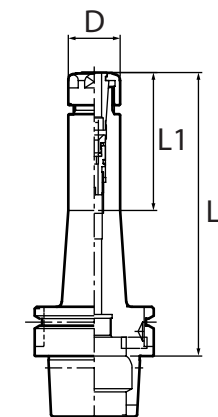
Coolant tube and coolant tube wrench are sold separately. See page 20 for details.

### HSK63F High-Speed

Part Number	Collet Size	Collet Range	Wrench	L	L1	D	Back-Up Screw
<a href="#">HSK63F-SK10C-105P</a>	SK10	0.069 - 0.394"	<a href="#">GH10</a>	4.134"	2.913"	1.083"	<a href="#">SKG10-10HG</a>
<a href="#">HSK63F-SK16C-120P</a>	SK16	0.108 - 0.630"	<a href="#">GH16</a>	4.724"	3.583"	1.575"	SKG16-10HG

Note: Wrench and back-up screw not included.

Coolant tube and coolant tube wrench are sold separately. See page 20 for details.




### HSK100A High-Speed

Part Number	Collet Size	Collet Range	Wrench	L	L1	D	Back-Up Screw
<a href="#">HSK100A-SK6C-105P</a>	SK6	0.028 - 0.236"	<a href="#">GH6</a>	4.134"	2.637"	0.768"	SKG6-6HG
<a href="#">HSK100A-SK10C-105P</a>	SK10	0.069 - 0.394"	<a href="#">GH10</a>	4.134"	2.441"	1.083"	<a href="#">SKG10-10HG</a>
<a href="#">HSK100A-SK10C-120P</a>	SK10	0.069 - 0.394"	<a href="#">GH10</a>	4.724"	3.031"	1.083"	<a href="#">SKG10-10HG</a>
<a href="#">HSK100A-SK10C-150P</a>	SK10	0.069 - 0.394"	<a href="#">GH10</a>	5.906"	4.213"	1.083"	<a href="#">SKG10-10HG</a>
<a href="#">HSK100A-SK10C-200P</a>	SK10	0.069 - 0.394"	<a href="#">GH10</a>	7.874"	6.732"	1.083"	<a href="#">SKG10-10HG</a>
<a href="#">HSK100A-SK16C-120P</a>	SK16	0.108 - 0.630"	<a href="#">GH16</a>	4.724"	3.583"	1.575"	SKG16-10HG
<a href="#">HSK100A-SK16C-150P</a>	SK16	0.108 - 0.630"	<a href="#">GH16</a>	5.906"	3.740"	1.575"	SKG16-12HG
<a href="#">HSK100A-SK16C-200P</a>	SK16	0.108 - 0.630"	<a href="#">GH16</a>	7.874"	6.732"	1.575"	SKG16-12HG
<a href="#">HSK100A-SK25C-145P</a>	SK25	0.630 - 1.000"	<a href="#">GH25</a>	5.709"	4.567"	2.165"	SKG25-18HGE


Note: Wrench and back-up screw not included.

Coolant tube and coolant tube wrench are sold separately. See page 20 for details.

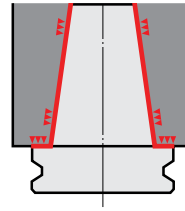


# Taper Plus CAT SK Collet Chucks

## Taper Plus Advantages



- Outstanding runout accuracy for longer tool life
- Vibration dampening for increased productivity
- High rigidity for smooth and stable cutting
- Interchangeable between standard and dual face contact spindles
- 53% more surface area contact than just the taper alone



## Taper Plus - CAT40 SK6

Part Number	Collet Series	Collet Range	Wrench	L	ℓ	ℓ1	C	C1	Back Up Screw	Figure
NCAT40-SK6C-90U	SK6	0.028 - 0.236"	SKL-6W	3.543"	2.165"	2.793"	0.768"	1.750"	SKG6-6HG	2
NCAT40-SK6C-120U	SK6	0.028 - 0.236"	SKL-6W	4.724"	2.441"	3.346"	0.768"	1.260"	SKG6-6HG	2
NCAT40-SK6C-150U	SK6	0.028 - 0.236"	SKL-6W	4.724"	2.441"	3.346"	0.768"	1.260"	SKG6-6HG	2

## Taper Plus - CAT40 SK10

Part Number	Collet Series	Collet Range	Wrench	L	ℓ	ℓ1	C	C1	Back Up Screw 4mm+ (.157"+)	Back Up Screw 6mm+ (.236"+)	Figure
NCAT40-SK10C-90U	SK10	0.069 - 0.394"	SKL-10	3.543"	1.969"	2.793"	1.083"	1.750"	SKG10-10HGA	SKG10-10HG	2
NCAT40-SK10C-120U	SK10	0.069 - 0.394"	SKL-10	4.724"	2.756"	3.346"	1.083"	1.260"	SKG10-10HGA	SKG10-10HG	2
NCAT40-SK10C-150U	SK10	0.069 - 0.394"	SKL-10	5.906"	2.874"	4.528"	1.083"	1.343"	SKG10-10HGA	SKG10-10HG	3
NCAT40-SK10C-180U	SK10	0.069 - 0.394"	SKL-10	7.087"	2.874"	5.827"	1.083"	1.343"	SKG10-10HGA	SKG10-10HG	3

## Taper Plus - CAT40 SK16

Part Number	Collet Series	Collet Range	Wrench	L	ℓ	ℓ1	C	C1	Back Up Screw 5mm+ (.197"+)	Back Up Screw 10mm+ (.394"+)	Figure
NCAT40-SK16C-60U	SK16	0.108 - 0.630"	9HC16	2.362"	1.612"	n/a	1.575"	1.575"	SKG16-10HGA	SKG16-10HG	1
NCAT40-SK16C-90U	SK16	0.108 - 0.630"	9HC16	3.543"	2.165"	2.793"	1.575"	1.750"	SKG16-12HGA	SKG16-12HG	2
NCAT40-SK16C-120U	SK16	0.108 - 0.630"	9HC16	4.724"	3.547"	4.175"	1.575"	1.750"	SKG16-12HGA	SKG16-12HG	2
NCAT40-SK16C-150U	SK16	0.108 - 0.630"	9HC16	5.906"	4.728"	5.356"	1.575"	1.750"	SKG16-12HGA	SKG16-12HG	2
NCAT40-SK16C-180U	SK16	0.108 - 0.630"	9HC16	7.087"	5.081"	5.709"	1.575"	1.750"	SKG16-12HGA	SKG16-12HG	2

## Taper Plus - CAT40 SK20

Part Number	Collet Series	Collet Range	Wrench	L	ℓ	ℓ1	C	C1	Back Up Screw	Figure
NCAT40-SK20C-50U-IDU*	SK20	0.138 - 0.787"	9HC22	1.969"	n/a	1.219"	1.909"	n/a	SKG20-12HG	2
NCAT40-SK20C-65U-IDU*	SK20	0.138 - 0.787"	9HC22	2.559"	n/a	1.809"	1.909"	n/a	SKG20-12HG	2
NCAT40-SK20C-90U-IDU*	SK20	0.138 - 0.787"	9HC22	3.543"	n/a	2.793"	1.909"	n/a	SKG20-18HG	2
NCAT40-SK20C-120U-IDU*	SK20	0.138 - 0.787"	9HC22	4.724"	n/a	3.974"	1.909"	n/a	SKG20-18HG	2
NCAT40-SK20C-150U-IDU*	SK20	0.138 - 0.787"	9HC22	5.906"	n/a	5.516"	1.909"	n/a	SKG20-18HG	2
NCAT40-SK20C-180U-IDU*	SK20	0.138 - 0.787"	9HC22	7.087"	n/a	6.337"	1.909"	n/a	SKG20-18HG	2

Note: \*-IDU" type holders have a pre-machined counter-bore on the drive key to accept Balluff BIS-C122-04/L RFID chips (10 X 4.5mm size)

## Taper Plus - CAT40 SK25

Part Number	Collet Series	Collet Range	Wrench	L	ℓ	ℓ1	C	C1	Back Up Screw	Figure
NCAT40-SK25C-90U	SK25	0.630 - 1.000"	9HC22	3.543"	2.793"	n/a	2.165"	2.165"	SKG25-18HGD	1
NCAT40-SK25C-120U	SK25	0.630 - 1.000"	9HC22	4.724"	3.974"	n/a	2.165"	2.165"	SKG25-24HG	1



Fig. 1

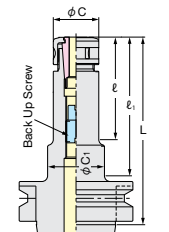


Fig. 2

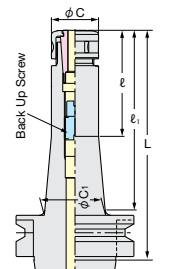



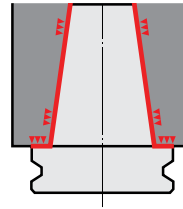
Fig. 3

## Taper Plus CAT SK Collet Chucks

### Taper Plus Advantages



- Outstanding runout accuracy for longer tool life
- Vibration dampening for increased productivity
- High rigidity for smooth and stable cutting
- Interchangeable between standard and dual face contact spindles
- 53% more surface area contact than just the taper alone



SK Collet Chucks

### Taper Plus - CAT50 SK6

Part Number	Collet Series	Collet Range	Wrench	L	ℓ	ℓ1	C	C1	Back Up Screw	Figure
NCAT50-SK6C-105U	SK6	0.028 - 0.236"	<a href="#">SKL-6W</a>	4.134"	2.756"	3.384"	0.768"	2.750"	SKG6-6HG	2
NCAT50-SK6C-165U	SK6	0.028 - 0.236"	<a href="#">SKL-6W</a>	6.496"	2.441"	5.118"	0.768"	1.260"	SKG6-6HG	2
NCAT50-SK6C-195U	SK6	0.028 - 0.236"	<a href="#">SKL-6W</a>	7.677"	2.362"	6.299"	0.768"	1.181"	SKG6-6HG	3

### Taper Plus - CAT50 SK10

Part Number	Collet Series	Collet Range	Wrench	L	ℓ	ℓ1	C	C1	Back Up Screw 4mm+ (.157"+)	Back Up Screw 6mm+ (.236"+)	Figure
NCAT50-SK10C-105U	SK10	0.069 - 0.394"	<a href="#">SKL-10</a>	4.138"	2.362"	3.384"	1.083"	2.750"	SKG10-10HGA	<a href="#">SKG10-10HG</a>	2
NCAT50-SK10C-165U	SK10	0.069 - 0.394"	<a href="#">SKL-10</a>	6.496"	2.953"	5.118"	1.083"	1.260"	SKG10-10HGA	<a href="#">SKG10-10HG</a>	2
NCAT50-SK10C-195U	SK10	0.069 - 0.394"	<a href="#">SKL-10</a>	7.677"	2.953"	6.299"	1.083"	1.417"	SKG10-10HGA	<a href="#">SKG10-10HG</a>	3
NCAT50-SK10C-225U	SK10	0.069 - 0.394"	<a href="#">SKL-10</a>	8.858"	2.953"	7.677"	1.083"	1.575"	SKG10-10HGA	<a href="#">SKG10-10HG</a>	3

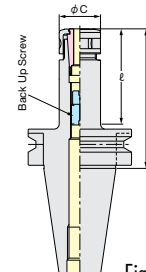


Fig. 1

### Taper Plus - CAT50 SK16

Part Number	Collet Series	Collet Range	Wrench	L	ℓ	ℓ1	C	C1	Back Up Screw 5mm+ (.197"+)	Back Up Screw 10mm+ (.394"+)	Figure
NCAT50-SK16C-105U	SK16	0.108 - 0.630"	<a href="#">9HC16</a>	4.138"	3.384"	2.756"	1.575"	2.750"	SKG16-12HGA	<a href="#">SKG16-12HG</a>	2
NCAT50-SK16C-165U	SK16	0.108 - 0.630"	<a href="#">9HC16</a>	6.496"	5.118"	5.746"	1.575"	2.750"	SKG16-12HGA	<a href="#">SKG16-12HG</a>	2
NCAT50-SK16C-195U	SK16	0.108 - 0.630"	<a href="#">9HC16</a>	7.677"	6.496"	6.927"	1.575"	2.750"	SKG16-12HGA	<a href="#">SKG16-12HG</a>	2

### Taper Plus - CAT50 SK20

Part Number	Collet Series	Collet Range	Wrench	L	ℓ	ℓ1	C	C1	Back Up Screw	Figure
NCAT50-SK20C-105U-IDU*	SK20	0.138 - 0.787"	<a href="#">9HC22</a>	4.134"	n/a	2.756"	1.909"	n/a	SKG20-18HG	2
NCAT50-SK20C-165U-IDU*	SK20	0.138 - 0.787"	<a href="#">9HC22</a>	6.496"	n/a	5.746"	1.909"	n/a	SKG20-18HG	2

Note: \*-IDU\* type holders have a pre-machined counter-bore on the drive key to accept Balluff BIS-C122-04/L RFID chips (10 X 4.5mm size)

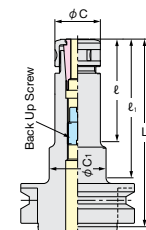


Fig. 2

### Taper Plus - CAT50 SK25

Part Number	Collet Series	Collet Range	Wrench	L	ℓ	ℓ1	C	C1	Back Up Screw	Figure
NCAT50-SK25C-105U	SK25	0.630 - 1.000"	<a href="#">9HC22</a>	4.134"	2.559"	3.384"	2.165"	2.750"	SKG25-24HG	2
NCAT50-SK25C-165U	SK25	0.630 - 1.000"	<a href="#">9HC22</a>	6.496"	4.921"	5.746"	2.165"	2.750"	SKG25-24HG	2
NCAT50-SK25C-195U	SK25	0.630 - 1.000"	<a href="#">9HC22</a>	7.677"	6.102"	6.927"	2.165"	2.750"	SKG25-24HG	2

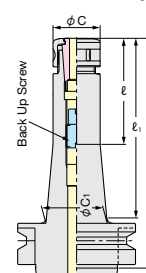


Fig. 3



SK Collets  
Page 30



Wrench  
Page 36



Back-up  
Screw  
Page 37




Coolant-thru  
Nut  
Page 35

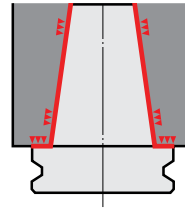


# Taper Plus BT SK Collet Chucks

## Taper Plus Advantages



- Outstanding runout accuracy for longer tool life
- Vibration dampening for increased productivity
- High rigidity for smooth and stable cutting
- Interchangeable between standard and dual face contact spindles
- 53% more surface area contact than just the taper alone



## Taper Plus - BT30 SK6

Part Number	Collet Series	Collet Range	Wrench	L	ℓ	ℓ1	C	C1	Back Up Screw	Figure
<a href="#">NBT30-SK6C-60</a>	SK6	0.028 - 0.236"	SKL-6W	2.362"	1.299"	n/a	0.768"	0.768"	SKG6-6HG	1
<a href="#">NBT30-SK6C-90</a>	SK6	0.028 - 0.236"	SKL-6W	3.543"	2.205"	2.559"	0.768"	1.260"	SKG6-6HG	2
<a href="#">NBT30-SK6C-120</a>	SK6	0.028 - 0.236"	SKL-6W	4.724"	2.441"	3.740"	0.768"	1.260"	SKG6-6HG	2

## Taper Plus - BT30 SK10

Part Number	Collet Series	Collet Range	Wrench	L	ℓ	ℓ1	C	C1	Back Up Screw 4mm+ (.157"+)	Back Up Screw 6mm+ (.236"+)	Figure
<a href="#">NBT30-SK10C-45</a>	SK10	0.069 - 0.394"	SKL-10	1.772"	0.866"	n/a	1.083"	1.083"	SKG10-10HGA	SKG10-10HG	1
<a href="#">NBT30-SK10C-60</a>	SK10	0.069 - 0.394"	SKL-10	2.362"	1.378"	n/a	1.083"	1.083"	SKG10-10HGA	SKG10-10HG	1
<a href="#">NBT30-SK10C-75</a>	SK10	0.069 - 0.394"	SKL-10	2.953"	1.969"	n/a	1.083"	1.083"	SKG10-10HGA	SKG10-10HG	1
<a href="#">NBT30-SK10C-90</a>	SK10	0.069 - 0.394"	SKL-10	3.543"	2.559"	n/a	1.083"	1.083"	SKG10-10HGA	SKG10-10HG	1
<a href="#">NBT30-SK10C-120</a>	SK10	0.069 - 0.394"	SKL-10	4.724"	3.740"	n/a	1.083"	1.083"	SKG10-10HGA	SKG10-10HG	1

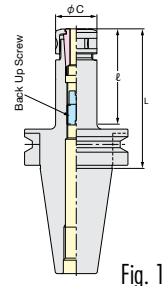


Fig. 1

## Taper Plus - BT30 SK16

Part Number	Collet Series	Collet Range	Wrench	L	ℓ	ℓ1	C	C1	Back Up Screw 5mm+ (.197"+)	Back Up Screw 10mm+ (.394"+)	Figure
<a href="#">NBT30-SK16C-60</a>	SK16	0.108 - 0.630"	9HC16	2.362"	1.457"	n/a	1.575"	1.575"	n/a	SKG16-12HGE	1
<a href="#">NBT30-SK16C-75</a>	SK16	0.108 - 0.630"	9HC16	2.953"	2.047"	n/a	1.575"	1.575"	SKG16-10HGA	SKG16-10HG	1
<a href="#">NBT30-SK16C-90</a>	SK16	0.108 - 0.630"	9HC16	3.543"	2.638"	n/a	1.575"	1.575"	SKG16-12HGA	SKG16-12HG	1
<a href="#">NBT30-SK16C-120</a>	SK16	0.108 - 0.630"	9HC16	4.724"	3.819"	n/a	1.575"	1.575"	SKG16-12HGA	SKG16-12HG	1

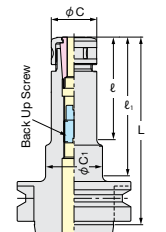


Fig. 2

## Taper Plus - BT30 SK20

Part Number	Collet Series	Collet Range	Wrench	L	ℓ	ℓ1	C	C1	Back Up Screw	Figure
<a href="#">NBT30-SK20-60</a>	SK20	0.138 - 0.787"	9HC22	2.362"	1.496"	n/a	1.909"	1.909"	SKG-12S	1
<a href="#">NBT30-SK20C-75</a>	SK20	0.138 - 0.787"	9HC22	2.953"	2.087"	n/a	1.909"	1.909"	SKG20-12HGE	1
<a href="#">NBT30-SK20C-90</a>	SK20	0.138 - 0.787"	9HC22	3.543"	2.677"	n/a	1.909"	1.909"	SKG20-12HG	1

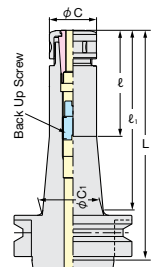


Fig. 3


## Taper Plus - BT30 SK25

Part Number	Collet Series	Collet Range	Wrench	L	ℓ	ℓ1	C	C1	Back Up Screw	Figure
<a href="#">NBT30-SK25-90</a>	SK25	0.630 - 1.000"	9HC22	3.543"	2.638"	n/a	2.165"	2.165"	SKG25-24HG	1

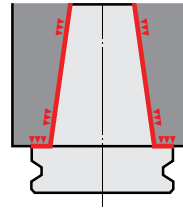


## Taper Plus BT SK Collet Chucks

### Taper Plus Advantages



- Outstanding runout accuracy for longer tool life
- Vibration dampening for increased productivity
- High rigidity for smooth and stable cutting
- Interchangeable between standard and dual face contact spindles
- 53% more surface area contact than just the taper alone



SK Collet Chucks

### Taper Plus - BT40 SK6

Part Number	Collet Series	Collet Range	Wrench	L	ℓ	ℓ1	C	C1	Back Up Screw	Figure
<a href="#">NBT40-SK6C-60</a>	SK6	0.028 - 0.236"	<a href="#">SKL-6W</a>	2.362"	1.181"	n/a	0.768"	0.768"	SKG6-6HG	1
<a href="#">NBT40-SK6C-90</a>	SK6	0.028 - 0.236"	<a href="#">SKL-6W</a>	3.543"	2.008"	2.362"	0.768"	1.260"	SKG6-6HG	2
<a href="#">NBT40-SK6C-120</a>	SK6	0.028 - 0.236"	<a href="#">SKL-6W</a>	4.724"	2.362"	3.543"	0.768"	1.260"	SKG6-6HG	2
<a href="#">NBT40-SK6C-150</a>	SK6	0.028 - 0.236"	<a href="#">SKL-6W</a>	5.906"	2.362"	4.724"	0.768"	0.984"	SKG6-6HG	3

### Taper Plus - BT40 SK10

Part Number	Collet Series	Collet Range	Wrench	L	ℓ	ℓ1	C	C1	Back Up Screw 4mm+ (.157"+)	Back Up Screw 6mm+ (.236"+)	Figure
<a href="#">NBT40-SK10C-60</a>	SK10	0.069 - 0.394"	<a href="#">SKL-10</a>	2.362"	1.260"	n/a	1.083"	1.083"	SKG10-10HGA	<a href="#">SKG10-10HG</a>	1
<a href="#">NBT40-SK10C-75</a>	SK10	0.069 - 0.394"	<a href="#">SKL-10</a>	2.953"	1.575"	n/a	1.083"	1.083"	SKG10-10HGA	<a href="#">SKG10-10HG</a>	1
<a href="#">NBT40-SK10C-90</a>	SK10	0.069 - 0.394"	<a href="#">SKL-10</a>	3.543"	1.890"	2.362"	1.083"	1.575"	SKG10-10HGA	<a href="#">SKG10-10HG</a>	2
<a href="#">NBT40-SK10C-120</a>	SK10	0.069 - 0.394"	<a href="#">SKL-10</a>	4.724"	2.874"	3.543"	1.083"	1.575"	SKG10-10HGA	<a href="#">SKG10-10HG</a>	2
<a href="#">NBT40-SK10C-150</a>	SK10	0.069 - 0.394"	<a href="#">SKL-10</a>	5.906"	2.874"	4.646"	1.083"	1.358"	SKG10-10HGA	<a href="#">SKG10-10HG</a>	3
<a href="#">NBT40-SK10C-180</a>	SK10	0.069 - 0.394"	<a href="#">SKL-10</a>	7.087"	2.874"	5.827"	1.083"	1.535"	SKG10-10HGA	<a href="#">SKG10-10HG</a>	3
<a href="#">NBT40-SK10C-200</a>	SK10	0.069 - 0.394"	<a href="#">SKL-10</a>	7.874"	2.874"	6.614"	1.083"	1.535"	SKG10-10HGA	<a href="#">SKG10-10HG</a>	3
<a href="#">NBT40-SK10C-250</a>	SK10	0.069 - 0.394"	<a href="#">SKL-10</a>	9.843"	2.874"	8.583"	1.083"	1.535"	SKG10-10HGA	<a href="#">SKG10-10HG</a>	3

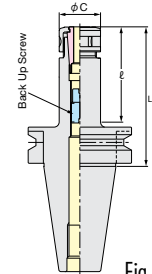


Fig. 1

### Taper Plus - BT40 SK16

Part Number	Collet Series	Collet Range	Wrench	L	ℓ	ℓ1	C	C1	Back Up Screw 5mm+ (.197"+)	Back Up Screw 10mm+ (.394"+)	Figure
<a href="#">NBT40-SK16C-60</a>	SK16	0.108 - 0.630"	<a href="#">9HC16</a>	2.362"	1.260"	n/a	1.575"	1.575"	SKG16-10HGA	<a href="#">SKG16-10HG</a>	1
<a href="#">NBT40-SK16C-75</a>	SK16	0.108 - 0.630"	<a href="#">9HC16</a>	2.953"	1.772"	n/a	1.575"	1.575"	SKG16-12HGA	<a href="#">SKG16-12HG</a>	1
<a href="#">NBT40-SK16C-90</a>	SK16	0.108 - 0.630"	<a href="#">9HC16</a>	3.543"	2.283"	n/a	1.575"	1.575"	SKG16-12HGA	<a href="#">SKG16-12HG</a>	1
<a href="#">NBT40-SK16C-120</a>	SK16	0.108 - 0.630"	<a href="#">9HC16</a>	4.724"	3.465"	n/a	1.575"	1.575"	SKG16-12HGA	<a href="#">SKG16-12HG</a>	1
<a href="#">NBT40-SK16C-150</a>	SK16	0.108 - 0.630"	<a href="#">9HC16</a>	5.906"	4.646"	n/a	1.575"	1.575"	SKG16-12HGA	<a href="#">SKG16-12HG</a>	1
<a href="#">NBT40-SK16C-180</a>	SK16	0.108 - 0.630"	<a href="#">9HC16</a>	7.087"	5.823"	n/a	1.575"	1.575"	SKG16-12HGA	<a href="#">SKG16-12HG</a>	1
<a href="#">NBT40-SK16C-200</a>	SK16	0.108 - 0.630"	<a href="#">9HC16</a>	7.874"	6.614"	n/a	1.575"	1.575"	SKG16-12HGA	<a href="#">SKG16-12HG</a>	1
<a href="#">NBT40-SK16C-250</a>	SK16	0.108 - 0.630"	<a href="#">9HC16</a>	9.843"	8.583"	n/a	1.575"	1.575"	SKG16-12HGA	<a href="#">SKG16-12HG</a>	1

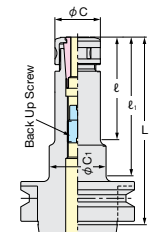


Fig. 2

### Taper Plus - BT40 SK25

Part Number	Collet Series	Collet Range	Wrench	L	ℓ	ℓ1	C	C1	Back Up Screw	Figure
<a href="#">NBT40-SK25C-75</a>	SK25	0.630 - 1.000"	<a href="#">9HC22</a>	2.953"	1.850"	n/a	2.165"	2.165"	SKG25-24HGE	1
<a href="#">NBT40-SK25C-90</a>	SK25	0.630 - 1.000"	<a href="#">9HC22</a>	3.543"	2.402"	n/a	2.165"	2.165"	SKG25-18HGD	1
<a href="#">NBT40-SK25C-120</a>	SK25	0.630 - 1.000"	<a href="#">9HC22</a>	4.724"	3.583"	n/a	2.165"	2.165"	SKG25-24HG	1

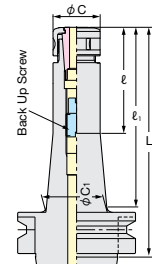


Fig. 3



SK Collets  
Page 30



Wrench  
Page 36




Back-up  
Screw  
Page 37



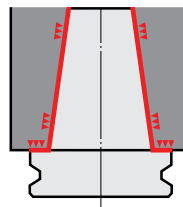
Coolant-thru  
Nut  
Page 35

Taper Plus CAT Slim Chuck Coolant High-Speed

Taper Plus Advantages



- Outstanding runout accuracy for longer tool life
- Vibration dampening for increased productivity
- High rigidity for smooth and stable cutting
- Interchangeable between standard and dual face contact spindles
- 53% more surface area contact than just the taper alone



Taper Plus - CAT40 SK6-P

Part Number	Collet Series	Collet Range	Wrench	L	ℓ1	C	C1	Back Up Screw
NCAT40-SK6C-90UP	SK6	0.028 - 0.236"	GH6	3.543"	2.165"	0.768"	1.750"	SKG-8
NCAT40-SK6C-120UP	SK6	0.028 - 0.236"	GH6	4.724"	2.441"	0.768"	1.260"	SKG-8
NCAT40-SK6C-150UP	SK6	0.028 - 0.236"	GH6	5.906"	2.362"	0.768"	0.984"	SKG-8

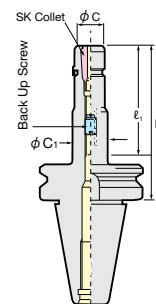
Taper Plus - CAT40 SK10-P

Part Number	Collet Series	Collet Range	Wrench	L	ℓ1	C	C1	Back Up Screw
NCAT40-SK10C-90UP	SK10	0.069 - 0.394"	GH10	3.543"	1.969"	1.083"	1.750"	SKG10-10HG
NCAT40-SK10C-120UP	SK10	0.069 - 0.394"	GH10	4.724"	2.756"	1.083"	1.260"	SKG10-10HG
NCAT40-SK10C-150UP	SK10	0.069 - 0.394"	GH10	5.906"	2.874"	1.083"	1.343"	SKG10-10HG



Taper Plus - CAT40 SK16-P

Part Number	Collet Series	Collet Range	Wrench	L	ℓ1	C	C1	Back Up Screw
NCAT40-SK16C-60UP	SK16	0.108 - 0.630"	GH16	2.362"	1.612"	1.575"	1.575"	n/a
NCAT40-SK16C-90UP	SK16	0.108 - 0.630"	GH16	3.543"	2.165"	1.575"	1.750"	SKG-18L
NCAT40-SK16C-120UP	SK16	0.108 - 0.630"	GH16	4.724"	3.346"	1.575"	1.750"	SKG-18L
NCAT40-SK16C-150UP	SK16	0.108 - 0.630"	GH16	5.906"	4.526"	1.575"	1.750"	SKG-18L



Taper Plus - CAT40 SK20-P

Part Number	Collet Series	Collet Range	Wrench	L	ℓ1	C	C1	Back Up Screw
NCAT40-SK20C-65UP-IDU*	SK20	0.138 - 0.787"	GH20	2.559"	1.809"	1.909"	n/a	SKG20-12HG
NCAT40-SK20C-90UP-IDU*	SK20	0.138 - 0.787"	GH20	3.543"	2.793"	1.909"	n/a	SKG20-18HG
NCAT40-SK20C-120UP-IDU*	SK20	0.138 - 0.787"	GH20	4.724"	3.974"	1.909"	n/a	SKG20-18HG
NCAT40-SK20C-150UP-IDU*	SK20	0.138 - 0.787"	GH20	5.906"	5.516"	1.909"	n/a	SKG20-18HG

Note: \*"-IDU" type holders have a pre-machined counter-bore on the drive key to accept Balluff BIS-C122-04/L RFID chips (10 X 4.5mm size)


Taper Plus - CAT40 SK25-P

Part Number	Collet Series	Collet Range	Wrench	L	ℓ1	C	C1	Back Up Screw
NCAT40-SK25C-90UP	SK25	0.630 - 1.000"	GH25	3.543"	2.793"	2.165"	2.165"	SKG-28
NCAT40-SK25C-120UP	SK25	0.630 - 1.000"	GH25	4.724"	3.974"	2.165"	2.165"	SKG-28

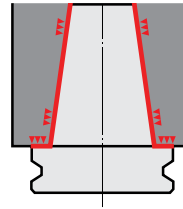


## Taper Plus CAT Slim Chuck Coolant High-Speed

### Taper Plus Advantages



- Outstanding runout accuracy for longer tool life
- Vibration dampening for increased productivity
- High rigidity for smooth and stable cutting
- Interchangeable between standard and dual face contact spindles
- 53% more surface area contact than just the taper alone



SK Collet Chucks

### Taper Plus - CAT50 SK6-P

Part Number	Collet Series	Collet Range	Wrench	L	ℓ1	C	C1	Back Up Screw
NCAT50-SK6C-105UP	SK6	0.028 - 0.236"	<a href="#">GH6</a>	4.134"	2.362"	0.768"	2.750"	SKG6-6HG
NCAT50-SK6C-165UP	SK6	0.028 - 0.236"	<a href="#">GH6</a>	6.496"	2.441"	0.768"	1.260"	SKG6-6HG

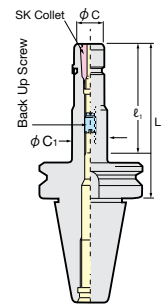
### Taper Plus - CAT50 SK10-P

Part Number	Collet Series	Collet Range	Wrench	L	ℓ1	C	C1	Back Up Screw
NCAT50-SK10C-105UP	SK10	0.069 - 0.394"	<a href="#">GH10</a>	4.134"	2.756"	1.083"	2.750"	<a href="#">SKG10-10HG</a>
NCAT50-SK10C-165UP	SK10	0.069 - 0.394"	<a href="#">GH10</a>	6.496"	2.953"	1.083"	1.260"	<a href="#">SKG10-10HG</a>



### Taper Plus - CAT50 SK16-P

Part Number	Collet Series	Collet Range	Wrench	L	ℓ1	C	C1	Back Up Screw
NCAT50-SK16C-105UP	SK16	0.108 - 0.630"	<a href="#">GH16</a>	4.134"	2.756"	1.575"	2.750"	SKG-18L
NCAT50-SK16C-165UP	SK16	0.108 - 0.630"	<a href="#">GH16</a>	6.496"	3.740"	1.575"	2.750"	SKG-18L



### Taper Plus - CAT50 SK25-P

Part Number	Collet Series	Collet Range	Wrench	L	ℓ1	C	C1	Back Up Screw
NCAT50-SK25C-105UP	SK25	0.630 - 1.000"	<a href="#">GH25</a>	4.134"	3.384"	2.165"	2.165"	SKG-28
NCAT50-SK25C-165UP	SK25	0.630 - 1.000"	<a href="#">GH25</a>	6.496"	5.746"	2.165"	2.165"	SKG-28



SK Collets  
Page 30



Wrench  
Page 36



Back-up  
Screw  
Page 37




Coolant-thru  
Nut  
Page 35

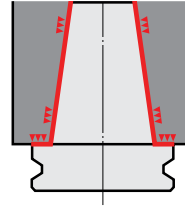


Taper Plus BT Slim Chuck Coolant High-Speed

Taper Plus Advantages



- Outstanding runout accuracy for longer tool life
- Vibration dampening for increased productivity
- High rigidity for smooth and stable cutting
- Interchangeable between standard and dual face contact spindles
- 53% more surface area contact than just the taper alone



Taper Plus - BT30 SK6-P

Part Number	Collet Series	Collet Range	Wrench	L	ℓ1	C	C1	Back Up Screw
<a href="#">NBT30-SK6C-60P</a>	SK6	0.028 - 0.236"	GH6	2.362"	1.299"	0.768"	0.768"	SKG6-6HG
<a href="#">NBT30-SK6C-90P</a>	SK6	0.028 - 0.236"	GH6	3.543"	2.559"	0.768"	1.260"	SKG6-6HG
<a href="#">NBT30-SK6C-120P</a>	SK6	0.028 - 0.236"	GH6	4.724"	3.839"	0.768"	1.260"	SKG6-6HG

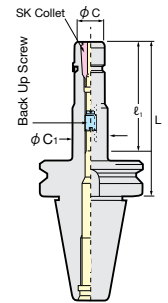
Taper Plus - BT30 SK10-P

Part Number	Collet Series	Collet Range	Wrench	L	ℓ1	C	C1	Back Up Screw
<a href="#">NBT30-SK10C-45P</a>	SK10	0.069 - 0.394"	GH10	1.772"	0.866"	1.083"	1.083"	SKG10-10HG
<a href="#">NBT30-SK10C-60P</a>	SK10	0.069 - 0.394"	GH10	2.362"	1.378"	1.083"	1.083"	SKG10-10HG
<a href="#">NBT30-SK10C-75P</a>	SK10	0.069 - 0.394"	GH10	2.953"	1.969"	1.083"	1.083"	SKG10-10HG
<a href="#">NBT30-SK10C-90P</a>	SK10	0.069 - 0.394"	GH10	3.543"	2.559"	1.083"	1.083"	SKG10-10HG
<a href="#">NBT30-SK10C-120P</a>	SK10	0.069 - 0.394"	GH10	4.724"	3.858"	1.083"	1.083"	SKG10-10HG



Taper Plus - BT30 SK16-P

Part Number	Collet Series	Collet Range	Wrench	L	ℓ1	C	C1	Back Up Screw
<a href="#">NBT30-SK16C-60P</a>	SK16	0.108 - 0.630"	GH16	2.362"	1.457"	1.575"	1.575"	SKG16-12HGE
<a href="#">NBT30-SK16C-75P</a>	SK16	0.108 - 0.630"	GH16	2.953"	2.047"	1.575"	1.575"	SKG16-10HG
<a href="#">NBT30-SK16C-90P</a>	SK16	0.108 - 0.630"	GH16	3.543"	2.638"	1.575"	1.575"	SKG16-12HG
<a href="#">NBT30-SK16C-120P</a>	SK16	0.108 - 0.630"	GH16	4.724"	3.831"	1.575"	1.575"	SKG16-12HG



Taper Plus - BT30 SK20-P

Part Number	Collet Series	Collet Range	Wrench	L	ℓ1	C	C1	Back Up Screw
<a href="#">NBT30-SK20C-75P</a>	SK20	0.138 - 0.787"	GH20	2.953"	2.087"	1.909"	1.909"	SKG20-12HGE
<a href="#">NBT30-SK20C-90P</a>	SK20	0.138 - 0.787"	GH20	3.543"	2.677"	1.909"	1.909"	SKG20-12HG


Taper Plus - BT30 SK25-P

Part Number	Collet Series	Collet Range	Wrench	L	ℓ1	C	C1	Back Up Screw
<a href="#">NBT30-SK25-90P</a>	SK25	0.630 - 1.000"	GH25	3.543"	2.638"	2.165"	2.165"	SKG-12

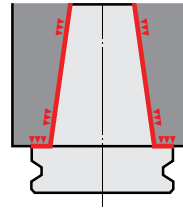


## Taper Plus BT Slim Chuck Coolant High-Speed

### Taper Plus Advantages



- Outstanding runout accuracy for longer tool life
- Vibration dampening for increased productivity
- High rigidity for smooth and stable cutting
- Interchangeable between standard and dual face contact spindles
- 53% more surface area contact than just the taper alone



SK Collet Chucks

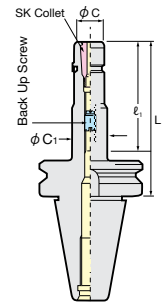
### Taper Plus - BT40 SK6-P

Part Number	Collet Series	Collet Range	Wrench	L	ℓ1	C	C1	Back Up Screw
<a href="#">NBT40-SK6C-60P</a>	SK6	0.028 - 0.236"	GH6	2.362"	1.181"	0.768"	0.768"	SKG6-6HG
<a href="#">NBT40-SK6C-90P</a>	SK6	0.028 - 0.236"	GH6	3.543"	2.362"	0.768"	1.260"	SKG6-6HG
<a href="#">NBT40-SK6C-120P</a>	SK6	0.028 - 0.236"	GH6	4.724"	3.543"	0.768"	1.260"	SKG6-6HG
<a href="#">NBT40-SK6C-150P</a>	SK6	0.028 - 0.236"	GH6	5.906"	5.236"	0.768"	0.984"	SKG6-6HG



### Taper Plus - BT40 SK10-P

Part Number	Collet Series	Collet Range	Wrench	L	ℓ1	C	C1	Back Up Screw
<a href="#">NBT40-SK10C-60P</a>	SK10	0.069 - 0.394"	GH10	2.362"	1.260"	1.083"	1.083"	SKG10-10HG
<a href="#">NBT40-SK10C-75P</a>	SK10	0.069 - 0.394"	GH10	2.953"	1.772"	1.083"	1.083"	SKG10-10HG
<a href="#">NBT40-SK10C-90P</a>	SK10	0.069 - 0.394"	GH10	3.543"	2.362"	1.083"	1.575"	SKG10-10HG
<a href="#">NBT40-SK10C-120P</a>	SK10	0.069 - 0.394"	GH10	4.724"	3.543"	1.083"	1.575"	SKG10-10HG
<a href="#">NBT40-SK10C-150P</a>	SK10	0.069 - 0.394"	GH10	5.906"	4.646"	1.083"	1.358"	SKG10-10HG



### Taper Plus - BT40 SK16-P

Part Number	Collet Series	Collet Range	Wrench	L	ℓ1	C	C1	Back Up Screw
<a href="#">NBT40-SK16C-60P</a>	SK16	0.108 - 0.630"	GH16	2.362"	1.260"	1.575"	1.575"	SKG16-10HG
<a href="#">NBT40-SK16C-75P</a>	SK16	0.108 - 0.630"	GH16	2.953"	1.693"	1.575"	1.575"	SKG16-12HG
<a href="#">NBT40-SK16C-90P</a>	SK16	0.108 - 0.630"	GH16	3.543"	2.283"	1.575"	1.575"	SKG16-12HG
<a href="#">NBT40-SK16C-120P</a>	SK16	0.108 - 0.630"	GH16	4.724"	3.465"	1.575"	1.575"	SKG16-12HG
<a href="#">NBT40-SK16C-150P</a>	SK16	0.108 - 0.630"	GH16	5.906"	4.646"	1.575"	1.575"	SKG16-12HG

### Taper Plus - BT40 SK25-P

Part Number	Collet Series	Collet Range	Wrench	L	ℓ1	C	C1	Back Up Screw
<a href="#">NBT40-SK25C-75P</a>	SK25	0.630 - 1.000"	GH25	2.953"	1.850"	2.165"	2.165"	SKG25-18HG
<a href="#">NBT40-SK25C-90P</a>	SK25	0.630 - 1.000"	GH25	3.543"	2.402"	2.165"	2.165"	SKG25-18HGD
<a href="#">NBT40-SK25C-120P</a>	SK25	0.630 - 1.000"	GH25	4.724"	3.583"	2.165"	2.165"	SKG25-24HG



SK Collets  
Page 30



Wrench  
Page 36



Back-up  
Screw  
Page 37



Coolant-thru  
Nut  
Page 35

## SK6 Collets

### SK6 Collets

Size range: 0.7mm - 6.0mm (0.028 - 0.236")

#### Metric

Part Number	Collapse Range (mm)	Collapse Range (in)	Figure
<a href="#">SK6-0.8</a>	0.7 - 0.8	0.027 - 0.031"	1
<a href="#">SK6-1</a>	0.9 - 1.0	0.035 - 0.039"	1
<a href="#">SK6-1.25</a>	1.15 - 1.25	0.045 - 0.049"	1
<a href="#">SK6-1.5</a>	1.3 - 1.5	0.051 - 0.059"	1
<a href="#">SK6-1.75</a>	1.5 - 1.75	0.059 - 0.068"	1
<a href="#">SK6-2</a>	1.8 - 2.0	0.070 - 0.078"	1
<a href="#">SK6-2.25</a>	2.05 - 2.25	0.080 - 0.088"	1
<a href="#">SK6-2.5</a>	2.3 - 2.5	0.090 - 0.098"	1
<a href="#">SK6-2.75</a>	2.55 - 2.75	0.100 - 0.108"	1
<a href="#">SK6-3</a>	2.8 - 3.0	0.110 - 0.118"	1
<a href="#">SK6-3.5</a>	3.0 - 3.5	0.118 - 0.137"	2
<a href="#">SK6-4</a>	3.5 - 4.0	0.137 - 0.157"	2
<a href="#">SK6-4.5</a>	4.0 - 4.5	0.157 - 0.177"	2
<a href="#">SK6-5</a>	4.5 - 5.0	0.177 - 0.196"	2
<a href="#">SK6-5.5</a>	5.0 - 5.5	0.196 - 0.216"	2
<a href="#">SK6-6</a>	5.5 - 6.0	0.216 - 0.236"	2
<a href="#">SK6-SET-16-MM</a>	16 Piece SK6 Collet Set - 0.7mm - 6.0mm		

#### Inch

Part Number	Size	Figure
<a href="#">SK6-1/8A</a>	0.125"	1
<a href="#">SK6-3/16A</a>	0.187"	1

These inch size collets do not collapse.

#### Dimensional Data

Collet Series	C1	L1	Collapse Range (D1)
SK6	0.394" (10mm)	0.969" (24.6mm)	0.027 - 0.236" (0.7 - 6.0mm)

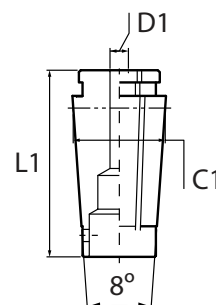


Figure 1

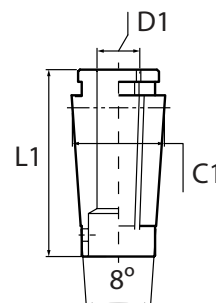


Figure 2

### SK6 Collet Rack



Part Number	Description
<a href="#">RACK-FR11/SK6</a>	SK6 collet rack, 35 collets capacity

Note: SK Collet Drill Chart available on page 248 in the Technical section.



## SK10 Collets

### SK10 Collets

Size range: 1.75mm - 10.0mm (0.069 - 0.394")

#### Metric

Part Number	Collapse Range (mm)	Collapse Range (in)	Figure
<a href="#">SK10-2</a>	1.75 - 2.0	0.068 - 0.078"	1
<a href="#">SK10-2.25</a>	2.0 - 2.25	0.078 - 0.088"	1
<a href="#">SK10-2.5</a>	2.25 - 2.5	0.088 - 0.098"	1
<a href="#">SK10-2.75</a>	2.5 - 2.75	0.098 - 0.108"	1
<a href="#">SK10-3</a>	2.75 - 3.0	0.108 - 0.118"	1
<a href="#">SK10-3.5</a>	3.0 - 3.5	0.118 - 0.137"	1
<a href="#">SK10-4</a>	3.5 - 4.0	0.137 - 0.157"	1
<a href="#">SK10-4.5</a>	4.0 - 4.5	0.157 - 0.177"	1
<a href="#">SK10-5</a>	4.5 - 5.0	0.177 - 0.196"	2
<a href="#">SK10-5.5</a>	5.0 - 5.5	0.196 - 0.216"	2
<a href="#">SK10-6</a>	5.5 - 6.0	0.216 - 0.236"	2
<a href="#">SK10-6.5</a>	6.0 - 6.5	0.236 - 0.255"	2
<a href="#">SK10-7</a>	6.5 - 7.0	0.255 - 0.275"	2
<a href="#">SK10-7.5</a>	7.0 - 7.5	0.275 - 0.295"	2
<a href="#">SK10-8</a>	7.5 - 8.0	0.295 - 0.314"	2
<a href="#">SK10-8.5</a>	8.0 - 8.5	0.314 - 0.334"	2
<a href="#">SK10-9</a>	8.5 - 9.0	0.334 - 0.354"	2
<a href="#">SK10-9.5</a>	9.0 - 9.5	0.354 - 0.374"	2
<a href="#">SK10-10</a>	9.5 - 10.0	0.374 - 0.394"	2
<a href="#">SK10-SET-19-MM</a>	19 Piece SK10 Collet Set - 1.75mm - 10.0mm		

#### Metric - Coolant-Thru

Up to 1000 psi capable.

Part Number	Size	Figure
<a href="#">SK10-3AC</a>	3mm	2
<a href="#">SK10-4AC</a>	4mm	2
<a href="#">SK10-5AC</a>	5mm	2
<a href="#">SK10-6AC</a>	6mm	2
<a href="#">SK10-7AC</a>	7mm	2
<a href="#">SK10-8AC</a>	8mm	2
<a href="#">SK10-9AC</a>	9mm	2
<a href="#">SK10-10AC</a>	10mm	2
<a href="#">SK10-SET-08-AC-MM</a>	8 Piece SK10 Coolant Collet Set - 3.0mm - 10.0mm	

*Note:*  
Cutter must be inserted to the full length of the collet.

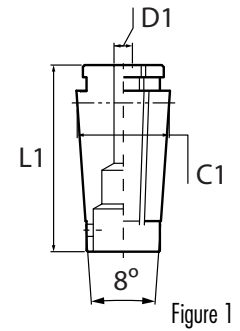
#### Inch

Part Number	Size	Figure
<a href="#">SK10-1/8A</a>	0.125"	1
<a href="#">SK10-3/16A</a>	0.187"	1
<a href="#">SK10-1/4A</a>	0.250"	1
<a href="#">SK10-5/16A</a>	0.312"	1
<a href="#">SK10-3/8A</a>	0.375"	1
<a href="#">SK10-SET-05-A</a>	5 Piece SK10 Collet Set - 1/8 - 3/8" x16th	

These inch size collets do not collapse.

#### Dimensional Data

Collet Series	C1	L1	Collapse Range (D1)
SK10	0.591" (15mm)	1.201" (30.5mm)	0.069 - 0.394" (1.75 - 10.0mm)

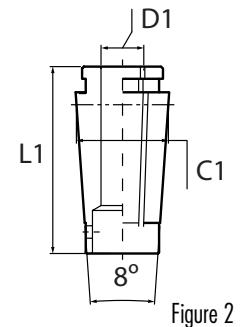


#### Inch - Coolant-Thru


Up to 1000 psi capable.

Part Number	Size	Figure
<a href="#">SK10-1/8AC</a>	0.125"	2
<a href="#">SK10-3/16AC</a>	0.187"	2
<a href="#">SK10-1/4AC</a>	0.250"	2
<a href="#">SK10-5/16AC</a>	0.312"	2
<a href="#">SK10-3/8AC</a>	0.375"	2

*Note:* AC-type collets are mechanically sealing and can handle coolant through the tool up to 1000 psi. No additional coolant disk or nut is required when using these collets.



### SK10 Collet Rack



Part Number	Description
<a href="#">RACK-FR16/SK10</a>	SK10 collet rack, 24 collets capacity

*Note:* SK Collet Drill Chart available on page 248 in the Technical section.



SK Collets  
Page 30



Wrench  
Page 36



Back-up  
Screw  
Page 37



Coolant-thru  
Nut  
Page 35



# SK16 Collets

## SK16 Collets

Size range: 2.75mm - 16.0mm (0.108 - 0.630")

### Metric

Part Number	Collapse Range (mm)	Collapse Range (in)	Figure
<a href="#">SK16-3</a>	2.75 - 3.0	0.108 - 0.118"	1
<a href="#">SK16-3.5</a>	3.0 - 3.5	0.118 - 0.137"	1
<a href="#">SK16-4</a>	3.5 - 4.0	0.137 - 0.157"	1
<a href="#">SK16-4.5</a>	4.0 - 4.5	0.157 - 0.177"	1
<a href="#">SK16-5</a>	4.5 - 5.0	0.177 - 0.196"	1
<a href="#">SK16-5.5</a>	5.0 - 5.5	0.196 - 0.216"	1
<a href="#">SK16-6</a>	5.5 - 6.0	0.216 - 0.236"	1
<a href="#">SK16-6.5</a>	6.0 - 6.5	0.236 - 0.255"	1
<a href="#">SK16-7</a>	6.5 - 7.0	0.255 - 0.275"	1
<a href="#">SK16-7.5</a>	7.0 - 7.5	0.275 - 0.295"	1
<a href="#">SK16-8</a>	7.5 - 8.0	0.295 - 0.314"	1
<a href="#">SK16-8.5</a>	8.0 - 8.5	0.314 - 0.334"	1
<a href="#">SK16-9</a>	8.5 - 9.0	0.334 - 0.354"	1
<a href="#">SK16-9.5</a>	9.0 - 9.5	0.354 - 0.374"	1
<a href="#">SK16-10</a>	9.5 - 10.0	0.374 - 0.394"	1
<a href="#">SK16-10.5</a>	10.0 - 10.5	0.394 - 0.413"	2
<a href="#">SK16-11</a>	10.5 - 11.0	0.413 - 0.433"	2
<a href="#">SK16-11.5</a>	11.0 - 11.5	0.433 - 0.452"	2
<a href="#">SK16-12</a>	11.5 - 12.0	0.452 - 0.472"	2
<a href="#">SK16-12.5</a>	12.0 - 12.5	0.472 - 0.492"	2
<a href="#">SK16-13</a>	12.5 - 13.0	0.492 - 0.511"	2
<a href="#">SK16-13.5</a>	13.0 - 13.5	0.511 - 0.531"	2
<a href="#">SK16-14</a>	13.5 - 14.0	0.531 - 0.551"	2
<a href="#">SK16-14.5</a>	14.0 - 14.5	0.551 - 0.570"	2
<a href="#">SK16-15</a>	14.5 - 15.0	0.570 - 0.590"	2
<a href="#">SK16-15.5</a>	15.0 - 15.5	0.590 - 0.610"	2
<a href="#">SK16-16</a>	15.5 - 16.0	0.610 - 0.630"	2
<a href="#">SK16-SET-27-MM</a>	27 Piece SK16 Collet Set - 2.75mm - 16.0mm		

### Inch

Part Number	Size	Figure
<a href="#">SK16-1/8A</a>	0.125"	1
<a href="#">SK16-3/16A</a>	0.187"	1
<a href="#">SK16-1/4A</a>	0.250"	1
<a href="#">SK16-5/16A</a>	0.312"	1
<a href="#">SK16-3/8A</a>	0.375"	1
<a href="#">SK16-7/16A</a>	0.437"	1
<a href="#">SK16-1/2A</a>	0.500"	1
<a href="#">SK16-9/16A</a>	0.562"	1
<a href="#">SK16-5/8A</a>	0.625"	1
<a href="#">SK16-SET-09-A</a>	9 Piece SK16 Collet Set - 1/8 - 5/8" X16th	

These inch size collets do not collapse.

### Dimensional Data

Collet Series	C1	L1	Collapse Range (D1)
SK16	0.945" (24mm)	1.772" (45mm)	0.108 - 0.630" (2.75 - 16.0mm)

### Metric - Coolant-Thru

Up to 1000 psi capable.

Part Number	Size	Figure
<a href="#">SK16-6AC</a>	6mm	2
<a href="#">SK16-7AC</a>	7mm	2
<a href="#">SK16-8AC</a>	8mm	2
<a href="#">SK16-9AC</a>	9mm	2
<a href="#">SK16-10AC</a>	10mm	2
<a href="#">SK16-11AC</a>	11mm	2
<a href="#">SK16-12AC</a>	12mm	2
<a href="#">SK16-14AC</a>	14mm	2
<a href="#">SK16-16AC</a>	16mm	2

Note:  
Cutter must be inserted to the full length of the collet.

### Inch - Coolant-Thru

Up to 1000 psi capable.

Part Number	Size	Figure
<a href="#">SK16-7/16AC</a>	0.437"	2
<a href="#">SK16-1/2AC</a>	0.500"	2
<a href="#">SK16-9/16AC</a>	0.562"	2
<a href="#">SK16-5/8AC</a>	0.625"	2

Note: AC-type collets are mechanically sealing and can handle coolant through the tool up to 1000 psi. No additional coolant disk or nut is required when using these collets.

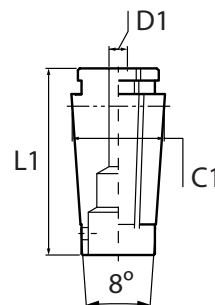


Figure 1

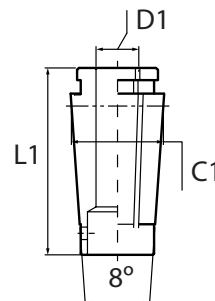


Figure 2

## SK16 Collet Rack



Part Number	Description
<a href="#">RACK-180DA/SK16/ER25</a>	SK16 collet rack, 30 collets capacity

Note: SK Collet Drill Chart available on page 248 in the Technical section.



## SK20 Collets

### SK20 Collets

Size range: 3.5mm - 20.00mm (0.138 - 0.787")

#### Metric

Part Number	Collapse Range (mm)	Collapse Range (in)
SK20-4	3.5 - 4.0	0.137 - 0.157"
SK20-4.5	4.0 - 4.5	0.157 - 0.177"
SK20-5	4.5 - 5.0	0.177 - 0.196"
SK20-5.5	5.0 - 5.5	0.196 - 0.216"
SK20-6	5.5 - 6.0	0.216 - 0.236"
SK20-6.5	6.0 - 6.5	0.236 - 0.255"
SK20-7	6.5 - 7.0	0.255 - 0.275"
SK20-7.5	7.0 - 7.5	0.275 - 0.295"
SK20-8	7.5 - 8.0	0.295 - 0.314"
SK20-8.5	8.0 - 8.5	0.314 - 0.334"
SK20-9	8.5 - 9.0	0.334 - 0.354"
SK20-9.5	9.0 - 9.5	0.354 - 0.374"
SK20-10	9.5 - 10.0	0.374 - 0.394"
SK20-10.5	10.0 - 10.5	0.394 - 0.413"
SK20-11	10.5 - 11.0	0.413 - 0.433"
SK20-11.5	11.0 - 11.5	0.433 - 0.452"
SK20-12	11.5 - 12.0	0.452 - 0.472"
SK20-12.5	12.0 - 12.5	0.472 - 0.492"
SK20-13	12.5 - 13.0	0.492 - 0.511"
SK20-13.5	13.0 - 13.5	0.511 - 0.531"
SK20-14	13.5 - 14.0	0.531 - 0.551"
SK20-14.5	14.0 - 14.5	0.551 - 0.570"
SK20-15	14.5 - 15.0	0.570 - 0.590"
SK20-15.5	15.0 - 15.5	0.590 - 0.610"
SK20-16	15.5 - 16.0	0.610 - 0.630"
SK20-16.5	16.0 - 16.5	0.630 - 0.649"
SK20-17	16.5 - 17.0	0.649 - 0.669"
SK20-17.5	17.0 - 17.5	0.669 - 0.688"
SK20-18	17.5 - 18.0	0.688 - 0.708"
SK20-18.5	18.0 - 18.5	0.708 - 0.728"
SK20-19	18.5 - 19.0	0.728 - 0.748"
SK20-19.5	19.0 - 19.5	0.748 - 0.767"
SK20-20	19.5 - 20.0	0.767 - 0.787"

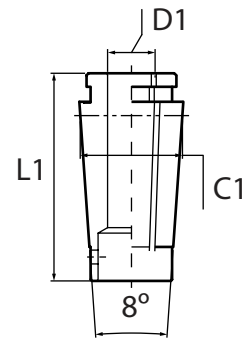
#### Inch

Part Number	Size
SK20-1/8A	0.125"
SK20-3/16A	0.187"
SK20-1/4A	0.250"
SK20-5/16A	0.312"
SK20-3/8A	0.375"
SK20-7/16A	0.437"
SK20-1/2A	0.500"
SK20-9/16A	0.562"
SK20-5/8A	0.625"
SK20-3/4A	0.750"

These inch size collets do not collapse.

#### Dimensional Data

Collet Series	C1	L1	Collapse Range (D1)
SK20	1.142" (29mm)	2.126" (54mm)	0.137 - 0.787" (3.5 - 20.0mm)



SK Collet Chucks

### Metric - Coolant-Thru

Up to 1000 psi capable.

Part Number	Size	Note:
SK20-12AC	12mm	Cutter must be inserted to the full length of the collet.
SK20-16AC	16mm	
SK20-18AC	18mm	
SK20-20AC	20mm	

### Inch - Coolant-Thru

Up to 1000 psi capable.

Part Number	Size	Note:
SK20-7/16AC	0.437"	AC-type collets are mechanically sealing and can handle coolant through the tool up to 1000 psi. No additional coolant disk or nut is required when using these collets.
SK20-1/2AC	0.500"	
SK20-9/16AC	0.562"	
SK20-5/8AC	0.625"	
SK20-3/4AC	0.750"	

Note: SK Collet Drill Chart available on page 248 in the Technical section.



SK Collets  
Page 30



Wrench  
Page 36



Back-up  
Screw  
Page 37



Coolant-thru  
Nut  
Page 35

## SK25 Collets

### SK25 Collets

Size range: 16.0mm - 25.4mm (0.630 - 1.000")

#### Metric

Part Number	Collapse Range (mm)	Collapse Range (in)
<a href="#">SK25-16.5</a>	16.0 - 16.5	0.630 - 0.649"
<a href="#">SK25-17</a>	16.5 - 17.0	0.649 - 0.669"
<a href="#">SK25-17.5</a>	17.0 - 17.5	0.669 - 0.688"
<a href="#">SK25-18</a>	17.5 - 18.0	0.688 - 0.708"
<a href="#">SK25-18.5</a>	18.0 - 18.5	0.708 - 0.728"
<a href="#">SK25-19</a>	18.5 - 19.0	0.728 - 0.748"
<a href="#">SK25-19.5</a>	19.0 - 19.5	0.748 - 0.767"
<a href="#">SK25-20</a>	19.5 - 20.0	0.767 - 0.787"
<a href="#">SK25-20.5</a>	20.0 - 20.5	0.787 - 0.807"
<a href="#">SK25-21</a>	20.5 - 21.0	0.807 - 0.826"
<a href="#">SK25-21.5</a>	21.0 - 21.5	0.826 - 0.846"
<a href="#">SK25-22</a>	21.5 - 22.0	0.846 - 0.866"
<a href="#">SK25-22.5</a>	22.0 - 22.5	0.866 - 0.885"
<a href="#">SK25-23</a>	22.5 - 23.0	0.885 - 0.905"
<a href="#">SK25-23.5</a>	23.0 - 23.5	0.905 - 0.925"
<a href="#">SK25-24</a>	23.5 - 24.0	0.925 - 0.944"
<a href="#">SK25-24.5</a>	24.0 - 24.5	0.944 - 0.964"
<a href="#">SK25-25</a>	24.5 - 25.0	0.964 - 0.984"
<a href="#">SK25-25.4</a>	25.0 - 25.4	0.984 - 1.000"
<a href="#">SK25-SET-19-MM</a>	19 Piece SK25 Collet Set - 16.0mm - 25.4mm	

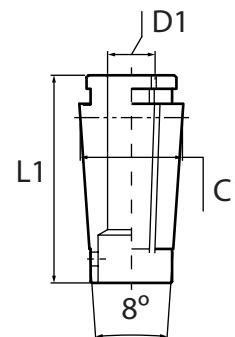
#### Inch

Part Number	Size
<a href="#">SK25-3/16A</a>	0.187"
<a href="#">SK25-1/4A</a>	0.250"
<a href="#">SK25-5/16A</a>	0.312"
<a href="#">SK25-3/8A</a>	0.375"
<a href="#">SK25-7/16A</a>	0.437"
<a href="#">SK25-1/2A</a>	0.500"
<a href="#">SK25-5/8A</a>	0.625"
<a href="#">SK25-3/4A</a>	0.750"
<a href="#">SK25-SET-08-A</a>	8 Piece SK25 Collet Set - 3/16 - 3/4" X16th

These inch size collets do not collapse.

#### Dimensional Data

Collet Series	C1	L1	Collapse Range (D1)
SK25	1.378" (35mm)	2.244" (57mm)	0.630 - 1.000" (16.0 - 25.4mm)



### Metric - Coolant-Thru

Up to 1000 psi capable.

Part Number	Size	Note:
<a href="#">SK25-20AC</a>	20mm	Cutter must be inserted to the full length of the collet.
<a href="#">SK25-25AC</a>	25mm	

### Inch - Coolant-Thru

Up to 1000 psi capable.

Part Number	Size	Note:
<a href="#">SK25-3/4AC</a>	0.750"	AC-type collets are mechanically sealing and can handle coolant through the tool up to 1000 psi. No additional coolant disk or nut is required when using these collets.
<a href="#">SK25-7/8AC</a>	0.875"	

### SK25 Collet Rack



Part Number	Description
<a href="#">RACK-5C/100TG/SK25</a>	SK25 collet rack, 30 pieces capacity

Note: SK Collet Drill Chart available on page 248 in the Technical section.



## SK Coolant Collet System

Collet Chuck	Collet Series	Coolant Nut Part Number	High-Speed Coolant Nut Part Number	Cutting Tool Size	Coolant-Thru Disk Part Number	Slotted Disk Part Number	Disk Wrench Part Number	Blank Disk (machinable) Part Number
SK6	SK6 range: 0.7 - 6mm [0.027 - 0.236"]	SKN-6WBJ	SKN-6WBJ (GH)	3mm	<a href="#">SKI6-3C</a>	SKJ6-3	SKII-6	<a href="#">SK16-BLANK</a>
				4mm	<a href="#">SKI6-4C</a>	SKJ6-4		
				5mm	<a href="#">SKJ6-5C</a>	SKJ6-5		
				6mm	<a href="#">SKI6-6C</a>	SKJ6-6		
				1/8"	<a href="#">SKI6-1/8C</a>	<a href="#">SKI6-1/8</a>		
				3/16"	<a href="#">SKJ6-3/16C</a>	<a href="#">SKI6-3/16</a>		
				3mm	<a href="#">SKI10-3C</a>	<a href="#">SKI10-3</a>		
4mm	<a href="#">SKI10-4C</a>	SKJ10-4						
5mm	<a href="#">SKI10-5C</a>	SKJ10-5						
6mm	<a href="#">SKI10-6C</a>	<a href="#">SKI10-6</a>						
8mm	<a href="#">SKI10-8C</a>	SKJ10-8						
10mm	<a href="#">SKI10-10C</a>	SKJ10-10						
1/8"	<a href="#">SKI10-1/8C</a>	<a href="#">SKI10-1/8</a>						
3/16"	<a href="#">SKI10-3/16C</a>	<a href="#">SKI10-3/16</a>						
1/4"	<a href="#">SKI10-1/4C</a>	<a href="#">SKI10-1/4</a>						
5/16"	<a href="#">SKI10-5/16C</a>	<a href="#">SKI10-5/16</a>						
3/8"	<a href="#">SKI10-3/8C</a>	<a href="#">SKI10-3/8</a>	SKII-16	<a href="#">SK16-BLANK</a>				
6mm	<a href="#">SKI16-6C</a>	<a href="#">SKI16-6</a>						
8mm	<a href="#">SKI16-8C</a>	<a href="#">SKI16-8</a>						
10mm	<a href="#">SKI16-10C</a>	<a href="#">SKI16-10</a>						
12mm	<a href="#">SKI16-12C</a>	<a href="#">SKI16-12</a>						
16mm	<a href="#">SKI16-16C</a>	<a href="#">SKI16-16</a>						
1/4"	<a href="#">SKI16-1/4C</a>	<a href="#">SKI16-1/4</a>						
5/16"	<a href="#">SKI16-5/16C</a>	<a href="#">SKI16-5/16</a>						
3/8"	<a href="#">SKI16-3/8C</a>	<a href="#">SKI16-3/8</a>						
7/16"	<a href="#">SKI16-7/16C</a>	<a href="#">SKI16-7/16</a>						
1/2"	<a href="#">SKI16-1/2C</a>	<a href="#">SKI16-1/2</a>						
9/16"	<a href="#">SKI16-9/16C</a>	SKJ16-9/16						
5/8"	<a href="#">SKI16-5/8C</a>	<a href="#">SKI16-5/8</a>						
8mm	<a href="#">SKJ25-8C</a>	SKJ25-8			SKII-25	<a href="#">SK125-BLANK</a>		
10mm	<a href="#">SKI25-10C</a>	SKJ25-10						
16mm	<a href="#">SKI25-16C</a>	<a href="#">SKI25-16</a>						
17.5mm	<a href="#">SKJ25-17.5C</a>	SKJ25-17.5						
18mm	<a href="#">SKI25-18C</a>	SKJ25-18						
20mm	<a href="#">SKI25-20C</a>	SKJ25-20						
25mm	<a href="#">SKI25-25C</a>	SKJ25-25						
3/16"	<a href="#">SKJ25-3/16C</a>	<a href="#">SKJ25-3/16</a>						
1/4"	<a href="#">SKJ25-1/4C</a>	<a href="#">SKI25-1/4</a>						
5/16"	<a href="#">SKJ25-5/16C</a>	<a href="#">SKI25-5/16</a>						
3/8"	<a href="#">SKI25-3/8C</a>	<a href="#">SKI25-3/8</a>	SKII-25	<a href="#">SK125-BLANK</a>				
7/16"	<a href="#">SKJ25-7/16C</a>	<a href="#">SKI25-7/16</a>						
1/2"	<a href="#">SKI25-1/2C</a>	<a href="#">SKI25-1/2</a>						
5/8"	<a href="#">SKI25-5/8C</a>	<a href="#">SKI25-5/8</a>						
11/16"	<a href="#">SKJ25-11/16C</a>	SKJ25-11/16						
3/4"	<a href="#">SKI25-3/4C</a>	<a href="#">SKI25-3/4</a>						
13/16"	<a href="#">SKJ25-13/16C</a>	SKJ25-13/16						
7/8"	<a href="#">SKI25-7/8C</a>	SKJ25-7/8						
15/16"	<a href="#">SKJ25-15/16C</a>	SKJ25-15/16						
1"	<a href="#">SKI25-1C</a>	SKJ25-1						



## SK Collet Chuck Accessories

### SK Collet Extractor

Part Number	Description
<a href="#">SKR-6</a>	SK6 Collet Extractor
<a href="#">SKR-10</a>	SK10 Collet Extractor
<a href="#">SKR-16</a>	SK16 Collet Extractor
<a href="#">SKR-20</a>	SK20 Collet Extractor
<a href="#">SKR-25</a>	SK25 Collet Extractor



### Replacement Nut for SK Collet Chuck Standard Style

Part Number	Description
<a href="#">SKN-6WB</a>	Nut for SK6 Collet Chuck
<a href="#">SKN-10B</a>	Nut for SK10 Collet Chuck
<a href="#">SKN-16B</a>	Nut for SK16 Collet Chuck
<a href="#">SKN-20B</a>	Nut for SK20 Collet Chuck
<a href="#">SKN-25B</a>	Nut for SK25 Collet Chuck



### High-Speed Style

Part Number	Description
<a href="#">SKN-6WB (GH)</a>	Nut for SK6 High-Speed Collet Chuck
<a href="#">SKN-10B (GH)</a>	Nut for SK10 High-Speed Collet Chuck
<a href="#">SKN-16B (GH)</a>	Nut for SK16 High-Speed Collet Chuck
<a href="#">SKN-20B (GH)</a>	Nut for SK20 High-Speed Collet Chuck
<a href="#">SKN-25B (GH)</a>	Nut for SK25 High-Speed Collet Chuck



### Wrench for SK Collet Chuck

Standard Style Part Number	High-Speed Style Part Number	Description
<a href="#">SKI-6W</a>	<a href="#">GH6</a>	Wrench for SK6 Collet Chuck
<a href="#">SKI-10</a>	<a href="#">GH10</a>	Wrench for SK10 Collet Chuck
<a href="#">9HC16</a>	<a href="#">GH16</a>	Wrench for SK16 Collet Chuck
<a href="#">9HC22</a>	<a href="#">GH20</a>	Wrench for SK20 Collet Chuck
<a href="#">9HC22</a>	<a href="#">GH25</a>	Wrench for SK25 Collet Chuck



### Torque Wrench and Attachment for SK Collet Chuck

Part Number	Description
<a href="#">TQW-025</a>	Torque wrench for SK6 Collet Chuck Nut
<a href="#">TQW-150</a>	Torque wrench for SK10/16/20/25 Collet Chuck Nut
<a href="#">TQW-SK06(18)</a>	SK6 attachment for TQW-025 torque wrench
<a href="#">TQW-SK10(1)</a>	SK10 attachment for TQW-150 torque wrench
<a href="#">TQW-SK16(43)</a>	SK16 attachment for TQW-150 torque wrench
<a href="#">TQW-ER32/SK20(50)</a>	SK20 attachment for TQW-150 torque wrench
<a href="#">TQW-SK25(60)</a>	SK25 attachment for TQW-150 torque wrench



## Back Up Screws

### Standard SK Collet Chuck

Figure 1

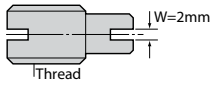
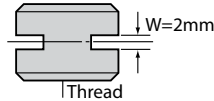


Figure 2



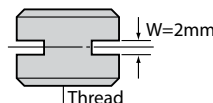
Collet Chuck	Part Number	Thread	Figure
SK6	SKG-8	M8	1
SK10	SKG-12L	M12	1
SK16	SKG-18L	M12/M18 P1.5	1
SK20	SKG-22	M12/M28 P2.0	1
SK25	SKG-28	M12/M28 P2.0	1

#### \*Exceptions

Collet Chuck	Part Number	Thread	Figure
BT30-SK10-45	SKG-12S	M12	2
BT30-SK16-90	SKG-12S	M12/M18 P1.5	2
BT30-SK16-60	SKG-12L	M12/M18 P1.5	1
BT40-SK16-60	SKG-18S	M12/M18 P1.5	2
BT30-SK20-60	SKG-12S	M12/M18 P1.5	2
BT30-SK20-90	SKG-12	M12/M28 P2.0	2
BT30-SK25-90	SKG-12	M12/M28 P2.0	2
BT40-SK25-75			

### Coolant-Thru Back-Up Screw

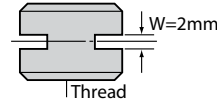
Collet Chuck	Part Number	Cutter Shank	d	Thread
SK10	SKG-12HA	4mm	ø2.5mm	M12
	SKG-12H	6mm	ø4mm	
SK16	SKG-18HA	5mm	ø3.5mm	M12/M18 P1.5
	SKG-18H	10mm	ø10mm	
SK25	SKG-28H	16mm	ø12mm	M12/M28 P2.0



#### \*Exceptions

Collet Chuck	Part Number	Cutter Shank	d	Thread
BT30-SK16-60, -90	SKG-12HA	4mm	ø2.5mm	M12/M18 P1.5
	SKG-12H	6mm	ø4mm	
BT30-SK25-90	SKG-12HA	4mm	ø2.5mm	M12/M28 P2.0
BT40-SK25-75	SKG-12H	6mm	ø4mm	M12/M28 P2.0

### DIN and Coolant-Thru SK Collet Chuck



Collet Chuck	Part Number	Cutter Shank	Thread
SK6-...C, ...F	SKG6-6HG	4mm	M8
SK10-...C, ...F	SKG10-10HGA	4mm	M12
	SKG10-10HG	6mm	
SK16-...C, ...F	SKG16-12HGA	5mm	M12/M18 P1.5
	SKG16-12HG	10mm	
SK25-...C, ...F	SKG25-24HG	16mm	M12/M28 P2.0

#### \*Exceptions

Collet Chuck	Part Number	Cutter Shank	Thread
BT40-SK16F-90	SKG16-12HGABA	5mm	M12/M18 P1.5
	SKG16-12GB	10mm	
HSK50A-SK16C-120	SKG16-10HGA	5mm	M12/M18 P1.5
HSK63A-SK16C-120			
HSK100A-SK16C-120			
NC5-46-SK16C-90	SKG16-10HG	10mm	M12/M18 P1.5
NC5-46-SK16C-120			
BT40-SK25F-120	SKG25-24HGA	16mm	M12/M28 P2.0
BT50-SK25F-105			
BT40-SK25F-90	SKG25-18HGC	16mm	M12/M28 P2.0
BT40-SK25C-90			
NC5-63-SK25C-135	SKG25-18HGD	16mm	M12/M28 P2.0
NC5-85-SK25C-135			
HSK63A-SK25C-135			
HSK100A-SK25C-145	SKG25-18HGE	16mm	M12/M28 P2.0

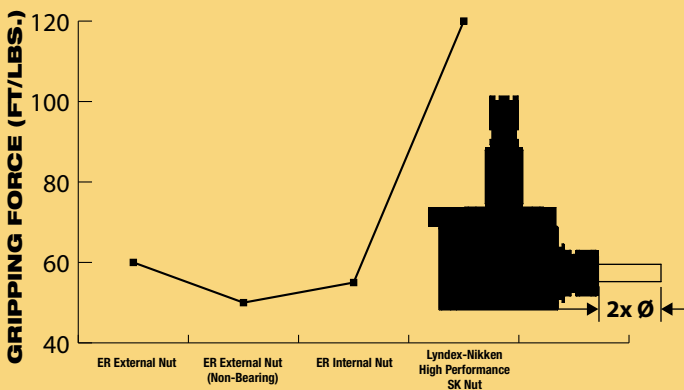
**ARE YOU GETTING THE MOST OUT OF YOUR  
CNC TURNING CENTER?**



**I.C.E. (Internal Coolant + External Option) Live Tooling**

- I.C.E. Live Tools are designed to be run with or without coolant through the live tool, allowing them to be run dry.
- Can be used in a variety of applications without changing out tooling.
- 3 different coolant setups depending on application: No coolant, coolant through nozzle, coolant through spindle.
- Easy to change between coolant setups allowing for minimal downtime.

Tightening Torque: 70 ft.-lbs. • Collet Size: ER 32 • Pin: 1/2" Solid Carbide



**BENEFITS OF HIGHER GRIPPING FORCE**

- Machine with higher chip load and reduce cycle time
- Reduction in end mill pulling reduces scrapping parts
- Eliminate over tightening that can lead to collet damage and excessive run-out
- Better overall cutting condition

See the **POWER** of SK on YouTube  
@LyndexNikkenMedia or scan the QR codes:  
**SK performance on a lathe & SK performance on a mill**



Phone: (847) 367-4800



Email: sales@lyndexnikken.com



www.lyndexnikken.com

Connect with us on our social media channels!







**ER Collet Chuck Features**

**LYNDEX-NIKKEN**

**AT3 or better taper tolerance.**

- All 40 taper tool angles are manufactured within +/- .0011 degrees angular tolerance
- Largest diameter of taper (where rigidity is established) is held within +/- 80 millionths (.00008")
- Precision ground taper ensures 80% or better taper contact

Drive key depth balanced for high speed rotation.

Body of Collet Chuck equal in diameter to the nut diameter. Thicker diameter and wall thickness results in stronger rigidity.

Reduced gap size to prevent bird nests and other stringy chips from packing in or wrapping about.

**ER Nut**

Smooth nut prevents coolant flare and provides better balance.

**Nickel Chrome  
Molybdenum Alloy**



Lyndex-Nikken toolholders are heat treated in house to a hardness between 55 to 58 Rc under the highest quality standard, ensuring a homogeneous martensite (needle-shaped) crystalline structure. The additional heat treatment process allows for a better ground surface finish and stress stability of the toolholder.

**OTHER**

**AT4 taper tolerance.**

- All 40 taper tool angles are manufactured within +/- .0018 degrees angular tolerance
- Largest diameter of taper (where rigidity is established) varies within +/- 138 millionths (.00014")
- Varying aspects of taper angle and diameter can only ensure up to 60% taper contact

Recessed collet chuck body diameter weakens rigidity of holder.

Large Hex nut body design flares coolant away from toolholder.

**High Carbon Steel**



Other toolholders are commonly not heat treated thoroughly in order to reduce production costs, resulting in austenite deposits. Surface finish and material integrity are compromised commonly masked by chrome plating or polishing.

## ER Collet Features

We offer the largest ER Collet product range in the industry.

### Quality Standard

Made to DIN 6499 Specification

### Material

High Tensile Chromium Molybdenum Alloy provides greater hardness and less material deformation compared to traditional spring steel collets

### Accuracy

≤0.0001" at cavity bore (collet seating area)

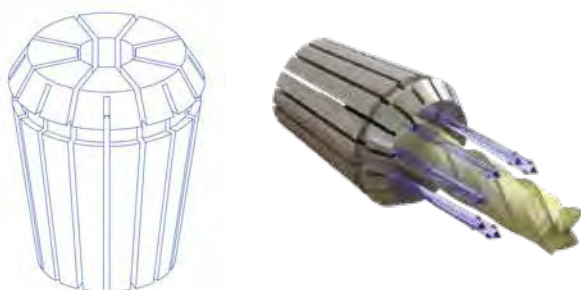
### Inspection

100% collet inspection, checked 3 times for concentricity

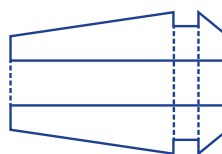


ER Collet Chucks

### ER Collet



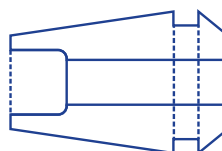
### ER Standard Type Collet



#### Flexibility and Durability:

We offer the ultimate trifecta: wide clamping range, ultra precision, and super high pressure. Our 1300 psi capable collets have a wide 0.031" collapse range and the ability to maintain less than 0.0001" run out at the collet nose.

### ER Counter-Bored Type Collet



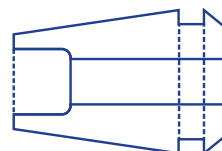
#### Ultra Precision for Micro Cutters:

Our high precision "On Size" collets have 25% longer collet bore lengths than competitors, resulting in stronger gripping power at higher RPMs. The high-pressure coolant collet's special design reduces cutter vibration due to high pressure.

### ER Coolant Collet



### High Precision ER Tap Collet

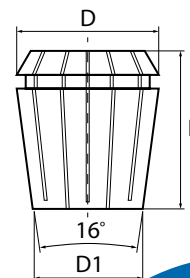


#### Extreme rigidity, high pressure performance:

Our Tap Collets are designed for all ANSI, DIN, ISO, and JIS Specification Taps. 1300 psi capable Coolant Tap Collets increase tool life by dissipating heat and preventing chip build-up.


### ER Collet Dimensional Data

Style	D	D1	L	Collet Range	Coolant Collet Size Range
ER8	0.330"	0.216"	0.535"	0.019 - 0.196"	N/A
ER11	0.460"	0.307"	0.709"	0.019 - 0.275"	0.157 - 0.275"
ER16	0.677"	0.445"	1.063"	0.019 - 0.393"	0.157 - 0.393"
ER20	0.835"	0.571"	1.220"	0.039 - 0.511"	0.196 - 0.511"
ER25	1.031"	0.728"	1.378"	0.039 - 0.629"	0.236 - 0.629"
ER32	1.307"	0.960"	1.575"	0.078 - 0.787"	0.393 - 0.787"
ER40	1.622"	1.228"	1.811"	0.118 - 1.023"	0.393 - 1.023"



**Nut Features**

**LYNDEX-NIKKEN NUT**



**Bearing Nut**



Bearing nuts come as a standard on all of our ER Collet Chucks:

- Reduce twisting of the collet and increase T.I.R. accuracy.
- Improve chucking consistency by 6 times compared to non bearing style nut!

**Maximum Accuracy**



We control all of our manufacturing processes, thereby maintaining the assembly accuracy tolerances between the nut, collet, and holder.

Our ground eccentric bearing race makes set up extremely easy, and ensures the accurate concentric placement of the collet.

**Ground Eccentric Nut**



Our ground eccentric bearing race increases clamping power by 100% compared to standard nuts!

It also prevents galling and twisting between the collet angle contact surface and the nut to minimize runout and greatly assist in alignment of the collet to the holder.

**OTHER NUT**



**Standard Nut - No Bearing**



Non bearing style nuts only provide the ability to retain the collet, and do not carry a functional advantage to improve the T.I.R. or chucking consistency.



Other manufacturers use a commercial snap ring as a retainer for the collet. This can contribute to minor misalignment between the nut, collet, and holder.

**No Ground Surface**



ER Collet without ground contact locations cannot ensure ultra precision due to surface abnormality.



## CAT ER Collet Chucks



**T.I.R.:** ≤ 0.0001" run out at cavity bore



**Speed:** up to 23,000 RPM



**Set-up:** quick and easy



**Coolant-Thru:** thru-tool coolant



Drilling



Milling



Tapping



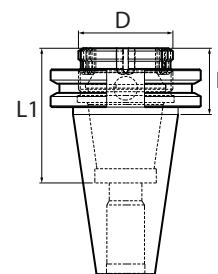
Reaming

- Ball bearing nut with ground collet race
- AT3 or better taper
- Equipped with a left-hand-threaded stop screw

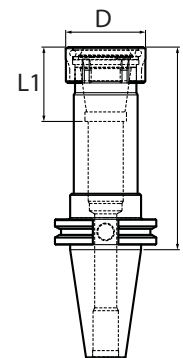
Please note that the maximum RPM listed in our catalog may vary depending on the toolholder shank, weight, balanceability and the G rating.

### CAT40

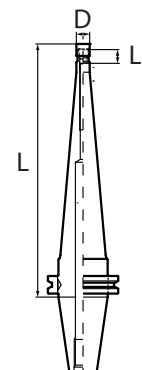
Part Number	Style	Collet Size	Collet Range	Nut Wrench	L	L1	D
C4007-0008-2.50	Standard	ER8	0.019 - 0.275"	08-NASPAN	2.50"	0.69"	0.47"
C4017-0008-4.00	Standard	ER8	0.019 - 0.275"	08-NASPAN	4.00"	0.69"	0.47"
C4047-0008-9.00*	Ext. Length	ER8	0.019 - 0.275"	08-NASPAN	9.00"	0.69"	0.47"
C4007-0011-2.50	Standard	ER11	0.019 - 0.275"	011-HEX	2.50"	0.89"	0.75"
C4017-0011-4.00	Standard	ER11	0.019 - 0.275"	011-HEX	4.00"	0.89"	0.75"
C4027-0011-6.00	Standard	ER11	0.019 - 0.275"	011-HEX	6.00"	0.89"	0.75"
C40S7-0016-2.25	Stubby	ER16	0.019 - 0.406"	016-SPAN	2.25"	1.26"	1.26"
C4007-0016-3.50	Standard	ER16	0.019 - 0.406"	016-SPAN	3.50"	1.26"	1.26"
C4017-0016-6.00	Standard	ER16	0.019 - 0.406"	016-SPAN	6.00"	1.26"	1.26"
C4047-0016-9.00*	Ext. Length	ER16	0.019 - 0.406"	016-SPAN	9.00"	1.26"	1.26"
C4007-0020-2.50	Standard	ER20	0.039 - 0.511"	020-SPAN	2.50"	1.50"	1.38"
C4017-0020-4.00	Standard	ER20	0.039 - 0.511"	020-SPAN	4.00"	1.50"	1.38"
C4027-0020-6.00	Standard	ER20	0.039 - 0.511"	020-SPAN	6.00"	1.50"	1.38"
C4047-0020-9.00*	Ext. Length	ER20	0.039 - 0.511"	020-SPAN	9.00"	1.50"	1.38"
C4007-0025-2.50	Standard	ER25	0.039 - 0.629"	025-SPAN	2.50"	1.67"	1.65"
C4017-0025-4.00	Standard	ER25	0.039 - 0.629"	025-SPAN	4.00"	1.67"	1.65"
C4027-0025-6.00	Standard	ER25	0.039 - 0.629"	025-SPAN	6.00"	1.67"	1.65"
C40S7-0032-1.10	Stubby	ER32	0.078 - 0.787"	025-SPAN	1.10"	2.24"	1.57"
C4007-0032-3.13	Standard	ER32	0.078 - 0.787"	032-SPAN	3.13"	1.84"	1.97"
C4017-0032-5.00	Standard	ER32	0.078 - 0.787"	032-SPAN	5.00"	1.84"	1.97"
C4047-0032-9.00*	Ext. Length	ER32	0.078 - 0.787"	032-SPAN	9.00"	1.84"	1.97"
C4007-0040-3.13	Standard	ER40	0.118 - 1.023"	040-SPAN	3.13"	2.07"	2.48"
C4017-0040-5.00	Standard	ER40	0.118 - 1.023"	040-SPAN	5.00"	2.07"	2.48"



**Stubby**



**Standard**



**Extended**

**Notes:**

- Back-up Screw included with ER Collet Chuck.
- \*For Extended Length holders, "L" dimension has tapered length. To confirm clearance, please download model/drawing from our website.



Available in **TAPER PLUS** Dual-taper and flange contact

When removing the back-up screw, ER Collet Chucks have coolant-thru capabilities. No disc, special nut or wrench required!

See ER coolant Collets on pages 52-59



ER Collets  
Pages 52-59



ER Torque Wrench  
Page 61



ER Back Up Screw  
Page 61



ER Nut  
Page 60

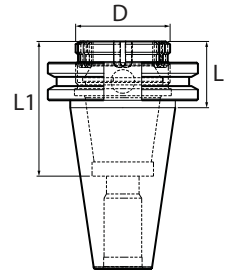


CAT ER Collet Chucks

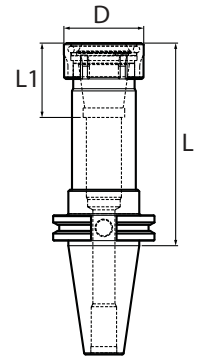
ER Collet Chucks

CAT50

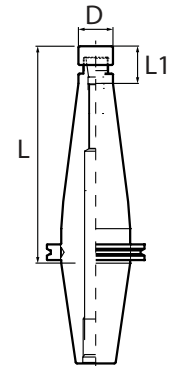
Part Number	Style	Collet Size	Collet Range	Nut Wrench	L	L1	D
<a href="#">C5007-0016-4.12</a>	Standard	ER16	0.019 - 0.406"	016-SPAN	4.12"	1.26"	1.26"
C5017-0016-6.00	Standard	ER16	0.019 - 0.406"	016-SPAN	6.00"	1.26"	1.26"
C5027-0016-8.00*	Ext. Length	ER16	0.019 - 0.406"	016-SPAN	8.00"	1.26"	1.26"
C5057-0016-12.00*	Ext. Length	ER16	0.019 - 0.406"	016-SPAN	12.00"	1.26"	1.26"
<a href="#">C5007-0020-2.50</a>	Standard	ER20	0.039 - 0.511"	020-SPAN	2.50"	1.50"	1.38"
C5017-0020-4.00	Standard	ER20	0.039 - 0.511"	020-SPAN	4.00"	1.50"	1.38"
C5027-0020-6.00	Standard	ER20	0.039 - 0.511"	020-SPAN	6.00"	1.50"	1.38"
C5037-0020-8.00*	Ext. Length	ER20	0.039 - 0.511"	020-SPAN	8.00"	1.50"	1.38"
C5057-0020-12.00*	Ext. Length	ER20	0.039 - 0.511"	020-SPAN	12.00"	1.50"	1.38"
<a href="#">C5007-0025-2.50</a>	Standard	ER25	0.039 - 0.629"	025-SPAN	2.50"	1.67"	1.65"
C5017-0025-4.00	Standard	ER25	0.039 - 0.629"	025-SPAN	4.00"	1.67"	1.65"
C5027-0025-6.00	Standard	ER25	0.039 - 0.629"	025-SPAN	6.00"	1.67"	1.65"
C5037-0025-8.00*	Ext. Length	ER25	0.039 - 0.629"	025-SPAN	8.00"	1.67"	1.65"
<a href="#">C5007-0032-4.00</a>	Standard	ER32	0.078 - 0.787"	032-SPAN	4.00"	1.84"	1.97"
C5017-0032-6.00	Standard	ER32	0.078 - 0.787"	032-SPAN	6.00"	1.84"	1.97"
C5027-0032-8.00*	Ext. Length	ER32	0.078 - 0.787"	032-SPAN	8.00"	1.84"	1.97"
C5057-0032-12.00*	Ext. Length	ER32	0.078 - 0.787"	032-SPAN	12.00"	1.84"	1.97"
C5057-0040-1.10	Stubby	ER40	0.118 - 1.023"	040-SPAN	1.10"	2.44"	1.97"
<a href="#">C5007-0040-4.00</a>	Stubby	ER40	0.118 - 1.023"	040-SPAN	4.00"	2.07"	2.48"
C5017-0040-6.00	Standard	ER40	0.118 - 1.023"	040-SPAN	6.00"	2.07"	2.48"
C5027-0040-8.00*	Ext. Length	ER40	0.118 - 1.023"	040-SPAN	8.00"	2.07"	2.48"
C5057-0040-12.00*	Ext. Length	ER40	0.118 - 1.023"	040-SPAN	12.00"	2.07"	2.48"



Stubby



Standard



Extended

Notes:

- Back-up Screw included with ER Collet Chuck.
- \*For Extended Length holders, "L" dimension has tapered length. To confirm clearance, please download model/drawing from our website.



Available in **TAPER PLUS**  Dual-taper and flange contact

When removing the back-up screw, ER Collet Chucks have coolant-thru capabilities. No disc, special nut or wrench required!

See ER Coolant Collets on pages 52-59



## BT ER Collet Chucks



**T.I.R.:** ≤ 0.0001" run out at cavity bore



**Speed:** up to 23,000 RPM



**Set-up:** quick and easy



**Coolant-Thru:** thru-tool coolant



Drilling



Milling



Tapping



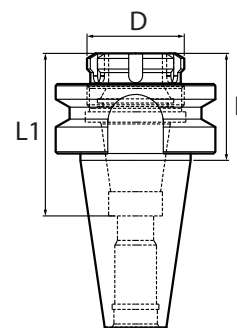
Reaming

- Ball bearing nut with ground collet race
- AT3 or better taper
- Equipped with a left-hand-threaded stop screw

Please note that the maximum RPM listed in our catalog may vary depending on the toolholder shank, weight, balanceability and the G rating.

### BT30

Part Number	Style	Collet Size	Collet Range	Nut Wrench	L	L1	D
<a href="#">B3007-0008-2.00</a>	Standard	ER8	0.019 - 0.275"	08-NASPAN	2.00"	0.689"	0.472"
<a href="#">B3017-0008-4.00</a>	Standard	ER8	0.019 - 0.275"	08-NASPAN	4.00"	0.689"	0.472"
<a href="#">B3007-0011-2.00</a>	Standard	ER11	0.019 - 0.275"	011-HEX	2.00"	0.894"	0.75"
<a href="#">B3017-0011-4.00</a>	Standard	ER11	0.019 - 0.275"	011-HEX	4.00"	0.894"	0.75"
<a href="#">B3007-0016-2.36</a>	Standard	ER16	0.019 - 0.406"	016-SPAN	2.36"	1.26"	1.26"
<a href="#">B3017-0016-4.00</a>	Standard	ER16	0.019 - 0.406"	016-SPAN	4.00"	1.26"	1.26"
<a href="#">B3027-0016-5.00</a>	Standard	ER16	0.019 - 0.406"	016-SPAN	5.00"	1.26"	1.26"
<a href="#">B3037-0016-6.00</a>	Standard	ER16	0.019 - 0.406"	016-SPAN	6.00"	1.26"	1.26"
<a href="#">B30S7-0020-1.22</a>	Stubby	ER20	0.039 - 0.511"	FK-3	1.22"	0.79"	1.10"
<a href="#">B3007-0020-2.50</a>	Standard	ER20	0.039 - 0.511"	020-SPAN	2.50"	1.50"	1.38"
<a href="#">B3017-0020-4.00</a>	Standard	ER20	0.039 - 0.511"	020-SPAN	4.00"	1.50"	1.38"
<a href="#">B3007-0025-2.00</a>	Standard	ER25	0.039 - 0.629"	025-SPAN	2.00"	1.67"	1.65"
<a href="#">B3017-0025-4.00</a>	Standard	ER25	0.039 - 0.629"	025-SPAN	4.00"	1.67"	1.65"
<a href="#">B3007-0032-3.00</a>	Standard	ER32	0.078 - 0.787"	032-SPAN	3.00"	1.84"	1.97"
<a href="#">B3017-0032-5.00</a>	Standard	ER32	0.078 - 0.787"	032-SPAN	5.00"	1.84"	1.97"



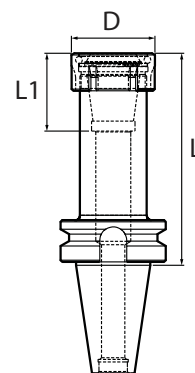
**Stubby**



Available in **TAPER PLUS** <sup>+</sup>Dual-taper and flange contact

### BT40

Part Number	Style	Collet Size	Collet Range	Nut Wrench	L	L1	D
<a href="#">B4017-0008-4.00</a>	Standard	ER8	0.019 - 0.275"	08-NASPAN	4.00"	0.689"	0.472"
<a href="#">B4007-0011-2.50</a>	Standard	ER11	0.019 - 0.275"	011-HEX	2.50"	0.894"	0.75"
<a href="#">B4017-0011-4.00</a>	Standard	ER11	0.019 - 0.275"	011-HEX	4.00"	0.894"	0.75"
<a href="#">B4027-0011-6.00</a>	Standard	ER11	0.019 - 0.275"	011-HEX	6.00"	0.894"	0.75"
<a href="#">B4007-0016-3.50</a>	Standard	ER16	0.019 - 0.406"	016-SPAN	3.50"	1.26"	1.26"
<a href="#">B4017-0016-5.00</a>	Standard	ER16	0.019 - 0.406"	016-SPAN	5.00"	1.26"	1.26"
<a href="#">B4007-0020-2.50</a>	Standard	ER20	0.039 - 0.511"	020-SPAN	2.50"	1.50"	1.38"
<a href="#">B4017-0020-4.00</a>	Standard	ER20	0.039 - 0.511"	020-SPAN	4.00"	1.50"	1.38"
<a href="#">B4027-0020-6.00</a>	Standard	ER20	0.039 - 0.511"	020-SPAN	6.00"	1.50"	1.38"
<a href="#">B4007-0025-2.25</a>	Standard	ER25	0.039 - 0.629"	025-SPAN	2.25"	1.67"	1.65"
<a href="#">B4017-0025-4.00</a>	Standard	ER25	0.039 - 0.629"	025-SPAN	4.00"	1.67"	1.65"
<a href="#">B4027-0025-6.00</a>	Standard	ER25	0.039 - 0.629"	025-SPAN	6.00"	1.67"	1.65"
<a href="#">B4007-0032-3.13</a>	Standard	ER32	0.078 - 0.787"	032-SPAN	3.13"	1.84"	1.97"
<a href="#">B4017-0032-5.00</a>	Standard	ER32	0.078 - 0.787"	032-SPAN	5.00"	1.84"	1.97"
<a href="#">B4017-0040-5.00</a>	Standard	ER40	0.118 - 1.023"	040-SPAN	5.00"	2.07"	2.48"



**Standard**

When removing the back-up screw, ER Collet Chucks have coolant-thru capabilities. No disc, special nut or wrench required!

See ER coolant Collets on pages 52-59



ER Collets  
Pages 52-59



ER Torque Wrench  
Page 61



ER Back Up Screw  
Page 61



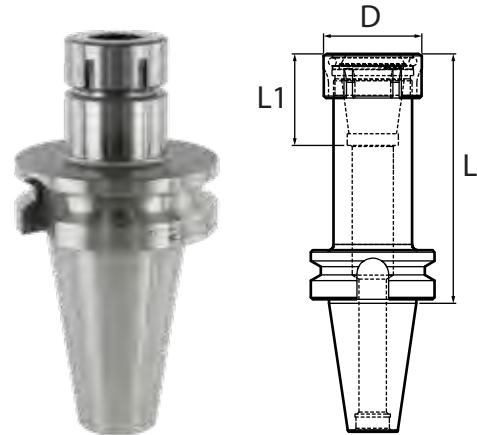
ER Nut  
Page 60

**BT ER Collet Chucks**

**BT50**

Part Number	Style	Collet Size	Collet Range	Nut Wrench	L	L1	D
<a href="#">B5007-0016-4.12</a>	Standard	ER16	0.019 - 0.406"	016-SPAN	4.12"	1.26"	1.26"
B5017-0016-6.00	Standard	ER16	0.019 - 0.406"	016-SPAN	6.00"	1.26"	1.26"
<a href="#">B5007-0020-2.75</a>	Standard	ER20	0.039 - 0.511"	020-SPAN	2.75"	1.50"	1.38"
B5017-0020-4.00	Standard	ER20	0.039 - 0.511"	020-SPAN	4.00"	1.50"	1.38"
<a href="#">B5007-0032-4.00</a>	Standard	ER32	0.078 - 0.787"	032-SPAN	4.00"	1.84"	1.97"
B5017-0032-6.00	Standard	ER32	0.078 - 0.787"	032-SPAN	6.00"	1.84"	1.97"
B5017-0040-6.00	Standard	ER40	0.118 - 1.023"	040-SPAN	6.00"	2.07"	2.50"

Note: ER Collet Chucks come with back-up screw.



**Standard**

ER Collet Chucks

When removing the back-up screw, ER Collet Chucks have coolant-thru capabilities. No disc, special nut or wrench required!  
See ER coolant Collets on pages 52-59



## HSK ER Collet Chucks



**T.I.R.:** ≤ 0.0001" run out at cavity bore



**Speed:** up to 23,000 RPM



**Set-up:** quick and easy



**Coolant-Thru:** thru-tool coolant



Drilling



Milling



Tapping



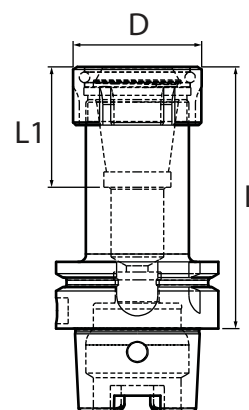
Reaming

- Ball bearing nut with ground collet race
- AT3 or better taper
- Equipped with a left-hand-threaded stop screw

Please note that the maximum RPM listed in our catalog may vary depending on the toolholder shank, weight, balanceability and the G rating.

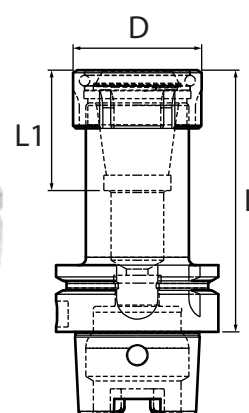
### HSK40A/63A

Part Number	Taper	Collet Size	Collet Range	Nut Wrench	L	L1	D
<a href="#">HSK40A-ER11-75</a>	HSK40A	ER11	0.019 - 0.275"	011-HEX	2.95"	0.89"	0.75"
<a href="#">HSK40A-ER16-75</a>	HSK40A	ER16	0.019 - 0.406"	016-SPAN	2.95"	1.26"	1.26"
<a href="#">HSK40A-ER20-75</a>	HSK40A	ER20	0.039 - 0.511"	020-SPAN	2.95"	1.50"	1.38"
<a href="#">HSK40A-ER32-80</a>	HSK40A	ER32	0.078 - 0.787"	032-SPAN	3.15"	1.84"	1.97"
<a href="#">HSK63A-ER16-3.00</a>	HSK63A	ER16	0.019 - 0.406"	016-SPAN	3.00"	1.26"	1.26"
<a href="#">HSK63A-ER16-5.00</a>	HSK63A	ER16	0.019 - 0.406"	016-SPAN	5.00"	1.26"	1.26"
<a href="#">HSK63A-ER20-3.00</a>	HSK63A	ER20	0.039 - 0.511"	020-SPAN	3.00"	1.50"	1.38"
<a href="#">HSK63A-ER20-5.00</a>	HSK63A	ER20	0.039 - 0.511"	020-SPAN	5.00"	1.50"	1.38"
<a href="#">HSK63A-ER25-3.00</a>	HSK63A	ER25	0.039 - 0.629"	025-SPAN	3.00"	1.67"	1.65"
<a href="#">HSK63A-ER25-5.00</a>	HSK63A	ER25	0.039 - 0.629"	025-SPAN	5.00"	1.67"	1.65"
<a href="#">HSK63A-ER32-4.00</a>	HSK63A	ER32	0.078 - 0.787"	032-SPAN	4.00"	1.84"	1.97"
<a href="#">HSK63A-ER32-6.00</a>	HSK63A	ER32	0.078 - 0.787"	032-SPAN	6.00"	1.84"	1.97"
<a href="#">HSK63A-ER40-4.00</a>	HSK63A	ER40	0.118 - 1.023"	040-SPAN	4.00"	2.07"	2.48"
<a href="#">HSK63A-ER40-6.00</a>	HSK63A	ER40	0.118 - 1.023"	040-SPAN	6.00"	2.07"	2.48"



### HSK100A

Part Number	Taper	Collet Size	Collet Range	Nut Wrench	L	L1	D
<a href="#">HSK100A-ER16-4.00</a>	HSK100A	ER16	0.019 - 0.406"	016-SPAN	4.00"	1.26"	1.26"
<a href="#">HSK100A-ER16-6.00</a>	HSK100A	ER16	0.019 - 0.406"	016-SPAN	6.00"	1.26"	1.26"
<a href="#">HSK100A-ER20-4.00</a>	HSK100A	ER20	0.039 - 0.511"	020-SPAN	4.00"	1.50"	1.38"
<a href="#">HSK100A-ER20-6.00</a>	HSK100A	ER20	0.039 - 0.511"	020-SPAN	6.00"	1.50"	1.38"
<a href="#">HSK100A-ER25-4.00</a>	HSK100A	ER25	0.039 - 0.629"	025-SPAN	4.00"	1.67"	1.65"
<a href="#">HSK100A-ER25-6.00</a>	HSK100A	ER25	0.039 - 0.629"	025-SPAN	6.00"	1.67"	1.65"
<a href="#">HSK100A-ER32-4.00</a>	HSK100A	ER32	0.078 - 0.787"	032-SPAN	4.00"	1.84"	1.97"
<a href="#">HSK100A-ER32-6.00</a>	HSK100A	ER32	0.078 - 0.787"	032-SPAN	6.00"	1.84"	1.97"
<a href="#">HSK100A-ER40-4.00</a>	HSK100A	ER40	0.118 - 1.023"	040-SPAN	4.00"	2.07"	2.48"
<a href="#">HSK100A-ER40-6.00</a>	HSK100A	ER40	0.118 - 1.023"	040-SPAN	6.00"	2.07"	2.48"



Note: Coolant tube and coolant wrench not included. See page 61 for details.

When removing the back-up screw, ER Collet Chucks have coolant-thru capabilities. No disc, special nut or wrench required!

See ER coolant Collets on pages 52-59



ER Collets  
Pages 52-59



ER Torque Wrench  
Page 61



ER Back Up Screw  
Page 61



ER Nut  
Page 60



**NMTB and R8 ER Collet Chucks**

- Ball bearing nut with ground collet race
- AT3 or better taper



**T.I.R.:** <.0005" at collet face



**Set-up:** quick and easy



**Coolant-Thru:** thru-tool coolant



Drilling



Milling



Tapping



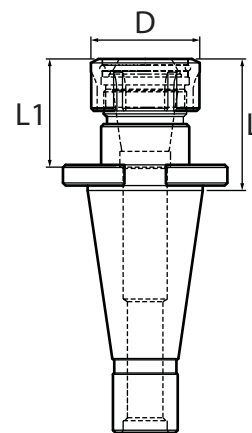
Reaming

ER Collet Chucks

**NMTB40**

Part Number	Taper	Collet Size	Collet Range	Nut Wrench	L	L1	D
N4007-0016-1.77	NMTB40	ER16	0.019 - 0.406"	016-SPAN	1.77"	1.26"	1.26"
N4007-0025-2.00	NMTB40	ER25	0.039 - 0.629"	025-SPAN	2.00"	1.67"	1.65"

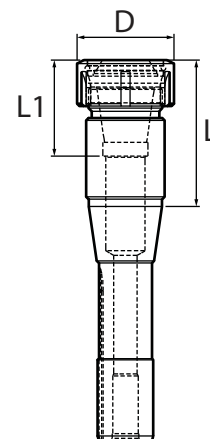
Note: NMTB shanks are suitable for use with Erickson Quick Change spindles.



**R8**

Part Number	Collet Size	Collet Range	Nut Wrench	L	L1	D
R8007-0016-1.00	ER16	0.019 - 0.406"	016-SPAN	1.00"	1.27"	1.26"
R8007-0020-2.00	ER20	0.039 - 0.511"	020-SPAN	2.00"	1.50"	1.38"

Note: ER Collet Chucks come with back-up screw.



When removing the back-up screw, ER Collet Chucks have coolant-thru capabilities. No disc, special nut or wrench required!

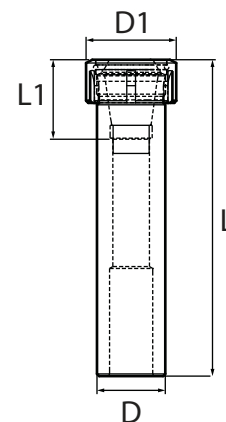
See ER coolant Collets on pages 52-59



## ER Collet Chuck Extensions

Part Number	Collet Size	Collet Range	Nut Wrench	D	D1	L	L1
ER8-EXT-500	ER8	0.019 - 0.275"	08-NASPAN	1/2"	0.49"	5.95"	0.75"
ER8-EXT-625	ER8	0.019 - 0.275"	08-NASPAN	5/8"	0.49"	5.95"	0.75"
E11-EXT-500	ER11	0.019 - 0.275"	011-HEX	1/2"	0.75"	6.11"	0.91"
E11-EXT-625	ER11	0.019 - 0.275"	011-HEX	5/8"	0.75"	6.11"	0.91"
E11-EXT-750	ER11	0.019 - 0.275"	011-HEX	3/4"	0.75"	5.65"	0.91"
E16-EXT-100	ER16	0.019 - 0.406"	016-SPAN	1"	1.26"	5.89"	1.28"
E16-EXT-625	ER16	0.019 - 0.406"	016-SPAN	5/8"	1.26"	6.48"	1.28"
E16-EXT-750	ER16	0.019 - 0.406"	016-SPAN	3/4"	1.26"	6.48"	1.28"
E20-EXT-100	ER20	0.039 - 0.511"	020-SPAN	1"	1.38"	6.40"	1.48"
E20-EXT-125	ER20	0.039 - 0.511"	020-SPAN	1-1/4"	1.38"	6.40"	1.48"
E20-EXT-750	ER20	0.039 - 0.511"	020-SPAN	3/4"	1.38"	6.68"	1.48"
E25-EXT-100	ER25	0.039 - 0.629"	025-SPAN	1"	1.65"	6.85"	1.65"
E25-EXT-125	ER25	0.039 - 0.629"	025-SPAN	1-1/4"	1.65"	6.00"	1.65"
E25-EXT-750	ER25	0.039 - 0.629"	025-SPAN	3/4"	1.65"	6.85"	1.65"
E32-EXT-100	ER32	0.078 - 0.787"	032-SPAN	1"	1.97"	7.09"	1.85"
E32-EXT-125	ER32	0.078 - 0.787"	032-SPAN	1-1/4"	1.97"	7.09"	1.85"

Note: ER Collet Chucks come with back-up screw.



When removing the back-up screw, ER Collet Chucks have coolant-thru capabilities. No disc, special nut or wrench required!

See ER coolant Collets on pages 52-59



ER Collet Chucks

### Lyndex-Nikken Offers Single and Dual Plane Balancing for Large Diameter or Long Tooling Assemblies

#### Benefits of ER Collet Chuck Balancing:

- Balanced assemblies can reduce spindle vibration—prolonging the life of your cutting tools and spindle.
- Increase the quality and consistency of machined surface finishes.
- Achieves greater machined surface flatness.
- Balancing service is only required once during initial set up.



ER Collets  
Pages 52-59



ER Torque Wrench  
Page 61




ER Back Up Screw  
Page 61



ER Nut  
Page 60

## Taper Plus CAT ER Collet Chucks

### Taper Plus Advantages

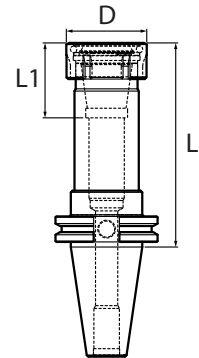


- Outstanding runout accuracy for longer tool life
- Vibration dampening for increased productivity
- High rigidity for smooth and stable cutting
- Interchangeable between standard and dual face contact spindles
- 53% more surface area contact than just the taper alone



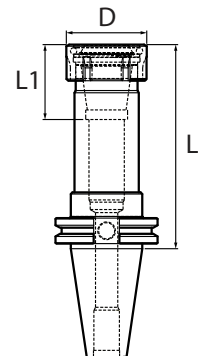
### Taper Plus - CAT40

Part Number	Collet Size	Collet Range	Nut Wrench	L	L1	D
NC4007-0016-3.50	ER16	0.019 - 0.406"	016-SPAN	3.50"	1.26"	1.26"
NC4007-0020-2.50	ER20	0.039 - 0.511"	020-SPAN	2.50"	1.50"	1.38"
NC4007-0025-2.50	ER25	0.039 - 0.629"	025-SPAN	2.50"	1.67"	1.65"
NC4007-0032-3.13	ER32	0.078 - 0.787"	032-SPAN	3.13"	1.84"	1.97"
NC4007-0040-3.13	ER40	0.188 - 1.023"	040-SPAN	3.13"	2.07"	2.48"
NC4017-0016-6.00	ER16	0.019 - 0.406"	016-SPAN	6.00"	1.26"	1.26"
NC4017-0020-4.00	ER20	0.039 - 0.511"	020-SPAN	4.00"	1.50"	1.38"
NC4017-0025-4.00	ER25	0.039 - 0.629"	025-SPAN	4.00"	1.67"	1.65"
NC4017-0032-5.00	ER32	0.078 - 0.787"	032-SPAN	5.00"	1.84"	1.97"



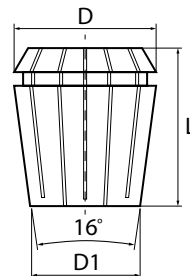
### Taper Plus - CAT50

Part Number	Collet Size	Collet Range	Nut Wrench	L	L1	D
NC5007-0016-4.12	ER16	0.019 - 0.406"	016-SPAN	4.12"	1.26"	1.26"
NC5007-0032-4.00	ER32	0.078 - 0.787"	032-SPAN	4.00"	1.84"	1.97"
NC5007-0040-4.00	ER40	0.118 - 1.023"	040-SPAN	4.00"	2.07"	2.48"
NC5017-0016-6.00	ER16	0.019 - 0.406"	016-SPAN	6.00"	1.26"	1.26"
NC5017-0020-4.00	ER20	0.039 - 0.511"	020-SPAN	4.00"	1.50"	1.38"
NC5017-0025-4.00	ER25	0.039 - 0.629"	025-SPAN	4.00"	1.67"	1.65"
NC5017-0032-6.00	ER32	0.078 - 0.787"	032-SPAN	6.00"	1.84"	1.97"



### ER Collet Dimensional Data

Style	D	D1	L	Collet Range	Coolant Collet Size Range
ER16	0.677"	0.445"	1.063"	0.019 - 0.393"	0.157 - 0.393"
ER20	0.835"	0.571"	1.220"	0.039 - 0.511"	0.196 - 0.511"
ER25	1.031"	0.728"	1.378"	0.039 - 0.629"	0.236 - 0.629"
ER32	1.307"	0.960"	1.575"	0.078 - 0.787"	0.393 - 0.787"
ER40	1.622"	1.228"	1.811"	0.118 - 1.023"	0.393 - 1.023"




ER Coolant Collets with high pressure coolant-thru the tool capability are available. Mechanically sealing design eliminates the need for discs, special nuts, or wrenches. See ER Coolant Collets on pages 52 - 57.

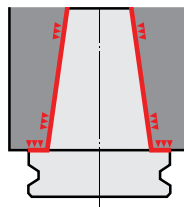


## Taper Plus BT ER Collet Chucks

### Taper Plus Advantages

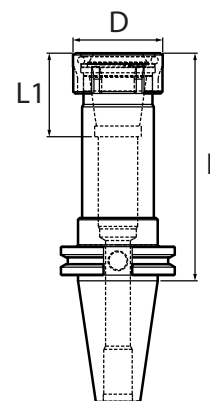


- Outstanding runout accuracy for longer tool life
- Vibration dampening for increased productivity
- High rigidity for smooth and stable cutting
- Interchangeable between standard and dual face contact spindles
- 53% more surface area contact than just the taper alone



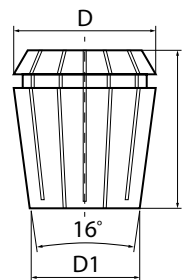
### Taper Plus - BT30

Part Number	Collet Size	Collet Range	Nut Wrench	L	L1	D
<a href="#">NB3007-0008-2.00</a>	ER8	0.019 - 0.275"	08-NASPAN	2.00"	0.69"	0.47"
<a href="#">NB3017-0008-4.00</a>	ER8	0.019 - 0.275"	08-NASPAN	4.00"	0.69"	0.47"
<a href="#">NB3007-0011-2.00</a>	ER11	0.019 - 0.275"	011-HEX	2.00"	0.89"	0.75"
<a href="#">NB3017-0011-4.00</a>	ER11	0.019 - 0.275"	011-HEX	4.00"	0.89"	0.75"
<a href="#">NB3007-0016-2.36</a>	ER16	0.019 - 0.406"	016-SPAN	2.36"	1.26"	1.26"
<a href="#">NB3017-0016-4.00</a>	ER16	0.019 - 0.406"	016-SPAN	4.00"	1.26"	1.26"
<a href="#">NB3027-0016-5.00</a>	ER16	0.019 - 0.406"	016-SPAN	5.00"	1.26"	1.26"
<a href="#">NB3037-0016-6.00</a>	ER16	0.019 - 0.406"	016-SPAN	6.00"	1.26"	1.26"
<a href="#">NB3057-0020-1.22</a>	ER20	0.039 - 0.511"	FK-3	1.22"	0.79"	1.10"
<a href="#">NB3007-0020-2.50</a>	ER20	0.039 - 0.511"	020-SPAN	2.50"	1.50"	1.38"
<a href="#">NB3017-0020-4.00</a>	ER20	0.039 - 0.511"	020-SPAN	4.00"	1.50"	1.38"
<a href="#">NB3007-0025-2.00</a>	ER25	0.039 - 0.629"	025-SPAN	2.00"	1.67"	1.65"
<a href="#">NB3017-0025-4.00</a>	ER25	0.039 - 0.629"	025-SPAN	4.00"	1.67"	1.65"
<a href="#">NB3007-0032-3.00</a>	ER32	0.078 - 0.787"	032-SPAN	3.00"	1.84"	1.97"
<a href="#">NB3017-0032-5.00</a>	ER32	0.078 - 0.787"	032-SPAN	5.00"	1.84"	1.97"



### ER Collet Dimensional Data

Style	D	D1	L	Collet Range	Coolant Collet Size Range
ER8	0.330"	0.216"	0.535"	0.019 - 0.196"	N/A
ER11	0.460"	0.307"	0.709"	0.019 - 0.275"	0.157 - 0.275"
ER16	0.677"	0.445"	1.063"	0.019 - 0.393"	0.157 - 0.393"
ER20	0.835"	0.571"	1.220"	0.039 - 0.511"	0.196 - 0.511"
ER25	1.031"	0.728"	1.378"	0.039 - 0.629"	0.236 - 0.629"
ER32	1.307"	0.960"	1.575"	0.078 - 0.787"	0.393 - 0.787"



ER Coolant Collets with high pressure coolant-thru the tool capability are available. Mechanically sealing design eliminates the need for discs, special nuts, or wrenches. See ER Coolant Collets on pages 52 - 57.



ER Collets  
Pages 52-59



ER Torque Wrench  
Page 61



ER Back Up Screw  
Page 61



ER Nut  
Page 60



## ER8 and ER11 Collets

### ER8 Collets

Size range: 1.00 - 5.00mm (0.039" - 0.197")

#### Metric

Part Number	Size	Collapse Range
<a href="#">ER8-039</a>	1.0mm	1.0 - 0.5mm
<a href="#">ER8-059</a>	1.5mm	1.5 - 1.0mm
<a href="#">ER8-078</a>	2.0mm	2.0 - 1.5mm
<a href="#">ER8-098</a>	2.5mm	2.5 - 2.0mm
<a href="#">ER8-118</a>	3.0mm	3.0 - 2.5mm
<a href="#">ER8-137</a>	3.5mm	3.5 - 3.0mm
<a href="#">ER8-157</a>	4.0mm	4.0 - 3.5mm
<a href="#">ER8-177</a>	4.5mm	4.5 - 4.0mm
<a href="#">ER8-196</a>	5.0mm	5.0 - 4.5mm

ER8-SET-09-MM 9 Piece Set  
0.5 - 5.0mm by 0.5mm



### Precision Standard

Precision slots allow for even distribution of clamping pressure and minimal run out.



### Coolant-Thru

Our patented Coolant Collets are designed for use with cylindrical shank tools (no flats). Cutting tool should be inserted the full length of the collet. If these conditions are not met, coolant leakage may result. Seals up to maximum coolant pressure of 1000 psi.

### ER11 Collets

Size range: 1/32 - 17/64"  
(0.031 - 0.266")

Size range: 1.0 - 7.0mm  
(0.039 - 0.276")

#### Inch

Part Number	Size	Collapse Range
<a href="#">E11-002</a>	1/32"	0.031 - 0.027"
<a href="#">E11-003</a>	3/64"	0.047 - 0.031"
<a href="#">E11-004</a>	1/16"	0.063 - 0.047"
<a href="#">E11-005</a>	5/64"	0.078 - 0.063"
<a href="#">E11-006</a>	3/32"	0.094 - 0.078"
<a href="#">E11-007</a>	7/64"	0.109 - 0.094"
<a href="#">E11-008</a>	1/8"	0.125 - 0.109"
<a href="#">E11-009</a>	9/64"	0.141 - 0.125"
<a href="#">E11-010</a>	5/32"	0.156 - 0.141"
<a href="#">E11-011</a>	11/64"	0.172 - 0.156"
<a href="#">E11-012</a>	3/16"	0.187 - 0.172"
<a href="#">E11-013</a>	13/64"	0.203 - 0.187"
<a href="#">E11-014</a>	7/32"	0.219 - 0.203"
<a href="#">E11-015</a>	15/64"	0.234 - 0.219"
<a href="#">E11-016</a>	1/4"	0.250 - 0.234"
<a href="#">E11-017</a>	17/64"	0.266 - 0.250"

#### Metric

Part Number	Size	Collapse Range
<a href="#">E11-039</a>	1.0mm	1.0 - 0.5mm
<a href="#">E11-059</a>	1.5mm	1.5 - 1.0mm
<a href="#">E11-078</a>	2.0mm	2.0 - 1.5mm
<a href="#">E11-098</a>	2.5mm	2.5 - 2.0mm
<a href="#">E11-118</a>	3.0mm	3.0 - 2.5mm
<a href="#">E11-137</a>	3.5mm	3.5 - 3.0mm
<a href="#">E11-157</a>	4.0mm	4.0 - 3.5mm
<a href="#">E11-177</a>	4.5mm	4.5 - 4.0mm
<a href="#">E11-196</a>	5.0mm	5.0 - 4.5mm
<a href="#">E11-216</a>	5.5mm	5.5 - 5.0mm
<a href="#">E11-236</a>	6.0mm	6.0 - 5.5mm
<a href="#">E11-255</a>	6.5mm	6.5 - 6.0mm
<a href="#">E11-275</a>	7.0mm	7.0 - 6.5mm

### ER11 Collet Sets

E11-SET-14	14 Piece Set: 1/16" - by 1/64ths
E11-SET-12-MM	12 Piece Set: 1.0 - 7.0mm by 0.5mm

Note: See dimensional data for ER8 & ER11 Collets on page 41.

Size range: 3/16 - 17/64"  
(0.188 - 0.266")

Size range: 4.0 - 7.0mm  
(0.157 - 0.276")

### Inch Coolant-Thru

Part Number	Size	Collapse Range
<a href="#">E11-012(C)</a>	3/16"	0.187 - 0.183"
<a href="#">E11-013(C)</a>	13/64"	0.203 - 0.199"
<a href="#">E11-014(C)</a>	7/32"	0.218 - 0.214"
<a href="#">E11-015(C)</a>	15/64"	0.234 - 0.230"
<a href="#">E11-016(C)</a>	1/4"	0.250 - 0.246"
<a href="#">E11-017(C)</a>	17/64"	0.265 - 0.261"

### Metric Coolant-Thru

Part Number	Size	Collapse Range
<a href="#">E11-157(C)</a>	4.0mm	4.0 - 3.5mm
<a href="#">E11-177(C)</a>	4.5mm	4.5 - 4.0mm
<a href="#">E11-196(C)</a>	5.0mm	5.0 - 4.5mm
<a href="#">E11-216(C)</a>	5.5mm	5.5 - 5.0mm
<a href="#">E11-236(C)</a>	6.0mm	6.0 - 5.5mm
<a href="#">E11-255(C)</a>	6.5mm	6.5 - 6.0mm
<a href="#">E11-275(C)</a>	7.0mm	7.0 - 6.5mm

### ER11 Coolant Collet Sets

E11-SET-06(C)	6 Piece Set: 3/16" - 17/64" by 1/64ths
E11-SET-07(C)-MM	7 Piece Set: 3.9 - 7.0mm by 0.5mm

## ER16 Collets



### Precision Standard

Precision slots allow for even distribution of clamping pressure and minimal run out.

Size range: 1/32 - 13/32"  
(0.031 - 0.406")

Size range: 1.0 - 10.0mm  
(0.039 - 0.394")

### Inch

Part Number	Size	Collapse Range
<a href="#">E16-002</a>	1/32"	0.031 - 0.027"
<a href="#">E16-004</a>	1/16"	0.063 - 0.047"
<a href="#">E16-006</a>	3/32"	0.094 - 0.078"
<a href="#">E16-008</a>	1/8"	0.125 - 0.109"
<a href="#">E16-010</a>	5/32"	0.156 - 0.125"
<a href="#">E16-012</a>	3/16"	0.187 - 0.156"
<a href="#">E16-014</a>	7/32"	0.219 - 0.187"
<a href="#">E16-016</a>	1/4"	0.250 - 0.219"
<a href="#">E16-018</a>	9/32"	0.281 - 0.250"
<a href="#">E16-020</a>	5/16"	0.312 - 0.281"
<a href="#">E16-022</a>	11/32"	0.344 - 0.312"
<a href="#">E16-024</a>	3/8"	0.375 - 0.344"
<a href="#">E16-026</a>	13/32"	0.406 - 0.375"

### Metric

Part Number	Size	Collapse Range
<a href="#">E16-039</a>	1.0mm	1.0 - 0.5mm
<a href="#">E16-059</a>	1.5mm	1.5 - 1.0mm
<a href="#">E16-078</a>	2.0mm	2.0 - 1.5mm
<a href="#">E16-098</a>	2.5mm	2.5 - 2.0mm
<a href="#">E16-118</a>	3.0mm	3.0 - 2.5mm
<a href="#">E16-137</a>	3.5mm	3.5 - 3.0mm
<a href="#">E16-157</a>	4.0mm	4.0 - 3.5mm
<a href="#">E16-177</a>	4.5mm	4.5 - 4.0mm
<a href="#">E16-196</a>	5.0mm	5.0 - 4.5mm
<a href="#">E16-216</a>	5.5mm	5.5 - 5.0mm
<a href="#">E16-236</a>	6.0mm	6.0 - 5.5mm
<a href="#">E16-255</a>	6.5mm	6.5 - 6.0mm
<a href="#">E16-275</a>	7.0mm	7.0 - 6.5mm
<a href="#">E16-295</a>	7.5mm	7.5 - 7.0mm
<a href="#">E16-314</a>	8.0mm	8.0 - 7.5mm
<a href="#">E16-334</a>	8.5mm	8.5 - 8.0mm
<a href="#">E16-354</a>	9.0mm	9.0 - 8.5mm
<a href="#">E16-374</a>	9.5mm	9.5 - 9.0mm
<a href="#">E16-393</a>	10.0mm	10.0 - 9.5mm

### ER16 Collet Sets

<a href="#">E16-SET-12</a>	12 Piece Set: 1/32" - 13/32" by 1/32nds
<a href="#">E16-SET-09-MM</a>	9 Piece Set: 2.0 - 10.0mm by 1mm

Note: See dimensional data for ER16 Collets on page 41.



### Coolant-Thru

Our patented Coolant Collets are designed for use with cylindrical shank tools (no flats). Cutting tool should be inserted the full length of the collet. If these conditions are not met, coolant leakage may result. Seals up to maximum coolant pressure of 1000 psi.

Size range: 3/32 - 13/32"  
(0.094 - 0.406")

Size range: 4.0 - 10.0mm  
(0.157 - 0.394")

### Inch Coolant-Thru

Part Number	Size	Collapse Range
<a href="#">E16-006(C)</a>	3/32"	0.094 - 0.089"
<a href="#">E16-007(C)</a>	7/64"	0.109 - 0.105"
<a href="#">E16-008(C)</a>	1/8"	0.125 - 0.121"
<a href="#">E16-009(C)</a>	9/64"	0.140 - 0.136"
<a href="#">E16-010(C)</a>	5/32"	0.156 - 0.152"
<a href="#">E16-011(C)</a>	11/64"	0.171 - 0.167"
<a href="#">E16-012(C)</a>	3/16"	0.187 - 0.183"
<a href="#">E16-013(C)</a>	13/64"	0.203 - 0.199"
<a href="#">E16-014(C)</a>	7/32"	0.219 - 0.203"
<a href="#">E16-015(C)</a>	15/64"	0.234 - 0.219"
<a href="#">E16-016(C)</a>	1/4"	0.250 - 0.234"
<a href="#">E16-017(C)</a>	17/64"	0.266 - 0.250"
<a href="#">E16-018(C)</a>	9/32"	0.281 - 0.266"
<a href="#">E16-019(C)</a>	19/64"	0.297 - 0.281"
<a href="#">E16-020(C)</a>	5/16"	0.312 - 0.297"
<a href="#">E16-021(C)</a>	21/64"	0.328 - 0.312"
<a href="#">E16-022(C)</a>	11/32"	0.344 - 0.328"
<a href="#">E16-023(C)</a>	23/64"	0.359 - 0.344"
<a href="#">E16-024(C)</a>	3/8"	0.375 - 0.359"
<a href="#">E16-025(C)</a>	25/64"	0.391 - 0.375"
<a href="#">E16-026(C)</a>	13/32"	0.406 - 0.391"

### Metric Coolant-Thru

Part Number	Size	Collapse Range
<a href="#">E16-157(C)</a>	4.0mm	4.0 - 3.5mm
<a href="#">E16-177(C)</a>	4.5mm	4.5 - 4.0mm
<a href="#">E16-196(C)</a>	5.0mm	5.0 - 4.5mm
<a href="#">E16-216(C)</a>	5.5mm	5.5 - 5.0mm
<a href="#">E16-236(C)</a>	6.0mm	6.0 - 5.5mm
<a href="#">E16-255(C)</a>	6.5mm	6.5 - 6.0mm
<a href="#">E16-275(C)</a>	7.0mm	7.0 - 6.5mm
<a href="#">E16-295(C)</a>	7.5mm	7.5 - 7.0mm
<a href="#">E16-314(C)</a>	8.0mm	8.0 - 7.5mm
<a href="#">E16-334(C)</a>	8.5mm	8.5 - 8.0mm
<a href="#">E16-354(C)</a>	9.0mm	9.0 - 8.5mm
<a href="#">E16-374(C)</a>	9.5mm	9.5 - 9.0mm
<a href="#">E16-393(C)</a>	10.0mm	10.0 - 9.5mm

### ER16 Coolant Collet Sets

<a href="#">E16-SET-11(C)</a>	11 Piece Set: 3/32" - 13/32" by 1/32nds
<a href="#">E16-SET-15(C)</a>	15 Piece Set: 3/16" - 11/32" by 1/32nds
<a href="#">E16-SET-13(C)-MM</a>	13 Piece Set: 4.0 - 10.0mm by 0.5mm

## ER20 Collets

### Precision Standard

Precision slots allow for even distribution of clamping pressure and minimal run out.



Size range: 1/16 - 1/2"  
(0.062 - 0.500")

Size range: 2.0 - 13.0mm  
(0.079 - 0.512")

### Coolant-Thru

Our patented Coolant Collets are designed for use with cylindrical shank tools (no flats). Cutting tool should be inserted the full length of the collet. If these conditions are not met, coolant leakage may result. Seals up to maximum coolant pressure of 1000 psi.



Size range: 5/32 - 1/2"  
(0.156 - 0.500")

Size range: 5.0 - 13.0mm  
(0.197 - 0.512")

### Inch

Part Number	Size	Collapse Range
<a href="#">E20-004</a>	1/16"	0.063 - 0.047"
<a href="#">E20-006</a>	3/32"	0.094 - 0.078"
<a href="#">E20-008</a>	1/8"	0.125 - 0.109"
<a href="#">E20-010</a>	5/32"	0.156 - 0.125"
<a href="#">E20-012</a>	3/16"	0.187 - 0.156"
<a href="#">E20-014</a>	7/32"	0.219 - 0.187"
<a href="#">E20-016</a>	1/4"	0.250 - 0.219"
<a href="#">E20-018</a>	9/32"	0.281 - 0.250"
<a href="#">E20-020</a>	5/16"	0.312 - 0.281"
<a href="#">E20-022</a>	11/32"	0.344 - 0.312"
<a href="#">E20-024</a>	3/8"	0.375 - 0.344"
<a href="#">E20-026</a>	13/32"	0.406 - 0.375"
<a href="#">E20-028</a>	7/16"	0.437 - 0.406"
<a href="#">E20-030</a>	15/32"	0.469 - 0.437"
<a href="#">E20-032</a>	1/2"	0.500 - 0.469"

### Metric

Part Number	Size	Collapse Range
<a href="#">E20-078</a>	2.0mm	2.0 - 1.0mm
<a href="#">E20-118</a>	3.0mm	3.0 - 2.5mm
<a href="#">E20-137</a>	3.5mm	3.5 - 2.5mm
<a href="#">E20-157</a>	4.0mm	4.0 - 3.5mm
<a href="#">E20-196</a>	5.0mm	5.0 - 4.0mm
<a href="#">E20-236</a>	6.0mm	6.0 - 5.0mm
<a href="#">E20-275</a>	7.0mm	7.0 - 6.0mm
<a href="#">E20-314</a>	8.0mm	8.0 - 7.0mm
<a href="#">E20-354</a>	9.0mm	9.0 - 8.0mm
<a href="#">E20-393</a>	10.0mm	10.0 - 9.0mm
<a href="#">E20-433</a>	11.0mm	11.0 - 10.0mm
<a href="#">E20-452</a>	11.5mm	11.5 - 11.0mm
<a href="#">E20-472</a>	12.0mm	12.0 - 11.0mm
<a href="#">E20-511</a>	13.0mm	13.0 - 12.0mm

### Inch Coolant-Thru

Part Number	Size	Collapse Range
<a href="#">E20-010(C)</a>	5/32"	0.156 - 0.152"
<a href="#">E20-011(C)</a>	11/64"	0.172 - 0.167"
<a href="#">E20-012(C)</a>	3/16"	0.187 - 0.183"
<a href="#">E20-013(C)</a>	13/64"	0.203 - 0.199"
<a href="#">E20-014(C)</a>	7/32"	0.219 - 0.203"
<a href="#">E20-015(C)</a>	15/64"	0.234 - 0.219"
<a href="#">E20-016(C)</a>	1/4"	0.250 - 0.234"
<a href="#">E20-017(C)</a>	17/64"	0.266 - 0.250"
<a href="#">E20-018(C)</a>	9/32"	0.281 - 0.266"
<a href="#">E20-019(C)</a>	19/64"	0.297 - 0.281"
<a href="#">E20-020(C)</a>	5/16"	0.312 - 0.297"
<a href="#">E20-021(C)</a>	21/64"	0.328 - 0.312"
<a href="#">E20-022(C)</a>	11/32"	0.344 - 0.328"
<a href="#">E20-023(C)</a>	23/64"	0.359 - 0.344"
<a href="#">E20-024(C)</a>	3/8"	0.375 - 0.359"
<a href="#">E20-025(C)</a>	25/64"	0.391 - 0.375"
<a href="#">E20-026(C)</a>	13/32"	0.406 - 0.391"
<a href="#">E20-027(C)</a>	27/64"	0.422 - 0.406"
<a href="#">E20-028(C)</a>	7/16"	0.437 - 0.422"
<a href="#">E20-029(C)</a>	29/64"	0.453 - 0.437"
<a href="#">E20-030(C)</a>	15/32"	0.469 - 0.453"
<a href="#">E20-031(C)</a>	31/64"	0.484 - 0.469"
<a href="#">E20-032(C)</a>	1/2"	0.500 - 0.484"

### Metric Coolant-Thru

Part Number	Size	Collapse Range
<a href="#">E20-196(C)</a>	5.0mm	5.0 - 4.5mm
<a href="#">E20-216(C)</a>	5.5mm	5.5 - 5.0mm
<a href="#">E20-236(C)</a>	6.0mm	6.0 - 5.5mm
<a href="#">E20-255(C)</a>	6.5mm	6.5 - 6.0mm
<a href="#">E20-275(C)</a>	7.0mm	7.0 - 6.5mm
<a href="#">E20-295(C)</a>	7.5mm	7.5 - 7.0mm
<a href="#">E20-314(C)</a>	8.0mm	8.0 - 7.5mm
<a href="#">E20-334(C)</a>	8.5mm	8.5 - 8.0mm
<a href="#">E20-354(C)</a>	9.0mm	9.0 - 8.5mm
<a href="#">E20-374(C)</a>	9.5mm	9.5 - 9.0mm
<a href="#">E20-393(C)</a>	10.0mm	10.0 - 9.5mm
<a href="#">E20-413(C)</a>	10.5mm	10.5 - 10.0mm
<a href="#">E20-433(C)</a>	11.0mm	11.0 - 10.5mm
<a href="#">E20-452(C)</a>	11.5mm	11.5 - 11.0mm
<a href="#">E20-472(C)</a>	12.0mm	12.0 - 11.5mm
<a href="#">E20-492(C)</a>	12.5mm	12.5 - 12.0mm
<a href="#">E20-511(C)</a>	13.0mm	13.0 - 12.5mm

### ER20 Collet Sets

<a href="#">E20-SET-15</a>	15 Piece Set: 1/16" - 1/2" by 1/32nds
<a href="#">E20-SET-11-MM</a>	11 Piece Set: 2.0 - 13.0mm by 1mm

Note: See dimensional data for ER20 Collets on page 41.

### ER20 Coolant Collet Sets

<a href="#">E20-SET-12(C)</a>	12 Piece Set: 5/32" - 1/2" by 1/32nds
<a href="#">E20-SET-17(C)-MM</a>	17 Piece Set: 5.0 - 13.0mm by 0.5mm

## ER25 Collets



### Precision Standard

Precision slots allow for even distribution of clamping pressure and minimal run out.

Size range: 1/16" - 5/8"  
(0.0625 - 0.625")

Size range: 2.0 - 16.0mm  
(0.079 - 0.630")

### Inch

Part Number	Size	Collapse Range	Part Number	Size	Collapse Range
<a href="#">E25-004</a>	1/16"	0.063 - 0.047"	<a href="#">E25-078</a>	2.0mm	2.0 - 1.0mm
<a href="#">E25-006</a>	3/32"	0.094 - 0.078"	<a href="#">E25-118</a>	3.0mm	3.0 - 2.0mm
<a href="#">E25-008</a>	1/8"	0.125 - 0.109"	<a href="#">E25-137</a>	3.5mm	3.5 - 2.5mm
<a href="#">E25-010</a>	5/32"	0.156 - 0.125"	<a href="#">E25-157</a>	4.0mm	4.0 - 3.0mm
<a href="#">E25-012</a>	3/16"	0.187 - 0.156"	<a href="#">E25-196</a>	5.0mm	5.0 - 4.0mm
<a href="#">E25-014</a>	7/32"	0.218 - 0.187"	<a href="#">E25-236</a>	6.0mm	6.0 - 5.0mm
<a href="#">E25-016</a>	1/4"	0.250 - 0.219"	<a href="#">E25-275</a>	7.0mm	7.0 - 6.0mm
<a href="#">E25-018</a>	9/32"	0.281 - 0.250"	<a href="#">E25-314</a>	8.0mm	8.0 - 7.0mm
<a href="#">E25-020</a>	5/16"	0.312 - 0.281"	<a href="#">E25-354</a>	9.0mm	9.0 - 8.0mm
<a href="#">E25-022</a>	11/32"	0.344 - 0.312"	<a href="#">E25-393</a>	10.0mm	10.0 - 9.0mm
<a href="#">E25-024</a>	3/8"	0.375 - 0.344"	<a href="#">E25-433</a>	11.0mm	11.0 - 10.0mm
<a href="#">E25-026</a>	13/32"	0.406 - 0.375"	<a href="#">E25-452</a>	11.5mm	11.5 - 11.0mm
<a href="#">E25-028</a>	7/16"	0.437 - 0.406"	<a href="#">E25-472</a>	12.0mm	12.0 - 11.0mm
<a href="#">E25-030</a>	15/32"	0.469 - 0.437"	<a href="#">E25-511</a>	13.0mm	13.0 - 12.0mm
<a href="#">E25-032</a>	1/2"	0.500 - 0.469"	<a href="#">E25-551</a>	14.0mm	14.0 - 13.0mm
<a href="#">E25-034</a>	17/32"	0.531 - 0.500"	<a href="#">E25-590</a>	15.0mm	15.0 - 14.0mm
<a href="#">E25-036</a>	9/16"	0.563 - 0.531"	<a href="#">E25-629</a>	16.0mm	16.0 - 15.0mm
<a href="#">E25-038</a>	19/32"	0.594 - 0.563"			
<a href="#">E25-040</a>	5/8"	0.625 - 0.594"			

### ER25 Collet Sets

<a href="#">E25-SET-19</a>	19 Piece Set: 1/16" - 5/8" by 1/32nds
<a href="#">E25-SET-14-MM</a>	14 Piece Set: 2.0 - 16.0mm by 1mm

Note: See dimensional data for ER25 Collets on page 41.



### Coolant-Thru

Our patented Coolant Collets are designed for use with cylindrical shank tools (no flats). Cutting tool should be inserted the full length of the collet. If these conditions are not met, coolant leakage may result. Seals up to maximum coolant pressure of 1000 psi.

Size range: 7/32" - 5/8"  
(0.219 - 0.625")

Size range: 6.0 - 16.0mm  
(0.236 - 0.630")

### Inch Coolant-Thru

Part Number	Size	Collapse Range	Part Number	Size	Collapse Range
<a href="#">E25-014(C)</a>	7/32"	0.219 - 0.203"	<a href="#">E25-236(C)</a>	6.0mm	6.0 - 5.5mm
<a href="#">E25-015(C)</a>	15/64"	0.234 - 0.219"	<a href="#">E25-255(C)</a>	6.5mm	6.5 - 6.0mm
<a href="#">E25-016(C)</a>	1/4"	0.250 - 0.234"	<a href="#">E25-275(C)</a>	7.0mm	7.0 - 6.5mm
<a href="#">E25-017(C)</a>	17/64"	0.266 - 0.250"	<a href="#">E25-295(C)</a>	7.5mm	7.5 - 7.0mm
<a href="#">E25-018(C)</a>	9/32"	0.281 - 0.266"	<a href="#">E25-314(C)</a>	8.0mm	8.0 - 7.5mm
<a href="#">E25-019(C)</a>	19/64"	0.297 - 0.281"	<a href="#">E25-334(C)</a>	8.5mm	8.5 - 8.0mm
<a href="#">E25-020(C)</a>	5/16"	0.312 - 0.297"	<a href="#">E25-354(C)</a>	9.0mm	9.0 - 8.5mm
<a href="#">E25-021(C)</a>	21/64"	0.328 - 0.312"	<a href="#">E25-374(C)</a>	9.5mm	9.5 - 9.0mm
<a href="#">E25-022(C)</a>	11/32"	0.344 - 0.328"	<a href="#">E25-393(C)</a>	10.0mm	10.0 - 9.5mm
<a href="#">E25-023(C)</a>	23/64"	0.359 - 0.344"	<a href="#">E25-413(C)</a>	10.5mm	10.5 - 10.0mm
<a href="#">E25-024(C)</a>	3/8"	0.375 - 0.359"	<a href="#">E25-433(C)</a>	11.0mm	11.0 - 10.5mm
<a href="#">E25-025(C)</a>	25/64"	0.391 - 0.375"	<a href="#">E25-452(C)</a>	11.5mm	11.5 - 11.0mm
<a href="#">E25-026(C)</a>	13/32"	0.406 - 0.391"	<a href="#">E25-472(C)</a>	12.0mm	12.0 - 11.5mm
<a href="#">E25-027(C)</a>	27/64"	0.422 - 0.406"	<a href="#">E25-492(C)</a>	12.5mm	12.5 - 12.0mm
<a href="#">E25-028(C)</a>	7/16"	0.437 - 0.422"	<a href="#">E25-511(C)</a>	13.0mm	13.0 - 12.5mm
<a href="#">E25-029(C)</a>	29/64"	0.453 - 0.437"	<a href="#">E25-531(C)</a>	13.5mm	13.5 - 13.0mm
<a href="#">E25-030(C)</a>	15/32"	0.469 - 0.453"	<a href="#">E25-551(C)</a>	14.0mm	14.0 - 13.5mm
<a href="#">E25-031(C)</a>	31/64"	0.484 - 0.469"	<a href="#">E25-570(C)</a>	14.5mm	14.5 - 14.0mm
<a href="#">E25-032(C)</a>	1/2"	0.500 - 0.484"	<a href="#">E25-590(C)</a>	15.0mm	15.0 - 14.5mm
<a href="#">E25-033(C)</a>	33/64"	0.516 - 0.500"	<a href="#">E25-610(C)</a>	15.5mm	15.5 - 15.0mm
<a href="#">E25-034(C)</a>	17/32"	0.531 - 0.516"	<a href="#">E25-629(C)</a>	16.0mm	16.0 - 15.5mm
<a href="#">E25-035(C)</a>	35/64"	0.547 - 0.531"			
<a href="#">E25-036(C)</a>	9/16"	0.563 - 0.547"			
<a href="#">E25-037(C)</a>	37/64"	0.578 - 0.563"			
<a href="#">E25-038(C)</a>	19/32"	0.594 - 0.578"			
<a href="#">E25-039(C)</a>	39/64"	0.609 - 0.594"			
<a href="#">E25-040(C)</a>	5/8"	0.625 - 0.609"			

### ER25 Coolant Collet Sets

<a href="#">E25-SET-13(C)</a>	13 Piece Set: 1/4" - 5/8" by 1/32nds
<a href="#">E25-SET-21(C)-MM</a>	21 Piece Set: 6.0 - 16.0mm by 0.5mm



## ER32 Collets

### Precision Standard

Precision slots allow for even distribution of clamping pressure and minimal run out.



Size range: 1/8" - 25/32"  
(0.125" - 0.781")

Size range: 3.0 - 20.0mm  
(0.118 - 0.787")

### Inch

Part Number	Size	Collapse Range
<a href="#">E32-008</a>	1/8"	0.125 - 0.109"
<a href="#">E32-010</a>	5/32"	0.156 - 0.125"
<a href="#">E32-012</a>	3/16"	0.187 - 0.156"
<a href="#">E32-014</a>	7/32"	0.219 - 0.187"
<a href="#">E32-016</a>	1/4"	0.250 - 0.219"
<a href="#">E32-018</a>	9/32"	0.281 - 0.250"
<a href="#">E32-020</a>	5/16"	0.312 - 0.281"
<a href="#">E32-022</a>	11/32"	0.344 - 0.312"
<a href="#">E32-024</a>	3/8"	0.375 - 0.344"
<a href="#">E32-026</a>	13/32"	0.406 - 0.375"
<a href="#">E32-028</a>	7/16"	0.437 - 0.406"
<a href="#">E32-030</a>	15/32"	0.469 - 0.437"
<a href="#">E32-032</a>	1/2"	0.500 - 0.469"
<a href="#">E32-034</a>	17/32"	0.531 - 0.500"
<a href="#">E32-036</a>	9/16"	0.594 - 0.563"
<a href="#">E32-038</a>	19/32"	0.594 - 0.562"
<a href="#">E32-040</a>	5/8"	0.625 - 0.594"
<a href="#">E32-042</a>	21/32"	0.688 - 0.656"
<a href="#">E32-044</a>	11/16"	0.719 - 0.688"
<a href="#">E32-046</a>	23/32"	0.719 - 0.687"
<a href="#">E32-048</a>	3/4"	0.750 - 0.719"
<a href="#">E32-050</a>	25/32"	0.781 - 0.750"

### Metric

Part Number	Size	Collapse Range
<a href="#">E32-118</a>	3.0mm	3.0 - 2.0mm
<a href="#">E32-137</a>	3.5mm	3.5 - 2.5mm
<a href="#">E32-157</a>	4.0mm	4.0 - 3.0mm
<a href="#">E32-196</a>	5.0mm	5.0 - 4.0mm
<a href="#">E32-236</a>	6.0mm	6.0 - 5.0mm
<a href="#">E32-275</a>	7.0mm	7.0 - 6.0mm
<a href="#">E32-314</a>	8.0mm	8.0 - 7.0mm
<a href="#">E32-354</a>	9.0mm	9.0 - 8.0mm
<a href="#">E32-393</a>	10.0mm	10.0 - 9.0mm
<a href="#">E32-433</a>	11.0mm	11.0 - 10.0mm
<a href="#">E32-452</a>	11.5mm	11.5 - 10.5mm
<a href="#">E32-472</a>	12.0mm	12.0 - 11.0mm
<a href="#">E32-511</a>	13.0mm	13.0 - 12.0mm
<a href="#">E32-551</a>	14.0mm	14.0 - 13.0mm
<a href="#">E32-590</a>	15.0mm	15.0 - 14.0mm
<a href="#">E32-629</a>	16.0mm	16.0 - 15.0mm
<a href="#">E32-669</a>	17.0mm	17.0 - 16.0mm
<a href="#">E32-708</a>	18.0mm	18.0 - 17.0mm
<a href="#">E32-748</a>	19.0mm	19.0 - 18.0mm
<a href="#">E32-767</a>	19.5mm	19.5 - 18.5mm
<a href="#">E32-787</a>	20.0mm	20.0 - 19.0mm

### ER32 Collet Sets

<a href="#">E32-SET-21</a>	21 Piece Set: 1/8" - 3/4" by 1/32nds
<a href="#">E32-SET-18-MM</a>	18 Piece Set: 2.0 - 20.0mm by 1.0mm

Note: See dimensional data for ER32 Collets on page 41.

### Coolant-Thru

Our patented Coolant Collets are designed for use with cylindrical shank tools (no flats). Cutting tool should be inserted the full length of the collet. If these conditions are not met, coolant leakage may result. Seals up to maximum coolant pressure of 1000 psi.



Size range: 1/4 - 25/32"  
(0.250 - 0.781")

Size range: 10.0 - 20.0mm  
(0.394 - 0.787")

### Inch Coolant-Thru

Part Number	Size	Collapse Range
<a href="#">E32-016(C)</a>	1/4"	0.250 - 0.234"
<a href="#">E32-017(C)</a>	17/64"	0.266 - 0.250"
<a href="#">E32-018(C)</a>	9/32"	0.281 - 0.266"
<a href="#">E32-019(C)</a>	19/64"	0.297 - 0.281"
<a href="#">E32-020(C)</a>	5/16"	0.312 - 0.297"
<a href="#">E32-021(C)</a>	21/64"	0.328 - 0.312"
<a href="#">E32-022(C)</a>	11/32"	0.344 - 0.328"
<a href="#">E32-023(C)</a>	23/64"	0.359 - 0.344"
<a href="#">E32-024(C)</a>	3/8"	0.375 - 0.359"
<a href="#">E32-025(C)</a>	25/64"	0.391 - 0.375"
<a href="#">E32-026(C)</a>	13/32"	0.406 - 0.391"
<a href="#">E32-027(C)</a>	27/64"	0.422 - 0.406"
<a href="#">E32-028(C)</a>	7/16"	0.437 - 0.422"
<a href="#">E32-029(C)</a>	29/64"	0.453 - 0.437"
<a href="#">E32-030(C)</a>	15/32"	0.469 - 0.453"
<a href="#">E32-031(C)</a>	31/64"	0.484 - 0.469"
<a href="#">E32-032(C)</a>	1/2"	0.500 - 0.484"
<a href="#">E32-033(C)</a>	33/64"	0.516 - 0.500"
<a href="#">E32-034(C)</a>	17/32"	0.531 - 0.516"
<a href="#">E32-035(C)</a>	35/64"	0.547 - 0.531"
<a href="#">E32-036(C)</a>	9/16"	0.563 - 0.547"
<a href="#">E32-037(C)</a>	37/64"	0.578 - 0.563"
<a href="#">E32-038(C)</a>	19/32"	0.594 - 0.578"
<a href="#">E32-039(C)</a>	39/64"	0.609 - 0.594"
<a href="#">E32-040(C)</a>	5/8"	0.625 - 0.609"
<a href="#">E32-041(C)</a>	41/64"	0.641 - 0.625"
<a href="#">E32-042(C)</a>	21/32"	0.656 - 0.641"
<a href="#">E32-043(C)</a>	43/64"	0.672 - 0.656"
<a href="#">E32-044(C)</a>	11/16"	0.688 - 0.672"
<a href="#">E32-045(C)</a>	45/64"	0.703 - 0.688"
<a href="#">E32-046(C)</a>	23/32"	0.719 - 0.703"
<a href="#">E32-047(C)</a>	47/64"	0.734 - 0.719"
<a href="#">E32-048(C)</a>	3/4"	0.750 - 0.734"
<a href="#">E32-049(C)</a>	49/64"	0.766 - 0.750"
<a href="#">E32-050(C)</a>	25/32"	0.781 - 0.766"

### Metric Coolant-Thru

Part Number	Size	Collapse Range
<a href="#">E32-393(C)</a>	10.0mm	10.0 - 9.5mm
<a href="#">E32-413(C)</a>	10.5mm	10.5 - 10.0mm
<a href="#">E32-433(C)</a>	11.0mm	11.0 - 10.5mm
<a href="#">E32-452(C)</a>	11.5mm	11.5 - 11.0mm
<a href="#">E32-472(C)</a>	12.0mm	12.0 - 11.5mm
<a href="#">E32-492(C)</a>	12.5mm	12.5 - 12.4mm
<a href="#">E32-511(C)</a>	13.0mm	13.0 - 12.9mm
<a href="#">E32-531(C)</a>	13.5mm	13.5 - 13.0mm
<a href="#">E32-551(C)</a>	14.0mm	14.0 - 13.5mm
<a href="#">E32-570(C)</a>	14.5mm	14.5 - 14.4mm
<a href="#">E32-590(C)</a>	15.0mm	15.0 - 14.9mm
<a href="#">E32-610(C)</a>	15.5mm	15.5 - 15.4mm
<a href="#">E32-629(C)</a>	16.0mm	16.0 - 15.5mm
<a href="#">E32-649(C)</a>	16.5mm	16.5 - 16.0mm
<a href="#">E32-669(C)</a>	17.0mm	17.0 - 16.5mm
<a href="#">E32-688(C)</a>	17.5mm	17.5 - 17.0mm
<a href="#">E32-708(C)</a>	18.0mm	18.0 - 17.5mm
<a href="#">E32-728(C)</a>	18.5mm	18.5 - 18.0mm
<a href="#">E32-748(C)</a>	19.0mm	19.0 - 18.5mm
<a href="#">E32-767(C)</a>	19.5mm	19.5 - 19.0mm
<a href="#">E32-787(C)</a>	20.0mm	20.0 - 19.5mm

### ER32 Coolant Collet Sets

<a href="#">E32-SET-17(C)</a>	17 Piece Set: 1/4" - 3/4" by 1/32nds
<a href="#">E32-SET-21(C)-MM</a>	21 Piece Set: 10.0 - 20.0mm by 0.5mm

## ER40 Collets



### Precision Standard

Precision slots allow for even distribution of clamping pressure and minimal run out.

Size range: 5/32 - 1"  
(0.156 - 1.000")

Size range: 4.0 - 26.0mm  
(0.157 - 1.024")

### Inch

Part Number	Size	Collapse Range	Part Number	Size	Collapse Range
<a href="#">F40-010</a>	5/32"	0.156 - 0.125"	<a href="#">F40-157</a>	4.0mm	4.0 - 3.0mm
<a href="#">F40-012</a>	3/16"	0.187 - 0.156"	<a href="#">F40-196</a>	5.0mm	5.0 - 4.0mm
<a href="#">F40-014</a>	7/32"	0.219 - 0.187"	<a href="#">F40-236</a>	6.0mm	6.0 - 5.0mm
<a href="#">F40-016</a>	1/4"	0.250 - 0.219"	<a href="#">F40-275</a>	7.0mm	7.0 - 6.0mm
<a href="#">F40-018</a>	9/32"	0.281 - 0.250"	<a href="#">F40-314</a>	8.0mm	8.0 - 7.0mm
<a href="#">F40-020</a>	5/16"	0.312 - 0.281"	<a href="#">F40-354</a>	9.0mm	9.0 - 8.0mm
<a href="#">F40-022</a>	11/32"	0.344 - 0.312"	<a href="#">F40-393</a>	10.0mm	10.0 - 9.0mm
<a href="#">F40-024</a>	3/8"	0.375 - 0.344"	<a href="#">F40-433</a>	11.0mm	11.0 - 10.0mm
<a href="#">F40-026</a>	13/32"	0.406 - 0.375"	<a href="#">F40-452</a>	11.5mm	11.5 - 10.5mm
<a href="#">F40-028</a>	7/16"	0.437 - 0.406"	<a href="#">F40-472</a>	12.0mm	12.0 - 11.0mm
<a href="#">F40-030</a>	15/32"	0.469 - 0.437"	<a href="#">F40-511</a>	13.0mm	13.0 - 12.0mm
<a href="#">F40-032</a>	1/2"	0.500 - 0.469"	<a href="#">F40-551</a>	14.0mm	14.0 - 13.0mm
<a href="#">F40-034</a>	17/32"	0.531 - 0.500"	<a href="#">F40-590</a>	15.0mm	15.0 - 14.0mm
<a href="#">F40-036</a>	9/16"	0.563 - 0.531"	<a href="#">F40-629</a>	16.0mm	16.0 - 15.0mm
<a href="#">F40-038</a>	19/32"	0.594 - 0.563"	<a href="#">F40-669</a>	17.0mm	17.0 - 16.0mm
<a href="#">F40-040</a>	5/8"	0.625 - 0.594"	<a href="#">F40-708</a>	18.0mm	18.0 - 17.0mm
<a href="#">F40-042</a>	21/32"	0.656 - 0.625"	<a href="#">F40-748</a>	19.0mm	19.0 - 18.0mm
<a href="#">F40-044</a>	11/16"	0.688 - 0.656"	<a href="#">F40-767</a>	19.5mm	19.5 - 18.5mm
<a href="#">F40-046</a>	23/32"	0.719 - 0.688"	<a href="#">F40-787</a>	20.0mm	20.0 - 19.0mm
<a href="#">F40-048</a>	3/4"	0.750 - 0.719"	<a href="#">F40-826</a>	21.0mm	21.0 - 20.0mm
<a href="#">F40-050</a>	25/32"	0.781 - 0.750"	<a href="#">F40-866</a>	22.0mm	22.0 - 21.0mm
<a href="#">F40-052</a>	13/16"	0.813 - 0.781"	<a href="#">F40-905</a>	23.0mm	23.0 - 22.0mm
<a href="#">F40-054</a>	27/32"	0.844 - 0.813"	<a href="#">F40-944</a>	24.0mm	24.0 - 23.0mm
<a href="#">F40-056</a>	7/8"	0.875 - 0.844"	<a href="#">F40-984</a>	25.0mm	25.0 - 24.0mm
<a href="#">F40-058</a>	29/32"	0.906 - 0.875"	<a href="#">F40-1023</a>	26.0mm	26.0 - 25.0mm
<a href="#">F40-060</a>	15/16"	0.938 - 0.906"			
<a href="#">F40-062</a>	31/32"	0.969 - 0.938"			
<a href="#">F40-064</a>	1"	1.000 - 0.969"			

### ER40 Collet Sets

<a href="#">E40-SET-25</a>	25 Piece Set 1/4" - 1" by 1/32nds
<a href="#">E40-SET-23-MM</a>	23 Piece Set 4.0mm - 26.0mm by 1.0mm

Note: See dimensional data for ER40 Collets on page 41.



### Coolant-Thru

Our patented Coolant Collets are designed for use with cylindrical shank tools (no flats). Cutting tool should be inserted the full length of the collet. If these conditions are not met, coolant leakage may result. Seals up to maximum coolant pressure of 1000 psi.

Size range: 5/16 - 1"  
(0.312 - 1.000")

Size range: 10.0 - 26.0mm  
(0.394 - 1.024")

### Inch Coolant-Thru

Part Number	Size	Collapse Range
<a href="#">F40-020(C)</a>	5/16"	0.312 - 0.297"
<a href="#">F40-024(C)</a>	3/8"	0.375 - 0.359"
<a href="#">F40-028(C)</a>	7/16"	0.437 - 0.422"
<a href="#">F40-032(C)</a>	1/2"	0.500 - 0.484"
<a href="#">F40-036(C)</a>	9/16"	0.563 - 0.547"
<a href="#">F40-040(C)</a>	5/8"	0.625 - 0.609"

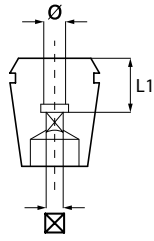
### Metric Coolant-Thru

Part Number	Size	Collapse Range
<a href="#">F40-393(C)</a>	10.0mm	10.0 - 9.5mm
<a href="#">F40-413(C)</a>	10.5mm	10.5 - 10.0mm
<a href="#">F40-433(C)</a>	11.0mm	11.0 - 10.5mm
<a href="#">F40-452(C)</a>	11.5mm	11.5 - 11.0mm
<a href="#">F40-472(C)</a>	12.0mm	12.0 - 11.5mm
<a href="#">F40-492(C)</a>	12.5mm	12.5 - 12.0mm
<a href="#">F40-511(C)</a>	13.0mm	13.0 - 12.5mm
<a href="#">F40-531(C)</a>	13.5mm	13.5 - 13.0mm
<a href="#">F40-551(C)</a>	14.0mm	14.0 - 13.5mm
<a href="#">F40-570(C)</a>	14.5mm	14.5 - 14.0mm
<a href="#">F40-590(C)</a>	15.0mm	15.0 - 14.5mm
<a href="#">F40-610(C)</a>	15.5mm	15.5 - 15.0mm
<a href="#">F40-629(C)</a>	16.0mm	16.0 - 15.5mm
<a href="#">F40-649(C)</a>	16.5mm	16.5 - 16.0mm
<a href="#">F40-669(C)</a>	17.0mm	17.0 - 16.5mm
<a href="#">F40-688(C)</a>	17.5mm	17.5 - 17.0mm
<a href="#">F40-708(C)</a>	18.0mm	18.0 - 17.5mm
<a href="#">F40-728(C)</a>	18.5mm	18.5 - 18.0mm
<a href="#">F40-748(C)</a>	19.0mm	19.0 - 18.5mm
<a href="#">F40-767(C)</a>	19.5mm	19.5 - 19.0mm
<a href="#">F40-787(C)</a>	20.0mm	20.0 - 19.5mm
<a href="#">F40-807(C)</a>	20.5mm	20.5 - 20.0mm
<a href="#">F40-826(C)</a>	21.0mm	21.0 - 20.5mm
<a href="#">F40-846(C)</a>	21.5mm	21.5 - 21.0mm
<a href="#">F40-866(C)</a>	22.0mm	22.0 - 21.5mm
<a href="#">F40-885(C)</a>	22.5mm	22.5 - 22.0mm
<a href="#">F40-905(C)</a>	23.0mm	23.0 - 22.5mm
<a href="#">F40-925(C)</a>	23.5mm	23.5 - 23.0mm
<a href="#">F40-944(C)</a>	24.0mm	24.0 - 23.5mm
<a href="#">F40-964(C)</a>	24.5mm	24.5 - 24.0mm
<a href="#">F40-984(C)</a>	25.0mm	25.0 - 24.5mm
<a href="#">F40-1003(C)</a>	25.5mm	25.5 - 25.0mm
<a href="#">F40-1023(C)</a>	26.0mm	26.0 - 25.0mm

### ER40 Coolant Collet Sets

<a href="#">E40-SET-33(C)-MM</a>	33 Piece Set 10.0mm - 26.0mm by 0.5mm
----------------------------------	---------------------------------------

## ER Tap Collets

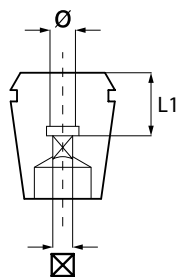


ER Tap Collets feature a unique design that incorporates an internal square drive with our popular ER Series Collets. The square drive matches the tap square, providing a tight fit for all rigid tapping applications.

*Note: Diameter and Square size are in accordance with U.S. Standard Taps.*

Part Number	ER Series	Tap Inch Style	Tap Metric Size	L1 (mm)	ø	⊠
<a href="#">ET16-168</a>	ER16	#8, 5/32"	M4	15	0.168"	0.131"
<a href="#">ET16-194</a>	ER16	#10, 3/16"	M4.5, M5	15	0.194"	0.152"
<a href="#">ET16-220</a>	ER16	#12, 7/32"	-	15	0.220"	0.165"
<a href="#">ET16-255</a>	ER16	#14, 1/4"	M6, M6.5	22	0.255"	0.191"
<a href="#">ET20-168</a>	ER20	#8, 5/32"	M4	15	0.168"	0.131"
<a href="#">ET20-194</a>	ER20	#10, 3/16"	M4.5, M5	15	0.194"	0.152"
<a href="#">ET20-220</a>	ER20	#12, 7/32"	-	15	0.220"	0.165"
<a href="#">ET20-255</a>	ER20	#14, 1/4"	M6, M6.5	20	0.255"	0.191"
<a href="#">ET20-318</a>	ER20	5/16"	M7, M6.5, M8	20	0.318"	0.238"
<a href="#">ET20-323</a>	ER20	7/16"	-	20	0.323"	0.242"
<a href="#">ET20-367</a>	ER20	1/2"	M12, M12.5	25	0.367"	0.275"
<a href="#">ET20-381</a>	ER20	3/8"	M10	20	0.381"	0.286"
<a href="#">ET25-168</a>	ER25	#8, 5/32"	M4	15	0.168"	0.131"
<a href="#">ET25-194</a>	ER25	#10, 3/16"	M4.5, M5	15	0.194"	0.152"
<a href="#">ET25-220</a>	ER25	#12, 7/32"	-	15	0.220"	0.165"
<a href="#">ET25-255</a>	ER25	#14, 1/4"	M6, M6.5	20	0.255"	0.191"
<a href="#">ET25-318</a>	ER25	5/16"	M7, M6.5, M8	20	0.318"	0.238"
<a href="#">ET25-323</a>	ER25	7/16"	-	20	0.323"	0.242"
<a href="#">ET25-367</a>	ER25	1/2"	M12, M12.5	25	0.367"	0.275"
<a href="#">ET25-381</a>	ER25	3/8"	M10	20	0.381"	0.286"
<a href="#">ET25-429</a>	ER25	9/16"	M14	25	0.429"	0.322"
<a href="#">ET25-437</a>	ER25	1/8" NPT(L)	-	18	0.437"	0.328"
<a href="#">ET25-480</a>	ER25	5/8"	M16	25	0.480"	0.360"
<a href="#">ET32-168</a>	ER32	#8, 5/32"	M4	15	0.168"	0.131"
<a href="#">ET32-194</a>	ER32	#10, 3/16"	M4.5, M5	15	0.194"	0.152"
<a href="#">ET32-220</a>	ER32	#12, 7/32"	-	15	0.220"	0.165"
<a href="#">ET32-255</a>	ER32	#14, 1/4"	M6, M6.5	20	0.255"	0.191"
<a href="#">ET32-318</a>	ER32	5/16"	M7, M6.5, M8	20	0.318"	0.238"
<a href="#">ET32-323</a>	ER32	7/16"	-	20	0.323"	0.242"
<a href="#">ET32-367</a>	ER32	1/2"	M12, M12.5	25	0.367"	0.275"
<a href="#">ET32-381</a>	ER32	3/8"	M10	20	0.381"	0.286"
<a href="#">ET32-429</a>	ER32	9/16"	M14	25	0.429"	0.322"
<a href="#">ET32-437</a>	ER32	1/8" NPT	-	18	0.437"	0.328"
<a href="#">ET32-480</a>	ER32	5/8"	M16	25	0.480"	0.360"
<a href="#">ET32-542</a>	ER32	11/16"	M18	30	0.542"	0.406"
<a href="#">ET32-562</a>	ER32	1/4" NPT	-	18	0.562"	0.421"
<a href="#">ET32-590</a>	ER32	3/4"	-	30	0.590"	0.442"
<a href="#">ET32-652</a>	ER32	13/16"	M20	30	0.652"	0.489"
<a href="#">ET40-255</a>	ER40	#14, 1/4"	M6, M6.5	25	0.255"	0.191"
<a href="#">ET40-318</a>	ER40	5/16"	M7, M6.5, M8	25	0.318"	0.238"
<a href="#">ET40-323</a>	ER40	7/16"	-	25	0.323"	0.242"
<a href="#">ET40-367</a>	ER40	1/2"	M12, M12.5	25	0.367"	0.275"
<a href="#">ET40-381</a>	ER40	3/8"	M10	25	0.381"	0.286"
<a href="#">ET40-429</a>	ER40	9/16"	M14	25	0.429"	0.322"
<a href="#">ET40-437</a>	ER40	1/8" NPT	-	18	0.437"	0.328"
<a href="#">ET40-480</a>	ER40	5/8"	M16	25	0.480"	0.360"
<a href="#">ET40-542</a>	ER40	11/16"	M18	30	0.542"	0.406"
<a href="#">ET40-562</a>	ER40	1/4" NPT	-	18	0.562"	0.421"
<a href="#">ET40-590</a>	ER40	3/4"	-	30	0.590"	0.442"
<a href="#">ET40-652</a>	ER40	13/16"	M20	30	0.652"	0.489"
<a href="#">ET40-687</a>	ER40	1/2" NPT	-	18	0.687"	0.515"
<a href="#">ET40-697</a>	ER40	7/8"	M22	30	0.697"	0.523"
<a href="#">ET40-700</a>	ER40	3/8" NPT	-	18	0.700"	0.531"
<a href="#">ET40-760</a>	ER40	15/16"	M24	35	0.760"	0.570"
<a href="#">ET40-800</a>	ER40	1"	M25	35	0.800"	0.600"

## ER Tap Coolant Collets



Lyndex-Nikken has now combined the versatility of our ER Tapping Collets with the popularity of our Coolant Collets to create our patented ER Coolant Tap Collets.

*Note: Diameter and Square size are in accordance with U.S. Standard Taps.*

ER Collet Chucks

Part Number	ER Series	Tap Inch Style	Tap Metric Size	L1 (mm)	ø	⊠
<a href="#">ET16-255(C)</a>	ER16	#14, 1/4"	M6, M6.5	22	0.255"	0.191"
<a href="#">ET16-318(C)</a>	ER16	5/16"	M7, M6.5, M8	22	0.318"	0.238"
<a href="#">ET20-255(C)</a>	ER20	#14, 1/4"	M6, M6.5	25	0.255"	0.191"
<a href="#">ET20-318(C)</a>	ER20	5/16"	M7, M6.5, M8	25	0.318"	0.238"
<a href="#">ET20-323(C)</a>	ER20	7/16"	-	25	0.323"	0.242"
<a href="#">ET20-367(C)</a>	ER20	1/2"	M12, M12.5	25	0.367"	0.275"
<a href="#">ET20-381(C)</a>	ER20	3/8"	M10	25	0.381"	0.286"
<a href="#">ET25-255(C)</a>	ER25	#14, 1/4"	M6, M6.5	25	0.255"	0.191"
<a href="#">ET25-318(C)</a>	ER25	5/16"	M7, M6.5, M8	25	0.318"	0.238"
<a href="#">ET25-323(C)</a>	ER25	7/16"	-	25	0.323"	0.242"
<a href="#">ET25-367(C)</a>	ER25	1/2"	M12, M12.5	25	0.367"	0.275"
<a href="#">ET25-381(C)</a>	ER25	3/8"	M10	27	0.381"	0.286"
<a href="#">ET25-429(C)</a>	ER25	9/16"	M14	25	0.429"	0.322"
<a href="#">ET25-480(C)</a>	ER25	5/8"	M16	30	0.480"	0.360"
<a href="#">ET32-255(C)</a>	ER32	#14, 1/4"	M6, M6.5	30	0.255"	0.191"
<a href="#">ET32-318(C)</a>	ER32	5/16"	M7, M6.5, M8	25	0.318"	0.238"
<a href="#">ET32-323(C)</a>	ER32	7/16"	-	25	0.323"	0.242"
<a href="#">ET32-367(C)</a>	ER32	1/2"	M12, M12.5	25	0.367"	0.275"
<a href="#">ET32-381(C)</a>	ER32	3/8"	M10	27	0.381"	0.286"
<a href="#">ET32-429(C)</a>	ER32	9/16"	M14	25	0.429"	0.322"
<a href="#">ET32-480(C)</a>	ER32	5/8"	M16	30	0.480"	0.360"
<a href="#">ET32-542(C)</a>	ER32	11/16"	M18	30	0.542"	0.406"
<a href="#">ET32-590(C)</a>	ER32	3/4"	-	35	0.590"	0.442"
<a href="#">ET32-652(C)</a>	ER32	13/16"	M20	35	0.652"	0.489"
<a href="#">ET40-323(C)</a>	ER40	7/16"	-	35	0.323"	0.242"
<a href="#">ET40-367(C)</a>	ER40	1/2"	M12, M12.5	25	0.367"	0.275"
<a href="#">ET40-381(C)</a>	ER40	3/8"	M10	27	0.381"	0.286"
<a href="#">ET40-429(C)</a>	ER40	9/16"	M14	25	0.429"	0.322"
<a href="#">ET40-480(C)</a>	ER40	5/8"	M16	30	0.480"	0.360"
<a href="#">ET40-542(C)</a>	ER40	11/16"	M18	30	0.542"	0.406"
<a href="#">ET40-590(C)</a>	ER40	3/4"	-	35	0.590"	0.442"
<a href="#">ET40-652(C)</a>	ER40	13/16"	M20	35	0.652"	0.489"
<a href="#">ET40-697(C)</a>	ER40	7/8"	M22	35	0.697"	0.523"
<a href="#">ET40-760(C)</a>	ER40	15/16"	M24	38	0.760"	0.570"
<a href="#">ET40-800(C)</a>	ER40	1"	M25	38	0.800"	0.600"

*Note: Seals up to a maximum coolant pressure of 1000 psi.*



## ER Collet Chuck Accessories

### ER Collet Rack

Part Number	Description
<a href="#">RACK-ER11/SK6</a>	ER11 Collet Rack, 35 collet capacity
<a href="#">RACK-ER20/1TAP</a>	ER20 Collet Rack, 24 collet capacity
<a href="#">RACK-1.80DA/SK16/ER25</a>	ER25 Collet Rack, 30 collet capacity
<a href="#">RACK-ER32/2TAP</a>	ER32 Collet Rack, 24 collet capacity
<a href="#">RACK-ER40</a>	ER40 Collet Rack, 24 collet capacity



### Replacement Nut for ER Collet Chuck

Part Number	Description
<a href="#">08-NANUT</a>	ER8 Nut
<a href="#">E11-NUT</a>	ER11 Hex Nut
<a href="#">E16-NUT</a>	ER16 Nut
<a href="#">016-NUT</a>	ER16 Hex Nut
<a href="#">E20-NUT</a>	ER20 Nut
<a href="#">E25-NUT</a>	ER25 Nut
<a href="#">E32-NUT</a>	ER32 Nut
<a href="#">E32-NUT-ST</a>	ER32 Nut (Short) for C5057-0032-12.00
<a href="#">E40-NUT</a>	ER40 Nut
<a href="#">E40-NUT-ST</a>	ER40 Nut (Short) for C5057-0040-12.00



### Spanner Wrench for ER Collet Chuck Nut

Part Number	Description
<a href="#">08-NASPAN</a>	Wrench for ER8 Chuck Nut
<a href="#">011-HEX</a>	Wrench for ER11 Chuck Nut
<a href="#">016-SPAN</a>	Wrench for ER16 Chuck Nut
<a href="#">020-SPAN</a>	Wrench for ER20 Chuck Nut
<a href="#">025-SPAN</a>	Wrench for ER25 Chuck Nut
<a href="#">032-SPAN</a>	Wrench for ER32 Chuck Nut
<a href="#">040-SPAN</a>	Wrench for ER40 Chuck Nut



## ER Collet Chuck Accessories

### Torque Wrench and Attachment for ER Collet Chuck Nut

Part Number	Description
TQW-025	Torque Wrench for ER8 Chuck Nut
TQW-150	Torque Wrench for ER11/16/20/25/32/40 Chuck Nut
TQW-ER08	ER8 Attachment for TQW-025 Torque Wrench
TQW-ER11(17)	ER11 Attachment for TQW-150 Torque Wrench
TQW-ER16(32)	ER16 Attachment for TQW-150 Torque Wrench
TQW-ER20(32)	ER20 Attachment for TQW-150 Torque Wrench
TQW-ER25(43)	ER25 Attachment for TQW-150 Torque Wrench
TQW-ER32(50)	ER32 Attachment for TQW-150 Torque Wrench
TQW-ER40(63)	ER40 Attachment for TQW-150 Torque Wrench



Note: (XX) Denotes nut diameter.

### Replacement Back Up Screws for ER Collet Chuck

Part Number	Description
ER8-3	ER8 Backup Screws
ER8-3 (C)	ER8 Coolant-thru Backup Screws
ER11-3	ER11 Backup Screws*
ER11-3 (C)	ER11 Coolant-thru Backup Screws*
ER16-3	ER16 Backup Screws
ER16-3 (C)	ER16 Coolant-thru Backup Screws
ER20-3	ER20 Backup Screws
ER20-3 (C)	ER20 Coolant-thru Backup Screws
ER25-3	ER25 Backup Screws
ER25-3 (C)	ER25 Coolant-thru Backup Screws
ER32-3	ER32 Backup Screws
ER32-3 (C)	ER32 Coolant-thru Backup Screws
ER40-3	ER40 Backup Screws
ER40-3 (C)	ER40 Coolant-thru Backup Screws



Note: \*ER11-3 can also be used with ER16 Collet Chuck Extension.

### Coolant Tube Wrench for HSK Holders

Part Number	Description
<a href="#">HSK40-WRENCH</a>	Wrench for HSK40 Coolant Tube
<a href="#">HSK63-WRENCH</a>	Wrench for HSK63 Coolant Tube
<a href="#">HSK100-WRENCH</a>	Wrench for HSK100 Coolant Tube

Note: Coolant Tube Wrenches are needed to remove or install coolant tubes in HSK toolholders.



### Coolant Tube for HSK Holders

Part Number	Description
<a href="#">HSK40-TUBE</a>	Coolant Tube for HSK40 holder
<a href="#">HSK63-TUBE</a>	Coolant Tube for HSK63 holder
<a href="#">HSK100-TUBE</a>	Coolant Tube for HSK100 holder



# ADVANCED TOOLHOLDERS

## SK COLLET CHUCKS

*LEAN, TOUGH AND EFFICIENT (Pages 9-38)*

- Narrow body design accesses tight spots.
- Applicable for all milling, drilling, reaming and rigid tapping applications.
- Two times more accurate than ER Collet Chucks, within 10 times better repeatability.
- Over 1 million SK Collet Chucks and 15 million SK collets sold worldwide.



## VC COLLET CHUCKS

*ULTRA PERFORMANCE (Pages 63-74)*

- Extremely precise with 0.00012" or less concentricity guarantee with any collet.
- Ideal for high-speed machining, thread milling, ultra precision reaming.
- Two times more accurate than ER Collet Chucks, within 10 times better repeatability.



## SHRINK FIT HOLDERS

*HIGH ACCURACY WITH OPTIMAL CLEARANCE (Pages 83-96)*

- Shrink fit holders provide minimal run out.
- Pre-balanced for up to 40,000 RPM.
- Excellent surface finish, extreme gripping and ideal for high-speed applications.
- Increase cutting tool life, material removal rate and workpiece accuracy.







## VC Collet Chuck Features

### ULTRA PERFORMANCE

**Extremely precise:** 0.00012" or less concentricity guarantee with any collet

**Extremely efficient:** Ideal for high-speed machining, thread milling, ultra precision reaming

**Flexible:** Covers sizes from 0.079" to 0.5"

**Extremely accurate:** Double the accuracy over ER Collet Chucks, with 10 times better repeatability

**8° versus 16° collet taper:** Double the gripping power of ER Collet Chucks



#### Coolant-Thru Disc:

A perfect seal is formed between the nut and the coolant-thru disk. Ideal for coolant-thru tools.



#### Coolant-Thru Capabilities:

Jet Coolant Splash with J-Type Nut



#### Slotted Disc:

The jet coolant pressure creates a tornado effect, ensuring efficient swarf disposal.



## VC Collet Chuck Features

The thick wall design of the VC holder body improves cutting rigidity

8° internal taper collet for greater accuracy and clamping capability

The ground ion nitrided thread of collet chuck highly improves the torque and accuracy

**TIN BEARING NUT**  
(Hardness: HV2,200)  
US Patent 6923451  
Reduces friction to minimize runout caused by collet twisting

Collet compression force is perpendicular to the centerline of collet bore maximizing run out accuracy and gripping strength

Ground pilot helps centralize the collet while giving additional length support on the cutting tool

Symmetrical and simple external nut design without notches for ultra high speed rotation

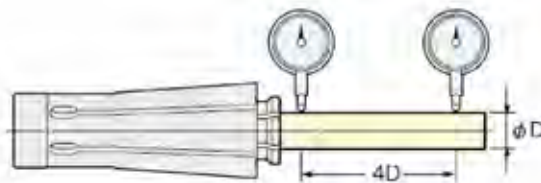
Extended Collet to minimize runout and to increase surface area contact of tooling

Easy, safe and reliable handling with GH wrench (see page 74)



### High Runout Accuracy:

**Within 0.00012" at 4 times the diameter of the cutting tool!**  
This produces better stability and improves surface finish and cutting tool life.



### VC Collet Range:



VCK6: 2-6mm (1/8"-1/4")  
VCK13: 3-12mm (1/8"-1/2")

### VC Collet vs. Others:



#### VCK Collet

- Runout: 0.0001"
- 170N.m gripping power



#### ER Collet

- Runout: 0.0004"
- 80N.m gripping power



#### TG Collet

- Runout: 0.0003"
- 100N.m gripping power

**CAT VC Collet Chucks**

- Feature TiN Bearing Nut which considerably improves cutting rigidity and finish
- Extra thick body for aggressive milling
- High concentricity and repeatability
- Ideal for high-speed applications



**T.I.R.:** <0.00012" or better



**Speed:** up to 40,000 RPM



**Set-up:** quick and easy



**Coolant-Thru:** thru-tool coolant



Milling



Tapping



Drilling



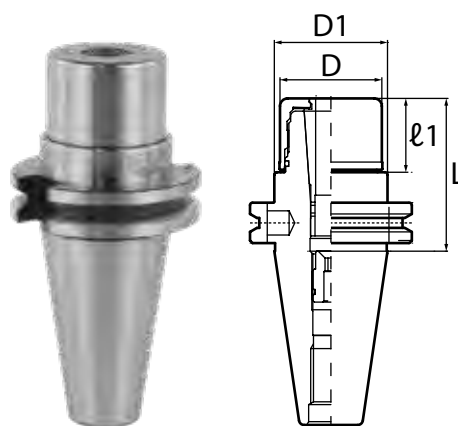
Reaming

Please note that the maximum RPM listed in our catalog may vary depending on the toolholder shank, weight, balanceability and the G rating.

**CAT40**

Part Number	Collet Size	Collet Range	Wrench	L	ℓ1	D	D1	Back-up Screw
CAT40-VC6-60U	VCK6	0.125 - 0.250"	GH10	2.362"	0.906"	1.083"	1.083"	VCG6-8A
CAT40-VC6-90U	VCK6	0.125 - 0.250"	GH10	3.543"	2.047"	1.083"	1.244"	VCG6-8A
CAT40-VC6-120U	VCK6	0.125 - 0.250"	GH10	4.724"	3.228"	1.083"	1.409"	VCG6-8A
CAT40-VC13-60U	VCK13	0.125 - 0.500"	GH16	2.362"	1.142"	1.575"	1.575"	VCG13-15A
CAT40-VC13-90U	VCK13	0.125 - 0.500"	GH16	3.543"	2.756"	1.575"	1.083"	VCG13-15A
CAT40-VC13-120U	VCK13	0.125 - 0.500"	GH16	4.724"	3.937"	1.575"	1.083"	VCG13-15A

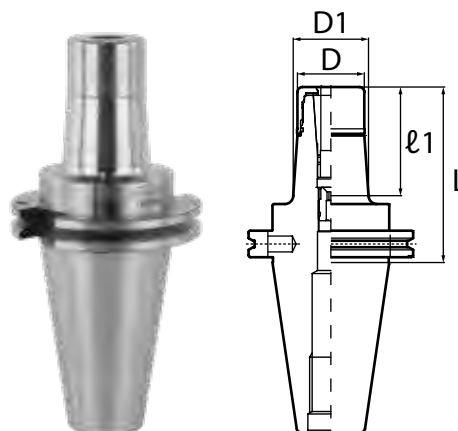
Notes: Wrenches are sold separately.



**CAT50**

Part Number	Collet Size	Collet Range	Wrench	L	ℓ1	D	D1	Back-up Screw
CAT50-VC6-105U	VCK6	0.125 - 0.250"	GH10	4.134"	2.559"	1.083"	1.315"	VCG6-8A
CAT50-VC6-135U	VCK6	0.125 - 0.250"	GH10	5.315"	3.740"	1.083"	1.480"	VCG6-8A
CAT50-VC6-165U	VCK6	0.125 - 0.250"	GH10	6.496"	4.921"	1.083"	1.646"	VCG6-8A
CAT50-VC13-105U	VCK13	0.125 - 0.500"	GH16	4.134"	2.559"	1.575"	1.772"	VCG13-15A
CAT50-VC13-135U	VCK13	0.125 - 0.500"	GH16	5.315"	3.740"	1.575"	1.937"	VCG13-15A
CAT50-VC13-165U	VCK13	0.125 - 0.500"	GH16	6.496"	4.921"	1.575"	2.102"	VCG13-15A

Notes: Wrenches are sold separately.



Available in  
**TAPER PLUS**  
Dual-taper and flange contact available.

See page 70



**TAPER PLUS  
COMBINING TAPER ACCURACY  
WITH FLANGE RIGIDITY!**

- Outstanding Runout Accuracy for longer tool life
- Vibration Dampening for increased productivity
- High Rigidity for smooth and stable cutting



## BT VC Collet Chucks



**T.I.R.:** <0.00012" or better



**Speed:** up to 40,000 RPM



**Set-up:** quick and easy



**Coolant-Thru:** thru-tool coolant



Milling



Tapping



Drilling



Reaming

- Feature TiN Bearing Nut which considerably improves cutting rigidity and finish
- Extra thick body for aggressive milling
- High concentricity and repeatability
- Ideal for high-speed applications

Please note that the maximum RPM listed in our catalog may vary depending on the toolholder shank, weight, balanceability and the G rating.

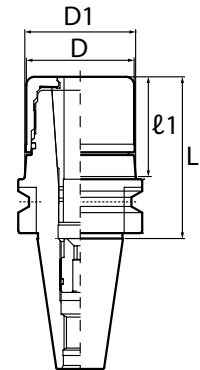
### BT30

Part Number	Collet Size	Collet Range	Wrench	L	ℓ1	D	D1	Back-up Screw
BT30-VC6-45	VCK6	0.125 - 0.250"	<a href="#">GH10</a>	1.772"	0.906"	1.083"	1.083"	VCG6-8A
BT30-VC6-60	VCK6	0.125 - 0.250"	<a href="#">GH10</a>	2.362"	1.378"	1.083"	1.248"	VCG6-8A
<a href="#">BT30-VC6-90</a>	VCK6	0.125 - 0.250"	<a href="#">GH10</a>	3.543"	2.559"	1.083"	1.315"	VCG6-8A
BT30-VC13-60	VCK13	0.125 - 0.500"	<a href="#">GH16</a>	2.362"	1.457"	1.575"	1.618"	VCG13-15A
<a href="#">BT30-VC13-90</a>	VCK13	0.125 - 0.500"	<a href="#">GH16</a>	3.543"	2.638"	1.575"	1.626"	VCG13-15A
BT30-VC13-120	VCK13	0.125 - 0.500"	<a href="#">GH16</a>	4.724"	3.819"	1.575"	1.669"	VCG13-15A

Note: Wrenches are sold separately.



Available in **TAPER PLUS** <sup>+</sup> Dual-taper and flange contact



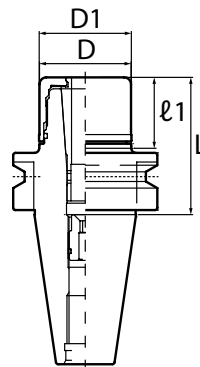
### BT40

Part Number	Collet Size	Collet Range	Wrench	L	ℓ1	D	D1	Back-up Screw
BT40-VC6-60	VCK6	0.125 - 0.250"	<a href="#">GH10</a>	2.362"	1.181"	1.083"	1.181"	VCG6-8A
BT40-VC6-90	VCK6	0.125 - 0.250"	<a href="#">GH10</a>	3.543"	2.362"	1.083"	1.287"	VCG6-8A
BT40-VC6-120	VCK6	0.125 - 0.250"	<a href="#">GH10</a>	4.724"	3.543"	1.083"	1.452"	VCG6-8A
BT40-VC13-60	VCK13	0.125 - 0.500"	<a href="#">GH16</a>	2.362"	1.220"	1.575"	1.586"	VCG13-15A
<a href="#">BT40-VC13-90</a>	VCK13	0.125 - 0.500"	<a href="#">GH16</a>	3.543"	2.362"	1.575"	1.744"	VCG13-15A
BT40-VC13-120	VCK13	0.125 - 0.500"	<a href="#">GH16</a>	4.724"	3.543"	1.575"	1.909"	VCG13-15A

Note: Wrenches are sold separately.



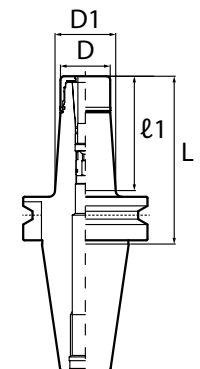
Available in **TAPER PLUS** <sup>+</sup> Dual-taper and flange contact



### BT50

Part Number	Collet Size	Collet Range	Wrench	L	ℓ1	D	D1	Back-up Screw
BT50-VC6-105	VCK6	0.125 - 0.250"	<a href="#">GH10</a>	4.134"	2.441"	1.083"	1.299"	VCG6-8A
BT50-VC6-135	VCK6	0.125 - 0.250"	<a href="#">GH10</a>	5.315"	3.622"	1.083"	1.461"	VCG6-8A
BT50-VC6-165	VCK6	0.125 - 0.250"	<a href="#">GH10</a>	6.496"	4.803"	1.083"	1.626"	VCG6-8A
BT50-VC13-105	VCK13	0.125 - 0.500"	<a href="#">GH16</a>	4.134"	2.441"	1.575"	1.756"	VCG13-15A
<a href="#">BT50-VC13-135</a>	VCK13	0.125 - 0.500"	<a href="#">GH16</a>	5.315"	3.622"	1.575"	1.921"	VCG13-15A
BT50-VC13-165	VCK13	0.125 - 0.500"	<a href="#">GH16</a>	6.496"	4.803"	1.575"	1.890"	VCG13-15A

Note: Wrenches are sold separately.



VCK Collets  
Page 72



Nut Wrench  
Page 74



Back-up screw  
Page 74



Coolant-thru Nut  
Page 74



## HSK VC Collet Chucks

- Feature TiN Bearing Nut which considerably improves cutting rigidity and finish
- Extra thick body for aggressive milling
- High concentricity and repeatability
- Ideal for high-speed applications



**T.I.R.:** <0.00012" or better



**Speed:** up to 40,000 RPM



**Set-up:** quick and easy



**Coolant-Thru:** thru-tool coolant



Milling



Tapping



Drilling



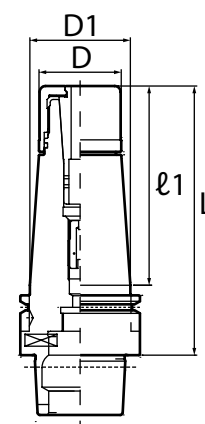
Reaming

Please note that the maximum RPM listed in our catalog may vary depending on the toolholder shank, weight, balanceability and the G rating.

### HSK40A

Part Number	Collet Size	Collet Range	Wrench	L	ℓ1	D	D1	Back-up Screw
<a href="#">HSK40A-VC6-65</a>	VCK6	0.125 - 0.250"	<a href="#">GH10</a>	2.559"	1.693"	1.083"	1.362"	VCG6-8A
<a href="#">HSK40A-VC6-90</a>	VCK6	0.125 - 0.250"	<a href="#">GH10</a>	3.543"	2.677"	1.083"	1.330"	VCG6-8A
<a href="#">HSK40A-VC13-90</a>	VCK13	0.125 - 0.500"	<a href="#">GH16</a>	3.543"	2.756"	1.575"	1.575"	VCG13-15A
<a href="#">HSK40A-VC13-120</a>	VCK13	0.125 - 0.500"	<a href="#">GH16</a>	4.724"	3.937"	1.575"	1.575"	VCG13-15A

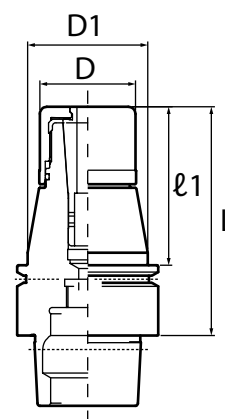
Note: Wrench, Coolant Tubes and Coolant Tube Wrenches are sold separately. See page 74 for more details.



### HSK40E

Part Number	Collet Size	Collet Range	Wrench	L	ℓ1	D	D1	Back-up Screw
<a href="#">HSK40E-VC6-65</a>	VCK6	0.125 - 0.250"	<a href="#">GH10</a>	2.559"	1.693"	1.083"	1.362"	VCG6-8A
<a href="#">HSK40E-VC6-90</a>	VCK6	0.125 - 0.250"	<a href="#">GH10</a>	3.543"	2.677"	1.083"	1.330"	VCG6-8A
<a href="#">HSK40E-VC13-90</a>	VCK13	0.125 - 0.500"	<a href="#">GH16</a>	3.543"	2.756"	1.575"	1.575"	VCG13-15A
<a href="#">HSK40E-VC13-120</a>	VCK13	0.125 - 0.500"	<a href="#">GH16</a>	4.724"	3.937"	1.575"	1.575"	VCG13-15A

Note: Wrench, Coolant Tubes and Coolant Tube Wrenches are sold separately. See page 74 for more details.



## HSK VC Collet Chucks



**T.I.R.:** <0.00012" or better



**Speed:** up to 40,000 RPM



**Set-up:** quick and easy



**Coolant-Thru:** thru-tool coolant



Milling



Tapping



Drilling



Reaming

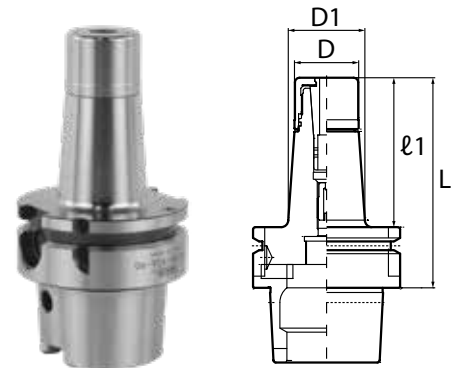
- Feature TiN Bearing Nut which considerably improves cutting rigidity and finish
- Extra thick body for aggressive milling
- High concentricity and repeatability
- Ideal for high-speed applications

Please note that the maximum RPM listed in our catalog may vary depending on the toolholder shank, weight, balanceability and the G rating.

### HSK63A

Part Number	Collet Size	Collet Range	Wrench	L	ℓ1	D	D1	Back-up Screw
<a href="#">HSK63A-VC6-70</a>	VCK6	0.125 - 0.250"	<a href="#">GH10</a>	2.760"	1.614"	1.083"	1.330"	VCG6-8A
<a href="#">HSK63A-VC6-90</a>	VCK6	0.125 - 0.250"	<a href="#">GH10</a>	2.540"	2.402"	1.083"	1.291"	VCG6-8A
<a href="#">HSK63A-VC6-120</a>	VCK6	0.125 - 0.250"	<a href="#">GH10</a>	4.724"	3.583"	1.083"	1.457"	VCG6-8A
<a href="#">HSK63A-VC13-90</a>	VCK13	0.125 - 0.500"	<a href="#">GH16</a>	3.543"	2.520"	1.575"	1.752"	VCG13-15A
<a href="#">HSK63A-VC13-120</a>	VCK13	0.125 - 0.500"	<a href="#">GH16</a>	4.724"	3.622"	1.575"	1.921"	VCG13-15A

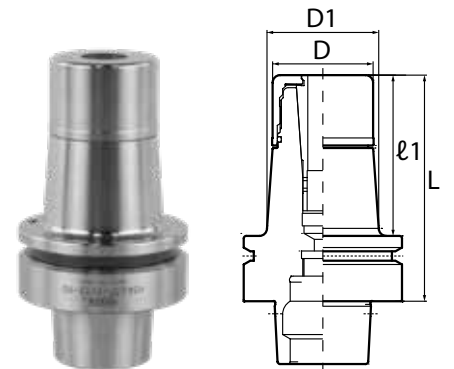
Note: Wrench, Coolant Tubes and Coolant Tube Wrenches are sold separately. See page 74 for more details.



### HSK63F

Part Number	Collet Size	Collet Range	Wrench	L	ℓ1	D	D1	Back-up Screw
<a href="#">HSK63F-VC6-65</a>	VCK6	0.125 - 0.250"	<a href="#">GH10</a>	2.559"	1.457"	1.083"	1.083"	VCG6-8A
<a href="#">HSK63F-VC6-90</a>	VCK6	0.125 - 0.250"	<a href="#">GH10</a>	3.543"	2.402"	1.083"	1.205"	VCG6-8A
<a href="#">HSK63F-VC6-120</a>	VCK6	0.125 - 0.250"	<a href="#">GH10</a>	4.724"	3.583"	1.083"	1.370"	VCG6-8A
<a href="#">HSK63F-VC13-90</a>	VCK13	0.125 - 0.500"	<a href="#">GH16</a>	3.543"	2.520"	1.575"	1.670"	VCG13-15A
<a href="#">HSK63F-VC13-120</a>	VCK13	0.125 - 0.500"	<a href="#">GH16</a>	4.724"	3.622"	1.575"	1.835"	VCG13-15A

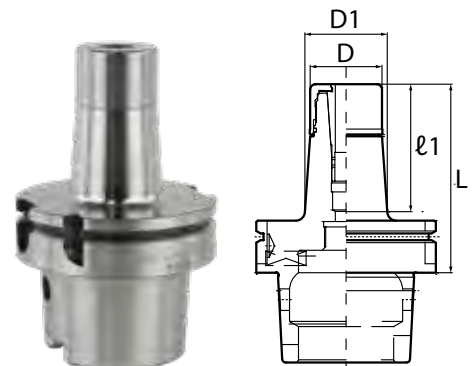
Note: Wrench, Coolant Tubes and Coolant Tube Wrenches are sold separately. See page 74 for more details.



### HSK100A

Part Number	Collet Size	Collet Range	Wrench	L	ℓ1	D	D1	Back-up Screw
<a href="#">HSK100A-VC6-105</a>	VCK6	0.125 - 0.250"	<a href="#">GH10</a>	4.134"	2.795"	1.083"	1.346"	VCG6-8A
<a href="#">HSK100A-VC6-135</a>	VCK6	0.125 - 0.250"	<a href="#">GH10</a>	5.315"	3.976"	1.083"	1.512"	VCG6-8A
<a href="#">HSK100A-VC6-165</a>	VCK6	0.125 - 0.250"	<a href="#">GH10</a>	6.496"	5.157"	1.083"	1.677"	VCG6-8A
<a href="#">HSK100A-VC13-105</a>	VCK13	0.125 - 0.500"	<a href="#">GH16</a>	4.134"	2.795"	1.575"	1.807"	VCG6-8A
<a href="#">HSK100A-VC13-135</a>	VCK13	0.125 - 0.500"	<a href="#">GH16</a>	5.315"	3.976"	1.575"	1.972"	VCG13-15A
<a href="#">HSK100A-VC13-165</a>	VCK13	0.125 - 0.500"	<a href="#">GH16</a>	6.496"	5.157"	1.575"	2.138"	VCG13-15A

Note: Wrench, Coolant Tubes and Coolant Tube Wrenches are sold separately. See page 74 for more details.



VCK Collets  
Page 72



Nut Wrench  
Page 74



Back-up screw  
Page 74




Coolant-thru Nut  
Page 74



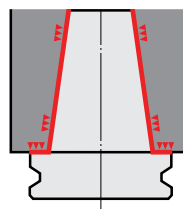
Coolant Tube  
Page 74

## Taper Plus CAT VC Collet Chucks

### Taper Plus Advantages

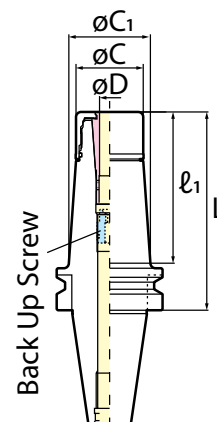


- Outstanding runout accuracy for longer tool life
- Vibration dampening for increased productivity
- High rigidity for smooth and stable cutting
- Interchangeable between standard and dual face contact spindles
- 53% more surface area contact than just the taper alone



### Taper Plus - CAT40 VC6

Part Number	Collet Series	Collet Range	Wrench	L	ℓ1	C	C1	D	Back Up Screw
NCAT40-VC6-60U	VC6	0.125 - 0.250"	<a href="#">GH10</a>	2.362"	0.906"	1.083"	1.083"	0.078 - 0.236"	VCG6-8A
NCAT40-VC6-90U	VC6	0.125 - 0.250"	<a href="#">GH10</a>	3.543"	2.047"	1.083"	1.244"	1.378 - 1.772"	VCG6-8A
NCAT40-VC6-120U	VC6	0.125 - 0.250"	<a href="#">GH10</a>	4.724"	3.228"	1.083"	1.409"	1.378 - 1.772"	VCG6-8A



### Taper Plus - CAT40 VC13

Part Number	Collet Series	Collet Range	Wrench	L	ℓ1	C	C1	D	Back Up Screw
NCAT40-VC13-60U	VC13	0.125 - 0.500"	<a href="#">GH16</a>	2.362"	1.142"	1.575"	1.575"	0.125 - 0.500"	VCG13-15A
NCAT40-VC13-90U	VC13	0.125 - 0.500"	<a href="#">GH16</a>	3.543"	2.756"	1.575"	1.750"	0.125 - 0.500"	VCG13-15A
NCAT40-VC13-120U	VC13	0.125 - 0.500"	<a href="#">GH16</a>	4.724"	3.937"	1.575"	1.750"	0.125 - 0.500"	VCG13-15A

### Taper Plus - CAT50 VC6

Part Number	Collet Series	Collet Range	Wrench	L	ℓ1	C	C1	D	Back Up Screw
NCAT50-VC6-105U	VC6	0.125 - 0.250"	<a href="#">GH10</a>	4.134"	2.559"	1.083"	1.315"	0.078 - 0.236"	VCG6-8A
NCAT50-VC6-135U	VC6	0.125 - 0.250"	<a href="#">GH10</a>	5.315"	3.740"	1.083"	1.480"	0.078 - 0.236"	VCG6-8A
NCAT50-VC6-165U	VC6	0.125 - 0.250"	<a href="#">GH10</a>	6.496"	4.921"	1.083"	1.646"	0.078 - 0.236"	VCG6-8A

### Taper Plus - CAT50 VC13


Part Number	Collet Series	Collet Range	Wrench	L	ℓ1	C	C1	D	Back Up Screw
NCAT50-VC13-105U	VC13	0.125 - 0.500"	<a href="#">GH16</a>	4.134"	2.559"	1.575"	1.773"	0.125 - 0.500"	VCG13-15A
NCAT50-VC13-135U	VC13	0.125 - 0.500"	<a href="#">GH16</a>	5.315"	3.740"	1.575"	1.938"	0.125 - 0.500"	VCG13-15A
NCAT50-VC13-165U	VC13	0.125 - 0.500"	<a href="#">GH16</a>	6.496"	4.921"	1.575"	2.104"	0.125 - 0.500"	VCG13-15A

**Taper Plus Toolholders are interchangeable between Standard and Dual Face Contact spindles for greater flexibility!**

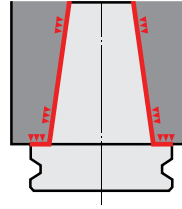


## Taper Plus BT VC Collet Chucks

### Taper Plus Advantages



- Outstanding runout accuracy for longer tool life
- Vibration dampening for increased productivity
- High rigidity for smooth and stable cutting
- Interchangeable between standard and dual face contact spindles
- 53% more surface area contact than just the taper alone

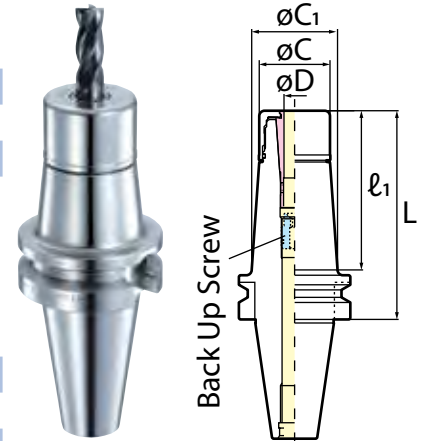


### Taper Plus - BT30 VC6

Part Number	Collet Series	Collet Range	Wrench	L	ℓ1	C	C1	D	Back Up Screw
NBT30-VC6-45	VC6	0.125 - 0.250"	<a href="#">GH10</a>	1.772"	0.906"	1.083"	1.083"	0.078 - 0.236"	VCG6-8A
<a href="#">NBT30-VC6-60</a>	VC6	0.125 - 0.250"	<a href="#">GH10</a>	2.362"	1.378"	1.083"	1.248"	0.078 - 0.236"	VCG6-8A
NBT30-VC6-90	VC6	0.125 - 0.250"	<a href="#">GH10</a>	3.543"	2.559"	1.083"	1.315"	0.078 - 0.236"	VCG6-8A

### Taper Plus - BT30 VC13

Part Number	Collet Series	Collet Range	Wrench	L	ℓ1	C	C1	D	Back Up Screw
NBT30-VC13-60	VC13	0.125 - 0.500"	<a href="#">GH16</a>	2.362"	1.457"	1.575"	1.618"	0.125 - 0.500"	VCG13-15A
NBT30-VC13-90	VC13	0.125 - 0.500"	<a href="#">GH16</a>	3.543"	2.638"	1.575"	1.626"	0.125 - 0.500"	VCG13-15A
NBT30-VC13-120	VC13	0.125 - 0.500"	<a href="#">GH16</a>	4.724"	3.819"	1.575"	1.669"	0.125 - 0.500"	VCG13-15A



### Taper Plus - BT40 VC6

Part Number	Collet Series	Collet Range	Wrench	L	ℓ1	C	C1	D	Back Up Screw
NBT40-VC6-60	VC6	0.125 - 0.250"	<a href="#">GH10</a>	2.362"	1.181"	1.083"	1.181"	0.078 - 0.236"	VCG6-8A
NBT40-VC6-90	VC6	0.125 - 0.250"	<a href="#">GH10</a>	3.543"	2.362"	1.083"	1.287"	0.078 - 0.236"	VCG6-8A
NBT40-VC6-120	VC6	0.125 - 0.250"	<a href="#">GH10</a>	4.724"	3.543"	1.083"	1.453"	0.078 - 0.236"	VCG6-8A
NBT40-VC6-150	VC6	0.125 - 0.250"	<a href="#">GH10</a>	5.906"	4.488"	1.083"	1.750"	0.078 - 0.236"	VCG6-8A

### Taper Plus - BT40 VC13

Part Number	Collet Series	Collet Range	Wrench	L	ℓ1	C	C1	D	Back Up Screw
NBT40-VC13-60	VC13	0.125 - 0.500"	<a href="#">GH16</a>	2.362"	1.220"	1.575"	1.587"	0.125 - 0.500"	VCG13-15A
<a href="#">NBT40-VC13-90</a>	VC13	0.125 - 0.500"	<a href="#">GH16</a>	3.543"	2.362"	1.575"	1.744"	0.125 - 0.500"	VCG13-15A
NBT40-VC13-120	VC13	0.125 - 0.500"	<a href="#">GH16</a>	4.724"	3.543"	1.575"	1.909"	0.125 - 0.500"	VCG13-15A
NBT40-VC13-150	VC13	0.125 - 0.500"	<a href="#">GH16</a>	5.906"	2.362"	1.575"	1.750"	0.125 - 0.500"	VCG13-15A

**Taper Plus Toolholders are interchangeable between Standard and Dual Face Contact spindles for greater flexibility!**



VCK Collets  
Page 72



Nut Wrench  
Page 74



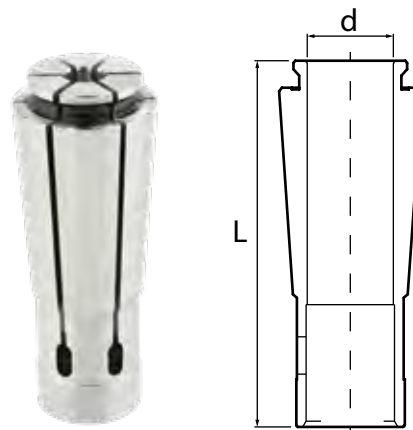
Back-up screw  
Page 74



Coolant-thru Nut  
Page 74



## VCK Collets



### Dimensional Data

Collet Series	L	Collet Range (d)
VCK6	1.567" (39.8mm)	1/8" - 1/4" (2mm - 6mm)
VCK13	2.126" (54mm)	1/8" - 1/2" (3mm - 12mm)

VC Collet Chucks

### VCK6 Collets

Size range: 1/8" - 1/4"

Size range: 2.0 - 6.0mm  
(0.079 - 0.236")

#### Inch

Part Number	Size	Collet Series
<a href="#">VCK6-1/8</a>	1/8"	VCK6
<a href="#">VCK6-3/16</a>	3/16"	VCK6
<a href="#">VCK6-1/4</a>	1/4"	VCK6

#### Metric

Part Number	Size	Collet Series
<a href="#">VCK6-2</a>	2.0mm	VCK6
<a href="#">VCK6-3</a>	3.0mm	VCK6
<a href="#">VCK6-4</a>	4.0mm	VCK6
<a href="#">VCK6-5</a>	5.0mm	VCK6
<a href="#">VCK6-6</a>	6.0mm	VCK6

### VCK13 Collets

Size range: 1/8" - 1/2"

Size range: 3 - 12mm  
(0.118 - 0.472")

#### Inch

Part Number	Size	Collet Series
<a href="#">VCK13-1/8</a>	1/8"	VCK13
<a href="#">VCK13-3/16</a>	3/16"	VCK13
<a href="#">VCK13-1/4</a>	1/4"	VCK13
<a href="#">VCK13-5/16</a>	5/16"	VCK13
<a href="#">VCK13-3/8</a>	3/8"	VCK13
<a href="#">VCK13-7/16</a>	7/16"	VCK13
<a href="#">VCK13-1/2</a>	1/2"	VCK13

#### Metric

Part Number	Size	Collet Series
<a href="#">VCK13-3</a>	3.0mm	VCK13
<a href="#">VCK13-4</a>	4.0mm	VCK13
<a href="#">VCK13-5</a>	5.0mm	VCK13
<a href="#">VCK13-6</a>	6.0mm	VCK13
<a href="#">VCK13-7</a>	7.0mm	VCK13
<a href="#">VCK13-8</a>	8.0mm	VCK13
<a href="#">VCK13-9</a>	9.0mm	VCK13
<a href="#">VCK13-10</a>	10.0mm	VCK13
<a href="#">VCK13-11</a>	11.0mm	VCK13
<a href="#">VCK13-12</a>	12.0mm	VCK13

### Tightening Torque for VC Collet Chucks

Collet Type	Size	Nut Tightening Torque (ft/lbs)	
		< Ø3mm	Ø3 - Ø6mm
VC	VCK6	7-22	22-37
	VCK13	29-55	

## VC Coolant Collet System

Collet Chuck	Collet	Coolant Nut Part Number	Cutting Tool Size	Coolant-Thru Disk Part Number	Slotted Disk Part Number	Disk Wrench Part Number	Blank Disk (machinable) Part Number
VC6	VCK6- range: 2 - 6mm [1/8" - 1/4"]	VCN-6BI	2mm	-	-	SK11-10	SK110-BLANK
			3mm	<a href="#">SK110-3C</a>	<a href="#">SK110-3</a>		
			4mm	<a href="#">SK110-4C</a>	<a href="#">SK110-4</a>		
			5mm	<a href="#">SK110-5C</a>	<a href="#">SK110-5</a>		
			6mm	<a href="#">SK110-6C</a>	<a href="#">SK110-6</a>		
			1/8"	<a href="#">SK110-1/8C</a>	<a href="#">SK110-1/8</a>		
			3/16"	<a href="#">SK110-3/16C</a>	<a href="#">SK110-3/16</a>		
			1/4"	<a href="#">SK110-1/4C</a>	<a href="#">SK110-1/4</a>		
VC13	VCK13- range: 3 - 12mm [1/8" - 1/2"]	VCN-13BI	3mm	-	-	SK11-16	SK116-BLANK
			4mm	-	-		
			5mm	-	-		
			6mm	<a href="#">SK116-6C</a>	<a href="#">SK116-6</a>		
			7mm	-	-		
			8mm	<a href="#">SK116-8C</a>	<a href="#">SK116-8</a>		
			10mm	<a href="#">SK116-10C</a>	<a href="#">SK116-10</a>		
			12mm	<a href="#">SK116-12C</a>	<a href="#">SK116-12</a>		
			1/8"	-	-		
			3/16"	-	-		
			1/4"	<a href="#">SK116-1/4C</a>	<a href="#">SK116-1/4</a>		
			5/16"	<a href="#">SK116-5/16C</a>	<a href="#">SK116-5/16</a>		
			3/8"	<a href="#">SK116-3/8C</a>	<a href="#">SK116-3/8</a>		
			7/16"	<a href="#">SK116-7/16C</a>	<a href="#">SK116-7/16</a>		
1/2"	<a href="#">SK116-1/2C</a>	<a href="#">SK116-1/2</a>					

VC Collet Chucks



VCK Collets  
Page 72



Nut Wrench  
Page 74



Back-up screw  
Page 74



Coolant-thru Nut  
Page 74

## VC Collet Chuck Accessories

### VC Back-up Screw

Part Number	Description
VCG6-8A	use with VC6 chucks
VCG13-15A	use with VC13 chucks



### VC Nuts

Part Number	Description
<a href="#">VCN-6B</a>	Standard Nut for VC6 chucks
<a href="#">VCN-6B1</a>	J Coolant Nut for VC6 chucks
<a href="#">VCN-13B</a>	Standard Nut for VC13 chucks
<a href="#">VCN-13B1</a>	J Coolant Nut for VC13 chucks



### VC Nut Wrenches

Part Number	Description
<a href="#">GH10</a>	VC6 Chuck Wrench
<a href="#">GH16</a>	VC13 Chuck Wrench



### Coolant Tube Wrench

Part Number	Description
<a href="#">HSK40-WRENCH</a>	Wrench for HSK40 Coolant Tube
<a href="#">HSK63-WRENCH</a>	Wrench for HSK63 Coolant Tube
<a href="#">HSK100-WRENCH</a>	Wrench for HSK100 Coolant Tube



### Coolant Tube

Part Number	Description
<a href="#">HSK40-TUBE</a>	Coolant Tube for HSK40 holders
<a href="#">HSK63-TUBE</a>	Coolant Tube for HSK63 holders
<a href="#">HSK100-TUBE</a>	Coolant Tube for HSK100 holders





MMC Collet Chucks





## MMC Collet Chuck Features

### Accuracy in Small Diameter Cutting

The Mini-Mini Chuck (MMC) features a slim and compact body for precision machining with small diameter tools (up to 0.5"). It is an ideal toolholder for high-speed machining applications where clearance is needed.



### High-Speed, High-Precision: Max. 30,000 RPM (balanced at G2.5)

- Precision ground and pre-balanced, ensuring accuracy and reliability during high-speed operations.
- Most flexible Collet Chuck for machining Die Mold, Aerospace, and Medical parts by providing both clearance and accuracy.

### High Runout Accuracy

- Within 0.00012" at 4 times the diameter of the cutting tool!

### Coolant-thru Capabilities



### Easy-to-use draw-in collet clamping mechanism

Clamp/unclamp with just a wrench!

"A" type Mini-Mini Collet Chuck



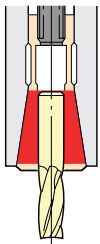
Standard type Mini-Mini Collet Chuck



### Slim, Compact Nose and Front Clamping

No collet nut required! An internal draw-in collet clamping mechanism results in strong, high-precision gripping and allows for a slim nose that can access hard to reach areas.

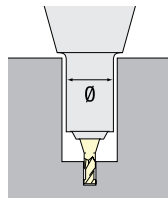
### Slim and compact nose with strong gripping at nose



MMC 4:  $\varnothing$  15mm (0.591")

MMC 8:  $\varnothing$  20mm (0.787")

MMC 12:  $\varnothing$  30mm (1.181")



## CAT MMC Collet Chucks



**T.I.R.:** <.00012" or better



**Speed:** up to 30,000 RPM



**Set-up:** quick and easy to operate



**Coolant-Thru:** thru-tool coolant



Milling



Reaming



Drilling



Tapping

- No nut required.
- Slim, compact nose front clamping allows for greater rigidity and precision gripping.
- High concentricity and repeatability.
- Easy-to-use draw-in collet clamping pulled by standard side wrench.
- Pre-balanced for high-speed applications.

Please note that the maximum RPM listed may vary depending on the toolholder shank, weight, balanceability and the G rating.

### CAT40

Part Number	Collet Series	Collet Range	Wrench	L	L1	D
CAT40-MMC4-90U	MPK4	1/16 - 3/32" (1 - 4mm)	Wrench-ALLEN6	3.543"	1.181"	0.591"
CAT40-MMC8C-85U-A*	VMK8	1/8 - 3/8" (2 - 8mm)	Wrench-THEX5	3.287"	1.476"	0.787"
CAT40-MMC8C-90U	VMK8	1/8 - 3/8" (2 - 8mm)	Wrench-ALLEN6	3.543"	1.299"	0.787"
CAT40-MMC8C-120U-A*	VMK8	1/8 - 3/8" (2 - 8mm)	Wrench-THEX5	4.724"	1.574"	0.787"
CAT40-MMC8C-120U	VMK8	1/8 - 3/8" (2 - 8mm)	Wrench-ALLEN6	4.724"	1.574"	0.787"
CAT40-MMC12C-90U	VMK12	3/16 - 1/2" (4 - 12mm)	Wrench-ALLEN6	3.543"	1.378"	1.181"
CAT40-MMC12C-120U	VMK12	3/16 - 1/2" (4 - 12mm)	Wrench-ALLEN6	4.724"	2.362"	1.181"

Notes:

- \*Wrench included with holder except for A-type holders.
- \*"A" denotes collet is drawn directly from the rear of the holder by a bolt.



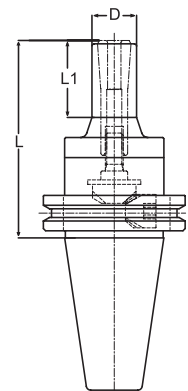
Wrench-THEX5



Wrench-ALLEN6



Available in **TAPER PLUS**  
Dual-taper and flange contact



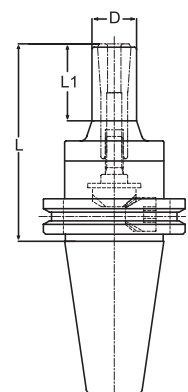
### CAT50

Part Number	Collet Series	Collet Range	Wrench	L	L1	D
CAT50-MMC4-105U	MPK4	1/16 - 3/32" (1 - 4mm)	Wrench-ALLEN6	4.134"	1.181"	0.591"
CAT50-MMC8C-105U	VMK8	1/8 - 3/8" (2 - 8mm)	Wrench-ALLEN6	4.134"	1.299"	0.787"
CAT50-MMC8C-135U	VMK8	1/8 - 3/8" (2 - 8mm)	Wrench-ALLEN6	5.315"	1.574"	0.787"
CAT50-MMC8C-165U	VMK8	1/8 - 3/8" (2 - 8mm)	Wrench-ALLEN6	6.496"	1.574"	0.787"
CAT50-MMC12C-105U	VMK12	3/16 - 1/2" (4 - 12mm)	Wrench-ALLEN6	4.134"	1.378"	1.181"
CAT50-MMC12C-135U	VMK12	3/16 - 1/2" (4 - 12mm)	Wrench-ALLEN6	5.315"	2.362"	1.181"
CAT50-MMC12C-165U	VMK12	3/16 - 1/2" (4 - 12mm)	Wrench-ALLEN6	6.496"	2.756"	1.181"

Note: Wrench included with holder.



Wrench-ALLEN6



MMC Collet Chucks



MPK & VMK Collets  
Page 82



Tool Jaw  
Page 234



Retention Knobs  
Page 229

## BT MMC Collet Chucks

- No nut required.
- Slim, compact nose front clamping allows for greater rigidity and precision gripping.
- High concentricity and repeatability.
- Easy-to-use draw-in collet clamping pulled by standard side wrench.
- Pre-balanced for high-speed applications.



**T.I.R.:** <.00012" or better



**Speed:** up to 30,000 RPM



**Set-up:** quick and easy to operate



**Coolant-Thru:** thru-tool coolant



Milling



Reaming



Drilling



Tapping

Please note that the maximum RPM listed in our catalog may vary depending on the toolholder shank, weight, balanceability and the G rating.

### BT30

Part Number	Collet Series	Collet Range	Wrench	L	L1	D
BT30-MMC4-105	MPK4	1/16 - 3/32" (1 - 4mm)	Wrench-ALLEN6	4.134"	1.181"	0.591"
BT30-MMC8C-75-A*	VMK8	1/8 - 3/8" (2 - 8mm)	Wrench-THEX5	2.893"	1.476"	0.787"
BT30-MMC12-105	VMK12	3/16 - 1/2" (4 - 12mm)	Wrench-ALLEN6	4.134"	1.378"	1.181"

Notes:

- \*Wrench included with holder except for A-type holders.
- \*"A" denotes collet is drawn directly from the rear of the holder by a bolt.



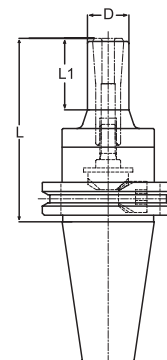
Wrench-THEX5



Wrench-ALLEN6



Available in  
**TAPER PLUS**  
Dual-taper and flange contact



### BT40

Part Number	Collet Series	Collet Range	Wrench	L	L1	D
BT40-MMC4-90	MPK4	1/16 - 3/32" (1 - 4mm)	Wrench-ALLEN6	3.543"	1.181"	0.591"
BT40-MMC8C-90	VMK8	1/8 - 3/8" (2 - 8mm)	Wrench-ALLEN6	3.543"	1.417"	0.787"
BT40-MMC8C-120	VMK8	1/8 - 3/8" (2 - 8mm)	Wrench-ALLEN6	4.724"	1.693"	0.787"
BT40-MMC12C-90	VMK12	3/16 - 1/2" (4 - 12mm)	Wrench-ALLEN6	3.543"	1.378"	1.181"
BT40-MMC12C-120	VMK12	3/16 - 1/2" (4 - 12mm)	Wrench-ALLEN6	4.724"	2.362"	1.181"

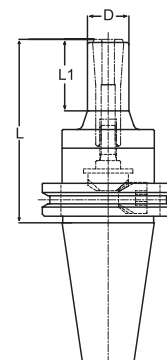
Note: Wrench included with holder.



Wrench-ALLEN6



Available in  
**TAPER PLUS**  
Dual-taper and flange contact



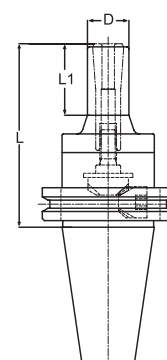
### BT50

Part Number	Collet Series	Collet Range	Wrench	L	L1	D
BT50-MMC4-105	MPK4	1/16 - 3/32" (1 - 4mm)	Wrench-ALLEN6	4.134"	1.181"	0.591"
BT50-MMC8C-105	VMK8	1/8 - 3/8" (2 - 8mm)	Wrench-ALLEN6	4.134"	1.417"	0.787"
BT50-MMC8C-135	VMK8	1/8 - 3/8" (2 - 8mm)	Wrench-ALLEN6	5.315"	1.693"	0.787"
BT50-MMC8C-165	VMK8	1/8 - 3/8" (2 - 8mm)	Wrench-ALLEN6	6.496"	1.693"	0.787"
BT50-MMC12C-105	VMK12	3/16 - 1/2" (4 - 12mm)	Wrench-ALLEN6	4.134"	1.378"	1.181"
BT50-MMC12C-135	VMK12	3/16 - 1/2" (4 - 12mm)	Wrench-ALLEN6	5.315"	2.362"	1.181"
BT50-MMC12C-165	VMK12	3/16 - 1/2" (4 - 12mm)	Wrench-ALLEN6	6.496"	2.756"	1.181"

Note: Wrench included with holder.



Wrench-ALLEN6



MPK & VMK Collets  
Page 82



Tool Jaw  
Page 234



Retention Knobs  
Page 229

## HSK MMC Collet Chucks



**T.I.R.:** <.00012" or better



**Speed:** up to 30,000 RPM



**Set-up:** quick and easy to operate



**Coolant-Thru:** thru-tool coolant



Milling



Reaming



Drilling



Tapping

- No nut required.
- Slim, compact nose front clamping allows for greater rigidity and precision gripping.
- High concentricity and repeatability.
- Easy-to-use draw-in collet clamping pulled by standard side wrench.
- Pre-balanced for high-speed applications.

Please note that the maximum RPM listed in our catalog may vary depending on the toolholder shank, weight, balanceability and the G rating.

### HSK63A/100A

Part Number	Collet Series	Collet Range	Wrench	L	L1	D
HSK63A-MMC8C-115	VMK8	1/8 - 3/8" (2 - 8mm)	Wrench-ALLEN6	4.528"	1.299"	0.787"
HSK63A-MMC12C-110-A*	VMK12	3/16 - 1/2" (4 - 12mm)	Wrench-THEX6	4.331"	1.417"	1.181"
HSK63A-MMC12C-117	VMK12	3/16 - 1/2" (4 - 12mm)	Wrench-ALLEN6	4.606"	1.417"	1.181"
HSK100A-MMC8C-130	VMK8	1/8 - 3/8" (2 - 8mm)	Wrench-ALLEN6	5.118"	1.299"	0.787"
HSK100A-MMC12C-130	VMK12	3/16 - 1/2" (4 - 12mm)	Wrench-ALLEN6	5.118"	1.417"	1.181"

Notes:

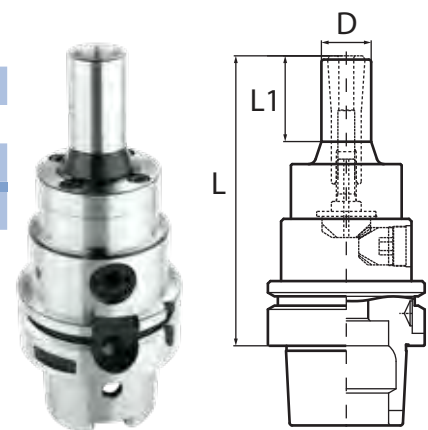
- \*Wrench included with holder except for A-type holders.
- \*"A" denotes collet is drawn directly from the rear of the holder by a bolt.
- Coolant Tube and Wrench are sold separately (HSK63-TUBE/HSK63-WRENCH).



Wrench-THEX5



Wrench-ALLEN6



### HSK63F

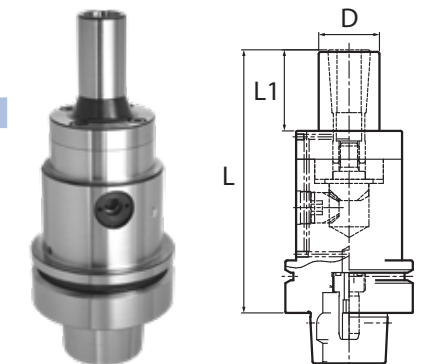
Part Number	Collet Series	Collet Range	Wrench	L	L1	D
HSK63F-MMC8C-127	VMK8	1/8 - 3/8" (2 - 8mm)	Wrench-ALLEN6	5.000"	1.299"	0.787"
HSK63F-MMC12C-129	VMK12	3/16 - 1/2" (4 - 12mm)	Wrench-ALLEN6	5.078"	1.417"	1.181"

Notes:

- Wrench included with holder.
- Coolant tube and wrench are sold separately (HSK63-TUBE/HSK63-WRENCH).



Wrench-ALLEN6



### Coolant Tube Wrench for HSK Holders

Part Number	Description
<a href="#">HSK63-WRENCH</a>	Wrench for HSK63 Coolant Tube
<a href="#">HSK100-WRENCH</a>	Wrench for HSK100 Coolant Tube

Note: Coolant tube wrenches are needed to remove or install coolant tubes in HSK toolholders.



### Coolant Tube for HSK Holders

Part Number	Description
<a href="#">HSK63-TUBE</a>	Coolant Tube for HSK63 Holders
<a href="#">HSK100-TUBE</a>	Coolant Tube for HSK100 Holders





## Straight Shank MMC Collet Chucks

- No nut required.
- Slim, compact nose front clamping allows for greater rigidity and precision gripping.
- High concentricity and repeatability.
- Easy-to-use draw-in collet clamping pulled by standard side wrench.
- Pre-balanced for high-speed applications.



**T.I.R.:** <.00012" or better



**Speed:** up to 30,000 RPM



**Set-up:** quick and easy to operate



**Coolant-Thru:** thru-tool coolant



Milling



Reaming



Drilling



Tapping

Please note that the maximum RPM listed in our catalog may vary depending on the toolholder shank, weight, balanceability and the G rating.

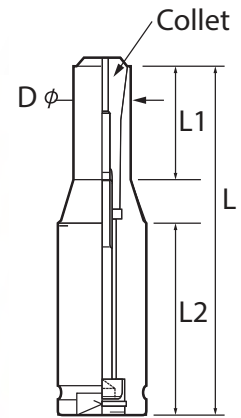
### STRAIGHT SHANK

Part Number	Collet Series	Collet Range	Wrench	L	L1	L2	D
<a href="#">K3/4-MMC8C-100</a>	VMK8	1/8 - 3/8" (2 - 8mm)	Wrench-ALLEN6	3.937"	0.787"	3.149"	0.787"
<a href="#">K1 1/4-MMC8C-122</a>	VMK8	1/8 - 3/8" (2 - 8mm)	Wrench-ALLEN6	4.803"	1.574"	2.637"	0.787"
<a href="#">K1 1/4-MMC8C-160</a>	VMK8	1/8 - 3/8" (2 - 8mm)	Wrench-ALLEN6	6.299"	1.574"	2.637"	0.787"

Note: Wrench included with holder.




Wrench-ALLEN6

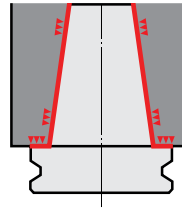


## Taper Plus CAT & BT MMC Collet Chucks

### Taper Plus Advantages

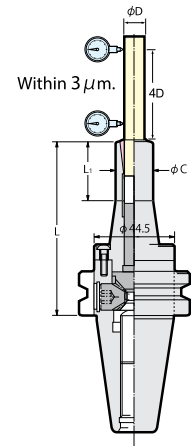


- Outstanding runout accuracy for longer tool life
- Vibration dampening for increased productivity
- High rigidity for smooth and stable cutting
- Interchangeable between standard and dual face contact spindles
- 53% more surface area contact than just the taper alone



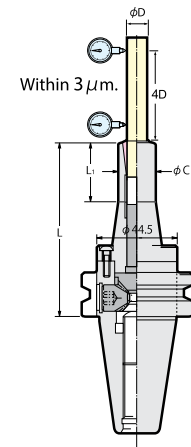
### Taper Plus - CAT40

Part Number	Collet Series	Collet Range	L	L1	C
NCAT40-MMC8C-90	VMK8	1/8 - 3/8" (2 - 8mm)	3.543"	1.299"	0.787"
NCAT40-MMC12C-90	VMK12	3/16 - 1/2" (4 - 12mm)	3.543"	1.378"	1.181"



### Taper Plus - BT30

Part Number	Collet Series	Collet Range	L	L1	C
NBT30-MMC8C-105	VMK8	1/8 - 3/8" (2 - 8mm)	4.134"	1.417"	0.787"
NBT30-MMC12C-105	VMK12	3/16 - 1/2" (4 - 12mm)	4.134"	1.378"	1.181"



### Taper Plus - BT40


Part Number	Collet Series	Collet Range	L	L1	C
NBT40-MMC8C-90	VMK8	1/8 - 3/8" (2 - 8mm)	3.543"	1.417"	0.787"
NBT40-MMC12C-90	VMK12	3/16 - 1/2" (4 - 12mm)	3.543"	1.378"	1.181"

## MMC Collets

### Coolant Collets

Part Number	Collet Series	Size
MPK4-1/16	MPK4	1/16"
MPK4-3/32	MPK4	3/32"
MPK4-1	MPK4	1.0mm
MPK4-1.5	MPK4	1.5mm
MPK4-2	MPK4	2.0mm
MPK4-2.5	MPK4	2.5mm
MPK4-3	MPK4	3.0mm
MPK4-3.5	MPK4	3.5mm
MPK4-4	MPK4	4.0mm

Note: MMC collets have minimal collapsibility. Highest accuracy and rigidity can be achieved when using cutting tools as close to nominal value as possible.



Part Number	Collet Series	Size	Part Number	Collet Series	Size
<a href="#">VMK8-1/8</a>	VMK8	1/8"	<a href="#">VMK12-3/16</a>	VMK12	3/16"
<a href="#">VMK8-3/16</a>	VMK8	3/16"	<a href="#">VMK12-1/4</a>	VMK12	1/4"
<a href="#">VMK8-1/4</a>	VMK8	1/4"	<a href="#">VMK12-5/16</a>	VMK12	5/16"
<a href="#">VMK8-5/16</a>	VMK8	5/16"	<a href="#">VMK12-3/8</a>	VMK12	3/8"
<a href="#">VMK8-3/8</a>	VMK8	3/8"	<a href="#">VMK12-7/16</a>	VMK12	7/16"
VMK8-2	VMK8	2.0mm	<a href="#">VMK12-1/2</a>	VMK12	1/2"
<a href="#">VMK8-3</a>	VMK8	3.0mm	VMK12-4	VMK12	4.0mm
VMK8-4	VMK8	4.0mm	VMK12-5	VMK12	5.0mm
VMK8-5	VMK8	5.0mm	<a href="#">VMK12-6</a>	VMK12	6.0mm
<a href="#">VMK8-6</a>	VMK8	6.0mm	VMK12-8	VMK12	8.0mm
<a href="#">VMK8-8</a>	VMK8	8.0mm	<a href="#">VMK12-10</a>	VMK12	10.0mm
<a href="#">VMK8-10</a>	VMK8	10.0mm	<a href="#">VMK12-12</a>	VMK12	12.0mm

### Features

- Coolant Collets are mechanically sealing.
- No additional accessories are required to make these collets coolant-thru the tool capable.
- 1000 psi high-pressure coolant capable.



### Slotted Collets

Part Number	Collet Series	Size	Part Number	Collet Series	Size
<a href="#">VMK8-1/8J</a>	VMK8	1/8"	<a href="#">VMK12-3/16J</a>	VMK12	3/16"
<a href="#">VMK8-3/16J</a>	VMK8	3/16"	<a href="#">VMK12-1/4J</a>	VMK12	1/4"
<a href="#">VMK8-1/4J</a>	VMK8	1/4"	<a href="#">VMK12-5/16J</a>	VMK12	5/16"
<a href="#">VMK8-5/16J</a>	VMK8	5/16"	<a href="#">VMK12-3/8J</a>	VMK12	3/8"
<a href="#">VMK8-3/8J</a>	VMK8	3/8"	<a href="#">VMK12-7/16J</a>	VMK12	7/16"
VMK8-2J	VMK8	2.0mm	<a href="#">VMK12-1/2J</a>	VMK12	1/2"
<a href="#">VMK8-3J</a>	VMK8	3.0mm	<a href="#">VMK12-4J</a>	VMK12	4.0mm
<a href="#">VMK8-4J</a>	VMK8	4.0mm	VMK12-5J	VMK12	5.0mm
<a href="#">VMK8-5J</a>	VMK8	5.0mm	<a href="#">VMK12-6J</a>	VMK12	6.0mm
<a href="#">VMK8-6J</a>	VMK8	6.0mm	VMK12-8J	VMK12	8.0mm
<a href="#">VMK8-8J</a>	VMK8	8.0mm	<a href="#">VMK12-10J</a>	VMK12	10.0mm
VMK8-10J	VMK8	10.0mm	<a href="#">VMK12-12J</a>	VMK12	12.0mm

### Features

- Collet slots allow coolant to be supplied directly to the periphery of the cutting tool.
- During pocket milling operations, coolant along the periphery of the cutting tool will also help flush out chips.





Shrink Fit





**Specifications & Equipment**

**THE INDUSTRY'S HIGHEST QUALITY SHRINK FIT LINE**

- High Speed: shrinking from 2 to 7 seconds
- Flexible Range: shrinking from 0.079" to 1.575" (2 to 40mm)

**Remotely controlled**

- Compatible with Start.2 & Fi-6
- Shrink and Cooling unit linked and controlled by 1 pendant!

**High Speed Cooling Unit!**

Cools tools less than 2 minutes with standard shop air pressure!

Cooling system **compatible with all cutting tool geometries** to optimize cooling time cycle (3° slope, 4.5° slope, cylindrical)

**Auto shank size detection** for ease of use

Air cooling unit

Operating instructions

**Inductor rotates 180°** to allow easy removal of broken tools

Storage space for chuck holders

**Start.2**

UPGRADABILITY

220V - Standard  
440V - Optional

**Fi-6**

220V - Standard  
440V - Optional

Storage space for inductor and cooling stop rings

AFTER SALES-SERVICE

OPTION

**Removable electronics**

- Compatible with Start.2 & Fi-6
- Unique slide-out Control Module allows for easy access and repair



Scan here to see our Start.2 video!

**Shrink and unshrink any type of tools and cutters**

- Steel, HSS, Carbide, Heavy Metal, Powdered Metal, Shrink Fit extensions and reductions (Tool Shank must have h6 tolerance)

Registered models – Registered patents  
Subject to change without notice.



## Specifications & Equipment

Functions	Start.2	Fi-6
<b>Specifications</b>	PART NUMBER: SF-START2-UNIT	PART NUMBER: SF-FI6-UNIT
Automatic tool size detection within the range of each inductor ring	■	■
Rapid heating cycle prevents heat transfer damage to the cutting tool and toolholder	■	■
Self regulated heating cycle allows for safe operation	■	■
Automatic or manual shrinking cycle time	■	■
Shrinking Ø 2 to Ø 40mm (.079"-1.575") with the same inductor	■	■
Large 64mm (2.52") inductor diameter provides flexibility for small to large cutting tools	■	■
Remote control pendant for ergonomic operation	■	■
Unique slide out control module allows for easy access and repair	■	■
Inductor rotates 180 degrees for broken cutter removal	■	■
Cooling system for the electronic board to allow high-speed shrinking		■
Power supply 400-480V/14kW/50-60Hz/3 phase	■	■
Power supply 200-240V/14kW/50-60Hz/3 phase	■	■
<b>Equipment</b>		
1 air cooling unit (70-90 PSI)	■	
2 air cooling units (70-90 PSI)	□	■
Shrinking of cutting diameters larger than shank diameters	□	□
Shrinking system for reductions	□	□
Back stop presetting unit	□	□
Storage space for chuck holders	■	■
Storage space for inductor stop rings and cooling stop rings	■	■
Storage space for cooling stop rings	□	



Back stop presetting to determine the tool gauge before shrinking

■ : Standard    □ : Option

## Shrink Fit Equipment



### START.2 SHRINK FIT UNIT

- The world's easiest shrink machine to operate.
- Provided with accessories for shrinking 0.079" - 1.575" (Ø 2 to Ø 40mm).
- Compact and Ergonomic Design.
- 1 cooling unit included, optional 2nd cooling unit can be connected.
- Shrink machine unit net weight - 41.9 lbs. (19 kg)



Storage Racks  
(INCLUDED)



### COOLING UNIT

- Rapid Cooling - Tapered internal design allows for even distribution of high pressure air.
- Provided with accessories for cooling 0.079" - 1.575" (Ø 2 to Ø 40mm).
- Compressed air supply: 70 to 90 psi.
- Equipped with a filter and a pressure-reducing gauge to regulate the pressure and the air flow.
- Weight: 11 lbs. (5 kg)

Shrink Fit

### FI-6 SHRINK FIT UNIT


- **Fi-6 - speed and safety in one**  
Speed - multiple cooling units to support high quantity tool assembly  
Safety - Guide Rail prevents operator from handling hot tools
- **The electronic board is cooled to allow high-speed shrinking.**
- Provided with accessories for shrinking & cooling 0.079" - 1.575" (Ø 2 to Ø 40mm).
- **Dimensions:**  
 Length = 30.90" (785mm)  
 Depth = 20.08" (510mm)  
 Height = 34.45" (875mm)
- **Weight** (options excluded): 143.3 lbs. (65 kg)



### PRESETTING UNIT (OPTIONAL)

- For length presetting
- For Fi-6 shrink fit unit only
- Accuracy: ± 0,050mm
- Repeatability: ± 0,020mm
- Capability: tool shank 0.24" - 1.26" (Ø 6 to Ø 32mm)





## Shrink Fit Unit Packages

### START.2 Shrink Fit Package *(accessories included)*

#### **INCLUDES:**


SHRINK UNIT



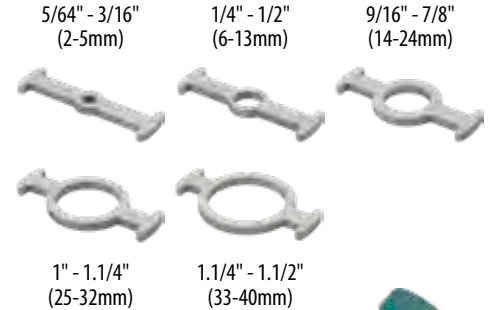
COOLING UNIT



5 PIECE INDUCTION RING SET



5 PIECE COOLING BRACKET SET



STORAGE RACKS



CHUCK HOLDERS

(CAT40/50, BT30-50, HSK63-100)



### Fi-6 Shrink Fit Package *(accessories included)*

#### **INCLUDES:**

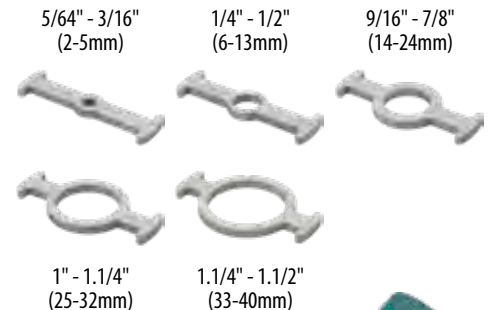
SHRINK UNIT



5 PIECE INDUCTION RING SET



5 PIECE COOLING BRACKET SET



STORAGE RACKS



CHUCK HOLDERS

(CAT40/50, BT30-50, HSK63-100)





**CAT40 Shrink Fit Holders**

- Excellent surface finish, extreme gripping and ideal for high-speed applications
- Pre-balanced for up to 20,000 RPM
- Increase cutting tool life, material removal rate and workpiece accuracy



**T.I.R.:** 0.0002" or better



**Speed:** up to 20,000 RPM



**Set-up:** quick and easy to operate



**Coolant-Thru:** center-thru/DIN Form B



Milling



Drilling

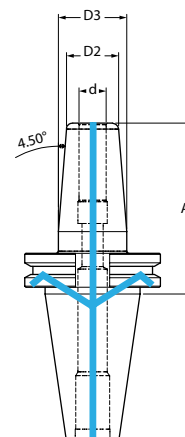


Reaming

Please note that the maximum RPM listed in our catalog may vary depending on the toolholder shank, weight, balanceability and the G rating.

**STANDARD**

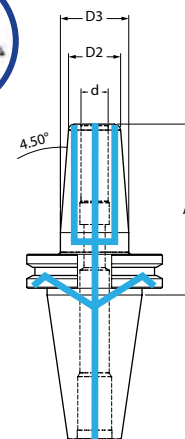
Part Number	d	A	D2	D3
CAT40-SF0250-3.15	1/4"	3.15"	0.83"	1.06"
CAT40-SF0375-3.15	3/8"	3.15"	0.94"	1.26"
CAT40-SF0500-3.15	1/2"	3.15"	0.94"	1.26"
CAT40-SF0625-3.15	5/8"	3.15"	1.06"	1.34"
CAT40-SF0750-3.15	3/4"	3.15"	1.30"	1.65"
CAT40-SF1000-3.94	1"	3.94"	1.73"	2.09"
CAT40-SF6-80	6mm	3.15"	0.83"	1.06"
CAT40-SF8-80	8mm	3.15"	0.83"	1.06"
CAT40-SF10-80	10mm	3.15"	0.94"	1.26"
CAT40-SF12-80	12mm	3.15"	0.94"	1.26"
CAT40-SF16-80	16mm	3.15"	1.06"	1.34"
CAT40-SF20-80	20mm	3.15"	1.30"	1.65"
CAT40-SF25-100	25mm	3.94"	1.73"	2.09"
CAT40-SF32-100	32mm	3.94"	1.73"	2.09"



**Standard - DIN AD+B  
(DIN Form B and Center Thru Coolant Capable)**

**STANDARD COOLANT PORTED**

Part Number	d	A	D2	D3
CAT40-SF0250-3.15CP	1/4"	3.15"	0.83"	1.06"
CAT40-SF0375-3.15CP	3/8"	3.15"	0.94"	1.26"
CAT40-SF0500-3.15CP	1/2"	3.15"	0.94"	1.26"
CAT40-SF0625-3.15CP	5/8"	3.15"	1.06"	1.34"
CAT40-SF0750-3.15CP	3/4"	3.15"	1.30"	1.65"
CAT40-SF1000-3.94CP	1"	3.94"	1.73"	2.09"
CAT40-SF8-80CP	8mm	3.15"	0.83"	1.06"
CAT40-SF10-80CP	10mm	3.15"	0.94"	1.26"
CAT40-SF12-80CP	12mm	3.15"	0.94"	1.26"
CAT40-SF16-80CP	16mm	3.15"	1.06"	1.34"
CAT40-SF20-80CP	20mm	3.15"	1.30"	1.65"
CAT40-SF25-100CP	25mm	3.94"	1.73"	2.09"



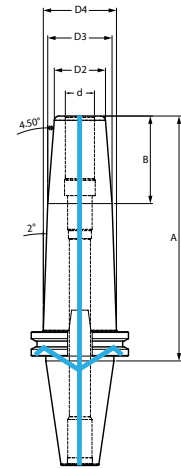
**Coolant Port Option - DIN AD+B  
(DIN Form B and Center Thru Coolant Capable)**

## CAT40 Shrink Fit Holders



### EXTENDED

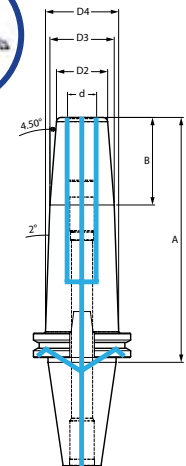
Part Number	d	A	D2	D3	D4	B
CAT40-SF0250-6.30	1/4"	6.30"	0.83"	1.06"	1.35"	1.50"
CAT40-SF0375-6.30	3/8"	6.30"	0.94"	1.26"	1.51"	2.00"
CAT40-SF0500-6.30	1/2"	6.30"	0.94"	1.26"	1.51"	2.00"
CAT40-SF0625-6.30	5/8"	6.30"	1.06"	1.34"	1.60"	1.75"
CAT40-SF0750-6.30	3/4"	6.30"	1.30"	1.65"	1.88"	2.25"
CAT40-SF1000-6.30	1"	6.30"	1.73"	2.09"	2.32"	2.25"
CAT40-SF6-160	6mm	6.30"	0.83"	1.06"	1.35"	1.50"
CAT40-SF8-160	8mm	6.30"	0.83"	1.06"	1.35"	1.50"
CAT40-SF10-160	10mm	6.30"	0.94"	1.26"	1.51"	2.00"
CAT40-SF12-160	12mm	6.30"	0.94"	1.26"	1.51"	2.00"
CAT40-SF16-160	16mm	6.30"	1.06"	1.34"	1.60"	1.75"
CAT40-SF20-160	20mm	6.30"	1.30"	1.65"	1.88"	2.26"
CAT40-SF25-160	25mm	6.30"	1.73"	2.09"	2.32"	2.25"



**Extended - DIN AD+B**  
(DIN Form B and Center Thru Coolant Capable)

### EXTENDED COOLANT PORTED

Part Number	d	A	D2	D3	D4	B
CAT40-SF0250-6.30CP	1/4"	6.30"	0.83"	1.06"	1.35"	1.50"
CAT40-SF0375-6.30CP	3/8"	6.30"	0.94"	1.26"	1.51"	2.00"
CAT40-SF0500-6.30CP	1/2"	6.30"	0.94"	1.26"	1.51"	2.00"
CAT40-SF0625-6.30CP	5/8"	6.30"	1.06"	1.34"	1.60"	1.75"
CAT40-SF0750-6.30CP	3/4"	6.30"	1.30"	1.65"	1.88"	2.25"
CAT40-SF1000-6.30CP	1"	6.30"	1.73"	2.09"	2.32"	2.25"
CAT40-SF8-160CP	8mm	6.30"	0.83"	1.06"	1.35"	1.50"
CAT40-SF10-160CP	10mm	6.30"	0.94"	1.26"	1.51"	2.00"
CAT40-SF12-160CP	12mm	6.30"	0.94"	1.26"	1.51"	2.00"
CAT40-SF16-160CP	16mm	6.30"	1.06"	1.34"	1.60"	1.75"
CAT40-SF20-160CP	20mm	6.30"	1.30"	1.65"	1.88"	2.26"
CAT40-SF25-160CP	25mm	6.30"	1.73"	2.09"	2.32"	2.25"



**Coolant Port Option - DIN AD+B**  
(DIN Form B and Center Thru Coolant Capable)

**CAT50 Shrink Fit Holders**

- Excellent surface finish, extreme gripping and ideal for high-speed applications
- Pre-balanced for up to 20,000 RPM
- Increase cutting tool life, material removal rate and workpiece accuracy



**T.I.R.:** 0.0002" or better



**Speed:** up to 20,000 RPM



**Set-up:** quick and easy to operate



**Coolant-Thru:** center-thru/DIN Form B



Milling



Drilling

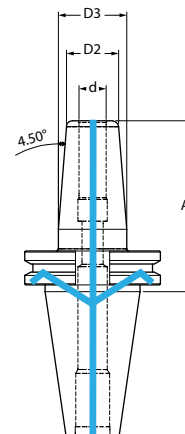


Reaming

Please note that the maximum RPM listed in our catalog may vary depending on the toolholder shank, weight, balanceability and the G rating.

**STANDARD**

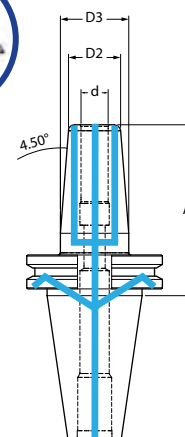
Part Number	d	A	D2	D3
CAT50-SF0250-3.15	1/4"	3.15"	0.83"	1.06"
CAT50-SF0375-3.15	3/8"	3.15"	0.94"	1.26"
CAT50-SF0500-3.15	1/2"	3.15"	0.94"	1.26"
CAT50-SF0625-3.15	5/8"	3.15"	1.06"	1.34"
CAT50-SF0750-3.15	3/4"	3.15"	1.30"	1.65"
CAT50-SF1000-3.94	1"	3.94"	1.73"	2.09"
CAT50-SF1250-3.94	1.1/4"	3.94"	1.73"	2.09"
CAT50-SF3-80	3mm	3.15"	0.39"	0.71"
CAT50-SF6-80	6mm	3.15"	0.83"	1.06"
CAT50-SF8-80	8mm	3.15"	0.83"	1.06"
CAT50-SF10-80	10mm	3.15"	0.94"	1.26"
CAT50-SF12-80	12mm	3.15"	0.94"	1.26"
CAT50-SF16-80	16mm	3.15"	1.06"	1.34"
CAT50-SF20-80	20mm	3.15"	1.30"	1.65"
CAT50-SF25-100	25mm	3.94"	1.73"	2.09"
CAT50-SF32-100	32mm	3.94"	1.73"	2.09"




**Standard - DIN AD+B**  
(DIN Form B and Center Thru Coolant Capable)

**STANDARD COOLANT PORTED**

Part Number	d	A	D2	D3
CAT50-SF0250-3.15CP	1/4"	3.15"	0.83"	1.06"
CAT50-SF0375-3.15CP	3/8"	3.15"	0.94"	1.26"
CAT50-SF0500-3.15CP	1/2"	3.15"	0.94"	1.26"
CAT50-SF0625-3.15CP	5/8"	3.15"	1.06"	1.34"
CAT50-SF0750-3.15CP	3/4"	3.15"	1.30"	1.65"
CAT50-SF1000-3.94CP	1"	3.94"	1.73"	2.09"
CAT50-SF1250-3.94CP	1.1/4"	3.94"	1.73"	2.09"
CAT50-SF8-80CP	8mm	3.15"	0.83"	1.06"
CAT50-SF10-80CP	10mm	3.15"	0.94"	1.26"
CAT50-SF12-80CP	12mm	3.15"	0.94"	1.26"
CAT50-SF16-80CP	16mm	3.15"	1.06"	1.34"
CAT50-SF20-80CP	20mm	3.15"	1.30"	1.65"
CAT50-SF25-100CP	25mm	3.94"	1.73"	2.09"
CAT50-SF32-100CP	32mm	3.94"	1.73"	2.09"



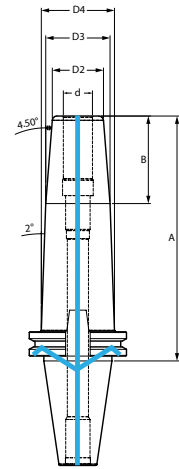
**Coolant Port Option - DIN AD+B**  
(DIN Form B and Center Thru Coolant Capable)



## CAT50 Shrink Fit Holders

### EXTENDED

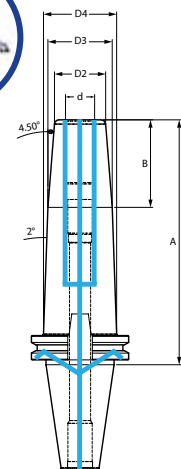
Part Number	d	A	D2	D3	D4	B
CAT50-SF0125-6.30	1/8"	6.30"	0.39"	0.71"	0.95"	2.00"
CAT50-SF0250-6.30	1/4"	6.30"	0.83"	1.06"	1.35"	1.50"
CAT50-SF0375-6.30	3/8"	6.30"	0.94"	1.26"	1.51"	2.00"
CAT50-SF0500-6.30	1/2"	6.30"	0.94"	1.26"	1.51"	2.00"
CAT50-SF0625-6.30	5/8"	6.30"	1.06"	1.34"	1.60"	1.75"
CAT50-SF0750-6.30	3/4"	6.30"	1.30"	1.65"	1.88"	2.25"
CAT50-SF1000-6.30	1"	6.30"	1.73"	2.09"	2.32"	2.25"
CAT50-SF1250-6.30	1 1/4"	6.30"	1.73"	2.09"	2.32"	2.25"
CAT50-SF6-160	6mm	6.30"	0.83"	1.06"	1.35"	1.50"
CAT50-SF8-160	8mm	6.30"	0.83"	1.06"	1.35"	1.50"
CAT50-SF10-160	10mm	6.30"	0.94"	1.26"	1.51"	2.00"
CAT50-SF12-160	12mm	6.30"	0.94"	1.26"	1.51"	2.00"
CAT50-SF16-160	16mm	6.30"	1.06"	1.34"	1.60"	1.75"
CAT50-SF20-160	20mm	6.30"	1.30"	1.65"	1.88"	2.25"
CAT50-SF25-160	25mm	6.30"	1.73"	2.09"	2.32"	2.25"



Extended - DIN AD+B  
(DIN Form B and Center Thru Coolant Capable)

### EXTENDED COOLANT PORTED

Part Number	d	A	D2	D3	D4	B
CAT50-SF0250-6.30CP	1/4"	6.30"	0.83"	1.06"	1.35"	1.50"
CAT50-SF0375-6.30CP	3/8"	6.30"	0.94"	1.26"	1.51"	2.00"
CAT50-SF0500-6.30CP	1/2"	6.30"	0.94"	1.26"	1.51"	2.00"
CAT50-SF0625-6.30CP	5/8"	6.30"	1.06"	1.34"	1.60"	1.75"
CAT50-SF0750-6.30CP	3/4"	6.30"	1.30"	1.65"	1.88"	2.25"
CAT50-SF1000-6.30CP	1"	6.30"	1.73"	2.09"	2.32"	2.25"
CAT50-SF1250-6.30CP	1 1/4"	6.30"	1.73"	2.09"	2.32"	2.25"
CAT50-SF8-160CP	8mm	6.30"	0.83"	1.06"	1.35"	1.50"
CAT50-SF10-160CP	10mm	6.30"	0.94"	1.26"	1.51"	2.00"
CAT50-SF12-160CP	12mm	6.30"	0.94"	1.26"	1.51"	2.00"
CAT50-SF16-160CP	16mm	6.30"	1.06"	1.34"	1.60"	1.75"
CAT50-SF20-160CP	20mm	6.30"	1.30"	1.65"	1.88"	2.25"
CAT50-SF25-160CP	25mm	6.30"	1.73"	2.09"	2.32"	2.25"



Coolant Port Option - DIN AD+B  
(DIN Form B and Center Thru Coolant Capable)



# HSK63A Shrink Fit Holders

- Excellent surface finish, extreme gripping and ideal for high-speed applications
- Pre-balanced for up to 20,000 RPM
- Increase cutting tool life, material removal rate and workpiece accuracy



**T.I.R.:** 0.0002" or better



**Speed:** up to 20,000 RPM



**Set-up:** quick and easy to operate



**Coolant-Thru:** center-thru



Milling



Drilling

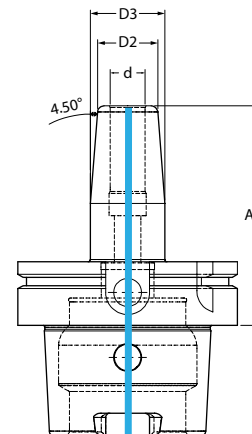


Reaming

Please note that the maximum RPM listed in our catalog may vary depending on the toolholder shank, weight, balanceability and the G rating.

## STANDARD

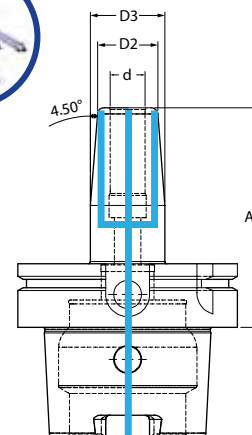
Part Number	d	A	D2	D3
H63A-SF0250-3.15	1/4"	3.15"	0.79"	1.06"
H63A-SF0375-3.35	3/8"	3.35"	0.94"	1.26"
H63A-SF0500-3.54	1/2"	3.54"	0.94"	1.26"
H63A-SF0625-3.74	5/8"	3.74"	1.06"	1.34"
H63A-SF0750-3.94	3/4"	3.94"	1.30"	1.65"
H63A-SF1000-4.53	1"	4.53"	1.73"	2.09"
H63A-SF6-80	6mm	3.15"	0.79"	1.06"
H63A-SF8-80	8mm	3.15"	0.79"	1.06"
H63A-SF10-85	10mm	3.35"	0.94"	1.26"
H63A-SF12-90	12mm	3.54"	0.94"	1.26"
H63A-SF16-95	16mm	3.74"	1.06"	1.34"
H63A-SF20-100	20mm	3.94"	1.30"	1.65"
H63A-SF25-115	25mm	4.53"	1.73"	2.09"



Standard - DIN69893A / DIN 69882-8

## STANDARD COOLANT PORTED

Part Number	d	A	D2	D3
<a href="#">H63A-SF0250-3.15CP</a>	1/4"	3.15"	0.79"	1.06"
<a href="#">H63A-SF0375-3.35CP</a>	3/8"	3.35"	0.94"	1.26"
<a href="#">H63A-SF0500-3.54CP</a>	1/2"	3.54"	0.94"	1.26"
<a href="#">H63A-SF0625-3.74CP</a>	5/8"	3.74"	1.06"	1.34"
<a href="#">H63A-SF0750-3.94CP</a>	3/4"	3.94"	1.30"	1.65"
<a href="#">H63A-SF1000-4.53CP</a>	1"	4.53"	1.73"	2.09"
<a href="#">H63A-SF8-80CP</a>	8mm	3.15"	0.79"	1.06"
<a href="#">H63A-SF10-85CP</a>	10mm	3.35"	0.94"	1.26"
<a href="#">H63A-SF12-90CP</a>	12mm	3.54"	0.94"	1.26"
<a href="#">H63A-SF16-95CP</a>	16mm	3.74"	1.06"	1.34"
<a href="#">H63A-SF20-100CP</a>	20mm	3.94"	1.30"	1.65"
<a href="#">H63A-SF25-115CP</a>	25mm	4.53"	1.73"	2.09"



Coolant Port Option - DIN69893A / DIN 69882-8

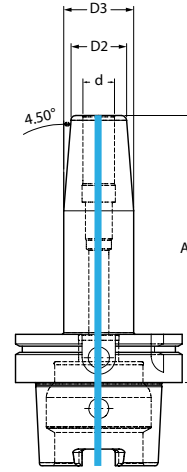
Note: Coolant tube and coolant wrench not included. Please see page 95 for more details.

## HSK63A Shrink Fit Holders



### EXTENDED

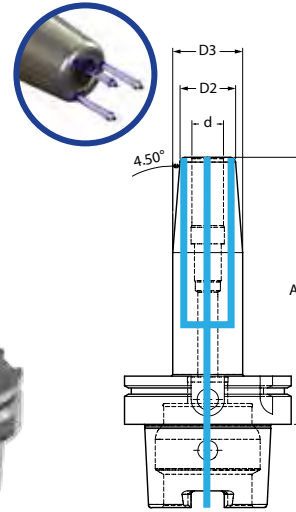
Part Number	d	A	D2	D3
H63A-SF0250-6.30	1/4"	6.30"	0.79"	1.06"
H63A-SF0375-6.30	3/8"	6.30"	0.95"	1.26"
H63A-SF0500-6.30	1/2"	6.30"	0.95"	1.26"
H63A-SF0625-6.30	5/8"	6.30"	1.06"	1.34"
H63A-SF0750-6.30	3/4"	6.30"	1.30"	1.65"
H63A-SF1000-6.30	1"	6.30"	1.73"	2.07"
H63A-SF6-160	6mm	6.30"	0.79"	1.06"
H63A-SF8-160	8mm	6.30"	0.79"	1.06"
H63A-SF10-160	10mm	6.30"	0.94"	1.26"
H63A-SF12-160	12mm	6.30"	0.94"	1.26"
H63A-SF16-160	16mm	6.30"	1.06"	1.34"
H63A-SF20-160	20mm	6.30"	1.30"	1.65"
H63A-SF25-160	25mm	6.30"	1.73"	2.07"



Extended - DIN69893A / DIN 69882-8

### EXTENDED COOLANT PORTED

Part Number	d	A	D2	D3
<a href="#">H63A-SF0250-6.30CP</a>	1/4"	6.30"	0.79"	1.06"
<a href="#">H63A-SF0375-6.30CP</a>	3/8"	6.30"	0.95"	1.26"
<a href="#">H63A-SF0500-6.30CP</a>	1/2"	6.30"	0.95"	1.26"
<a href="#">H63A-SF0625-6.30CP</a>	5/8"	6.30"	1.06"	1.34"
<a href="#">H63A-SF0750-6.30CP</a>	3/4"	6.30"	1.30"	1.65"
<a href="#">H63A-SF1000-6.30CP</a>	1"	6.30"	1.73"	2.07"
<a href="#">H63A-SF8-160CP</a>	8mm	6.30"	0.79"	1.06"
<a href="#">H63A-SF10-160CP</a>	10mm	6.30"	0.94"	1.26"
<a href="#">H63A-SF12-160CP</a>	12mm	6.30"	0.94"	1.26"
<a href="#">H63A-SF16-160CP</a>	16mm	6.30"	1.06"	1.34"
<a href="#">H63A-SF20-160CP</a>	20mm	6.30"	1.30"	1.65"
<a href="#">H63A-SF25-160CP</a>	25mm	6.30"	1.73"	2.07"



Coolant Port Option - DIN69893A / DIN 69882-8

Note: Coolant tube and coolant wrench not included. Please see page 95 for more details.

# HSK100A Shrink Fit Holders

- Excellent surface finish, extreme gripping and ideal for high-speed applications
- Pre-balanced for up to 20,000 RPM
- Increase cutting tool life, material removal rate and workpiece accuracy



**T.I.R.:** 0.0002" or better



**Speed:** up to 20,000 RPM



**Set-up:** quick and easy to operate



**Coolant-Thru:** center-thru



Milling



Drilling

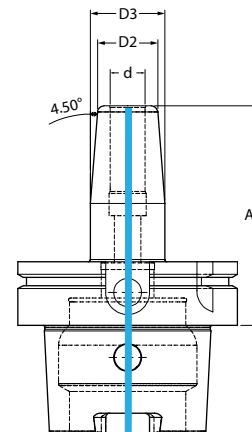


Reaming

Please note that the maximum RPM listed in our catalog may vary depending on the toolholder shank, weight, balanceability and the G rating.

## STANDARD

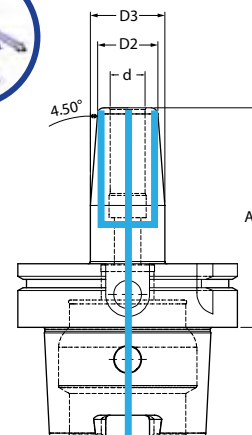
Part Number	d	A	D2	D3
H100A-SF0250-3.54	1/4"	3.54"	0.83"	1.14"
H100A-SF0375-3.54	3/8"	3.54"	0.94"	1.26"
H100A-SF0500-3.74	1/2"	3.74"	0.94"	1.26"
H100A-SF0625-3.94	5/8"	3.94"	1.06"	1.34"
H100A-SF0750-4.13	3/4"	4.13"	1.30"	1.65"
H100A-SF1000-4.53	1"	4.53"	1.73"	2.09"
H100A-SF1250-4.72	1.1/4"	4.72"	1.73"	2.09"
H100A-SF6-85	6mm	3.35"	0.83"	1.06"
H100A-SF10-90	10mm	3.54"	0.94"	1.26"
H100A-SF12-95	12mm	3.74"	0.94"	1.26"
H100A-SF16-100	16mm	3.94"	1.06"	1.34"
H100A-SF20-105	20mm	4.13"	1.30"	1.65"
H100A-SF25-115	25mm	4.53"	1.73"	2.09"
H100A-SF32-120	32mm	4.72"	1.73"	2.09"



Standard - DIN69893A / DIN 69882-8

## STANDARD COOLANT PORTED

Part Number	d	A	D2	D3
<a href="#">H100A-SF0250-3.54CP</a>	1/4"	3.54"	0.83"	1.14"
<a href="#">H100A-SF0375-3.54CP</a>	3/8"	3.54"	0.94"	1.26"
<a href="#">H100A-SF0500-3.74CP</a>	1/2"	3.74"	0.94"	1.26"
<a href="#">H100A-SF0625-3.94CP</a>	5/8"	3.94"	1.06"	1.34"
<a href="#">H100A-SF0750-4.13CP</a>	3/4"	4.13"	1.30"	1.65"
<a href="#">H100A-SF1000-4.53CP</a>	1"	4.53"	1.73"	2.09"
<a href="#">H100A-SF1250-4.72CP</a>	1.1/4"	4.72"	1.73"	2.09"
<a href="#">H100A-SF10-90CP</a>	10mm	3.54"	0.94"	1.26"
<a href="#">H100A-SF12-95CP</a>	12mm	3.74"	0.94"	1.26"
<a href="#">H100A-SF16-100CP</a>	16mm	3.94"	1.06"	1.34"
<a href="#">H100A-SF20-105CP</a>	20mm	4.13"	1.30"	1.65"
<a href="#">H100A-SF25-115CP</a>	25mm	4.53"	1.73"	2.09"
<a href="#">H100A-SF32-120CP</a>	32mm	4.72"	1.73"	2.09"



Coolant Port Option - DIN69893A / DIN 69882-8

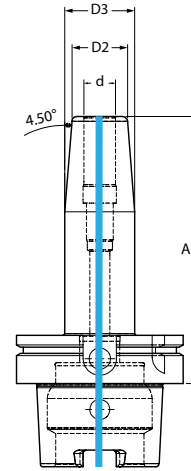
Note: Coolant tube and coolant wrench not included. Please see page 95 for more details.

## HSK100A Shrink Fit Holders



### EXTENDED

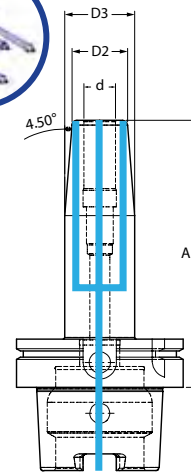
Part Number	d	A	D2	D3
H100A-SF0250-6.30	1/4"	6.30"	0.83"	1.06"
H100A-SF0375-6.30	3/8"	6.30"	0.94"	1.26"
H100A-SF0500-6.30	1/2"	6.30"	0.94"	1.26"
H100A-SF0625-6.30	5/8"	6.30"	1.06"	1.34"
H100A-SF0750-6.30	3/4"	6.30"	1.30"	1.65"
H100A-SF1000-6.30	1"	6.30"	1.73"	2.09"
H100A-SF1250-6.30	1.1/4"	6.30"	1.73"	2.09"
H100A-SF6-160	6mm	6.30"	0.83"	1.06"
H100A-SF10-160	10mm	6.30"	0.94"	1.26"
H100A-SF12-160	12mm	6.30"	0.94"	1.26"
H100A-SF16-160	16mm	6.30"	1.06"	1.34"
H100A-SF20-160	20mm	6.30"	1.30"	1.65"
H100A-SF25-160	25mm	6.30"	1.73"	2.09"
H100A-SF32-160	32mm	6.30"	1.73"	2.09"



Extended - DIN69893A / DIN 69882-8

### EXTENDED COOLANT PORTED

Part Number	d	A	D2	D3
<a href="#">H100A-SF0250-6.30CP</a>	1/4"	6.30"	0.83"	1.06"
<a href="#">H100A-SF0375-6.30CP</a>	3/8"	6.30"	0.94"	1.26"
<a href="#">H100A-SF0500-6.30CP</a>	1/2"	6.30"	0.94"	1.26"
<a href="#">H100A-SF0625-6.30CP</a>	5/8"	6.30"	1.06"	1.34"
<a href="#">H100A-SF0750-6.30CP</a>	3/4"	6.30"	1.30"	1.65"
<a href="#">H100A-SF1000-6.30CP</a>	1"	6.30"	1.73"	2.09"
<a href="#">H100A-SF1250-6.30CP</a>	1.1/4"	6.30"	1.73"	2.09"
<a href="#">H100A-SF10-160CP</a>	10mm	6.30"	0.94"	1.26"
<a href="#">H100A-SF12-160CP</a>	12mm	6.30"	0.94"	1.26"
<a href="#">H100A-SF16-160CP</a>	16mm	6.30"	1.06"	1.34"
<a href="#">H100A-SF20-160CP</a>	20mm	6.30"	1.30"	1.65"
<a href="#">H100A-SF25-160CP</a>	25mm	6.30"	1.73"	2.09"
<a href="#">H100A-SF32-160CP</a>	32mm	6.30"	1.73"	2.09"



Coolant Port Option - DIN69893A / DIN 69882-8

Note: Coolant tube and coolant wrench not included.

### Coolant Tube Wrench for HSK Holders

Part Number	Description
<a href="#">HSK63-WRENCH</a>	Wrench for HSK63 Coolant Tube
<a href="#">HSK100-WRENCH</a>	Wrench for HSK100 Coolant Tube



### Coolant Tube for HSK Holders

Part Number	Description
<a href="#">HSK63-TUBE</a>	Coolant Tube for HSK63 holder
<a href="#">HSK100-TUBE</a>	Coolant Tube for HSK100 holder



Note: Coolant Tube Wrenches are needed to remove or install coolant tubes in HSK toolholders.



## IN-DEPTH TRAINING AND LIVE DEMOS IN UNDER 30 MINUTES:



- > Receive in-depth training on our Shrink Fit products to help maximize your productivity.
- > Find out how Lyndex-Nikken's engineering, service group and product managers can further support your applications.



### THE INDUSTRY'S HIGHEST QUALITY SHRINK FIT LINE

- *High Speed: shrinking from 2 to 7 seconds*
- *Flexible Range: shrinking from 2 to 40mm (0.078" to 1.575")*

**To schedule a demo, contact your Lyndex-Nikken  
Regional Sales Manager OR send an e-mail to:  
[solutionselling@lyndexnikken.com](mailto:solutionselling@lyndexnikken.com)**



Phone: (847) 367-4800



Email: [sales@lyndexnikken.com](mailto:sales@lyndexnikken.com)



[www.lyndexnikken.com](http://www.lyndexnikken.com)

Connect with us on our  
social media channels!





## Milling Chuck Features

Nikken is the inventor of the original Milling Chuck (U.S. Patent 7018919). Since its introduction in 1963, Nikken has sold over 3,000,000 Milling Chucks worldwide and never stopped improving upon its original design. Featuring multi-roller bearings, spiral coolant slots, and a heavy-duty nut, the Milling Chuck is the most reliable and powerful toolholder available.



**STRONGEST  
MECHANICALLY  
GRIPPING HOLDER  
IN THE WORLD!**



### Construction and Design



Forged Nickel Chrome Molybdenum 4340 ground on taper and base.




Staggered, coated steel cage packs 140% more needle rollers than competitors. This provides more gripping power. The retainer is NOT made of phosphor bronze, but rather of special steel which will never break.



Thick nut exerts immense gripping strength by collapsing tight taper on the mill chuck body.



Solid 1-piece base and thick wall provides rigidity for heavy machining.



Inner bore coolant slots project coolant at 2 degrees, assuring high pressure and volume of coolant during high RPM operations.



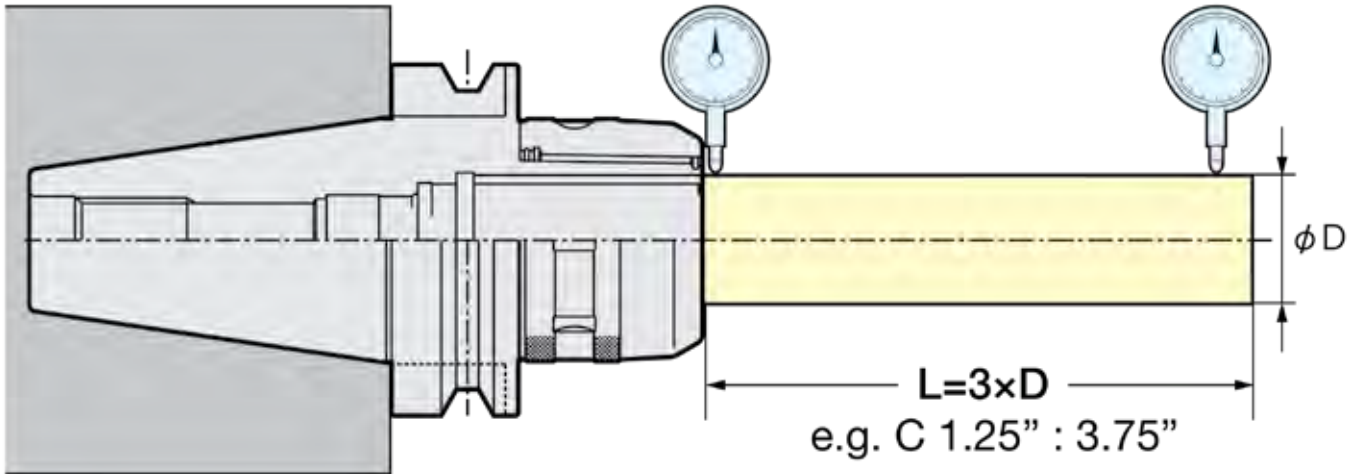
All milling chucks are cryogenically treated after heat treatment to stabilize concentrations of carbon. This prevents deformation and cracking when under stress for the life of the toolholder.

Milling Chuck Features



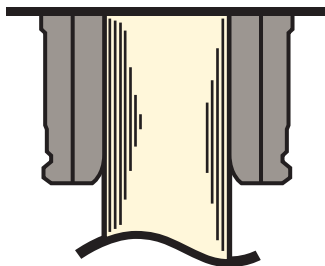
Superior Run Out Accuracy

Within 0.0002"

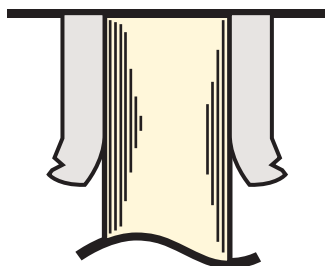


- Flange and taper grinding allow smooth and precise chucking of tool, resulting in minimal T.I.R.
- 0.0002 at 3.75" from the nose—guaranteed

STRONGEST Grip in the World  
UP TO 3,500 ft-lbs.!



NIKKEN Milling Chuck



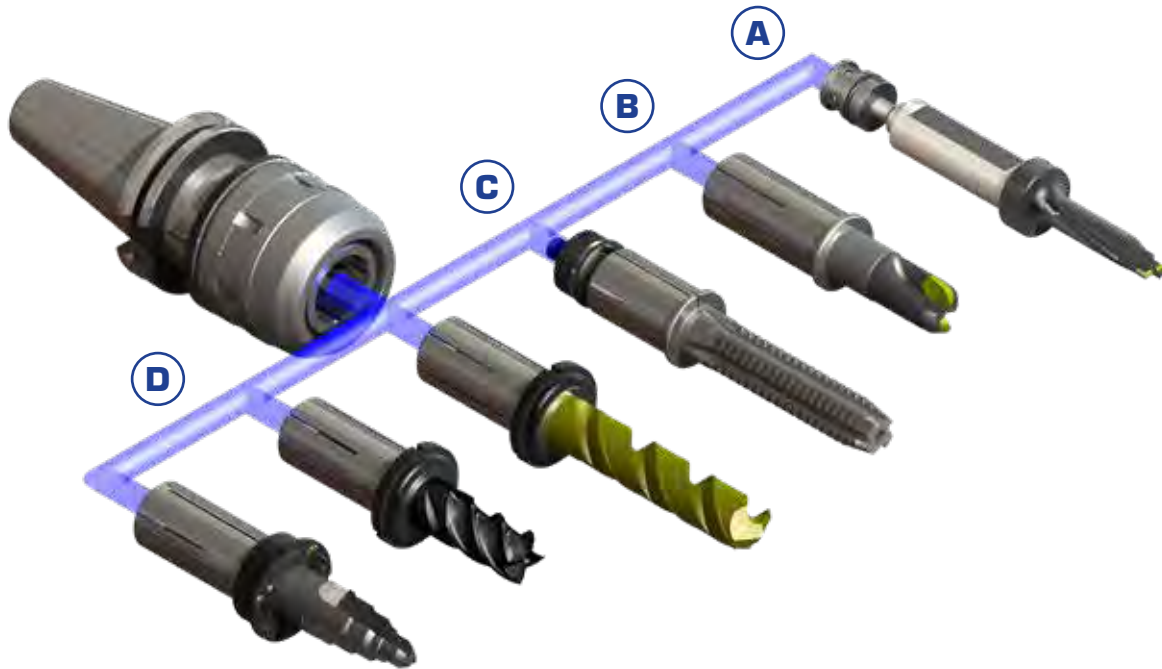
OTHER Milling Chuck

Nikken's patented Milling Chuck design allows clamping force to be dispersed evenly around the entire cutting tool shank. Gripping force up to 3,500 ft-lbs. can be applied ensuring optimal cutting performance and rigidity.



## Milling Chuck Collet System

Nikken Milling Chuck Collets are designed to ensure uniform fit around the cutting tool shank. This provides maximum gripping power as well as concentric positioning of the cutting tool. All Milling Chuck Collets will surpass the precision and rigidity of traditional collet chuck systems if the cutting tool shank tolerance is guaranteed to be h6 or better.



**A**



### Direct Coolant Plug (thru-tool)

- By combining a backup screw and coolant plug in one, the inner diameter of the milling chuck can be used with or without coolant
- Coolant through cutter ports can easily be sealed by an o-ring located at the face of the coolant plug
- 1200 PSI capable
- Excellent for high torque deep drilling
- Available for inch and metric shanks

**B**



### KM Collet

- High Precision KM reduction collets extend the chucking flexibility of the milling chuck. All inch and metric standard sizes can be held by the same toolholder.
- Can be used in conjunction with a coolant back up screw for high pressure (1200 PSI) applications.

**C**



### NK Collet

- High precision inch and metric NK reduction collets extend the chucking flexibility of the milling chuck and offer a built in back up screw for repeatability when replacing cutters.
- Easy set up since the NK fits directly into the inner diameter of the milling chuck.



## Milling Chuck Coolant Collet System

D



### CCK Collet: Coolant-Thru

- High Pressure coolant application through existing slots
- CCK reduction collets offers flexibility to hold both metric and inch standard shanks
- Straight collet design eliminates taper tolerance variation between mating surfaces
- Many options available to configure how coolant is expelled
- CCK collets are designed with an internal coolant groove that helps channel high pressure coolant to the periphery of your cutter without any reduction of gripping strength and T.I.R. accuracy



### Coolant-Thru Nut: CKFN-C

When paired with the Nikken Milling Chuck Coolant Collet (CCK), the Coolant-Thru Nut forms a complete seal around the cutting tool. This forms an ideal combination for Coolant-Thru cutting tools.

- Internal durable O-ring seals for high pressure (750 PSI)
- Prevents swarf and chips from packing on the collet face
- Available for inch and metric shanks

*Both the Coolant Collet and the Coolant-Thru Nut must be ordered on size for each cutting tool (see pages 115-116 for sizes and part numbers).*



### Slotted Nut: CKFN

When paired with the Nikken Milling Chuck Coolant Collet (CCK), the Slotted Nut allows coolant to travel down the shank of the cutting tool to the cutting edge. This combination is ideal for non Coolant-Thru cutting tools.

- 3 angled slots keeps high pressure coolant (up to 1200 PSI) aimed toward the periphery of the cutter, even at high RPM
- Helps remove chips during deep pocketing applications
- Available for inch and metric shanks

*Both the Coolant Collet and the Slotted Nut must be ordered on size for each cutting tool (see pages 115-116 for sizes and part numbers).*



### Slotted Nut: CKFN-MN

- 3 adjustable nozzles help channel high pressure coolant to different cutter points (up to 750 PSI)
- Excellent for tools with multiple cutter points
- Available for inch and metric shanks

**Why Upgrade to the Nikken Milling Chuck?**

The Nikken Milling Chuck is a renowned universal toolholder that has proven its efficiency for years all over the world. Featuring a revolutionary design and collet system, the Nikken Milling Chuck allows for high-speed applications up to 20,000 RPM and offers incredible benefits compared to standard End Mill Holders such as higher accuracy and higher rigidity.

See below to find out what makes our Nikken Milling Chuck the best choice for any milling application.


**Lyndex-Nikken  
Milling Chuck**

**End Mill Holder**

AT3 or better taper tolerance


AT4 taper tolerance

- Most powerful collet chuck in the world
- Symmetrical design—pre-balanced body and nut allow the milling chuck to operate beyond 20,000 RPM
- Outside bearing nut mechanically induces tight taper of the milling chuck to evenly collapse onto the cutting shank for high precision T.I.R.
- 6 angled coolant slots are standard, providing high pressure and high volume of coolant directed toward the periphery of the cutting tool



- 120 year-old concept for holding tools
- Non-symmetrical design creates imbalance
- Requires tools with Weldon flats which create further imbalance
- Set screw shifts cutter off center which creates unacceptable run-out for precision milling
- Coolant slots are optional and are not large enough to create high volume of cutting fluid under high pressure applications

## Taper Plus - Dual Contact Toolholders



Look for the Taper Plus logo for dual-taper and flange contact availability.

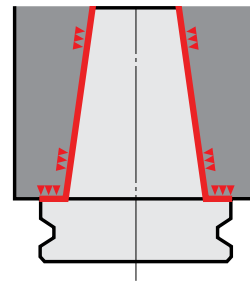
### DUAL Taper & Flange Contact Advantages

- High Rigidity for smooth and stable cutting
- Vibration Dampening for increased productivity
- Outstanding Runout Accuracy for longer tool life
- Interchangeable between Standard and Dual Face Contact spindles for greater flexibility

### The Power of the Dampening Effect

Taper and Flange Contact establishes 53.3% more surface area contact than just the taper alone, creating a dampening effect that eliminates chatter and vibration.

With the additional flange contact becoming a supportive cantilever, cutting rigidity is highly improved.



CAT/BT Dual Face Contact Spindle + Taper Plus Toolholder

### High Quality Taper Grinding

AT3 or better taper tolerance.

- All 40 taper tool angles are manufactured within  $\pm 0.0011$  degrees angular tolerance
- Largest diameter of taper (where rigidity is established) is held within  $\pm 80$  millionths (.00008")
- Precision ground taper ensures 80% or better taper contact





## CAT Milling Chucks

- Nikken patented design
- Nut body contact, nose clamping and anti-vibration mechanism
- Thick body and internal slots provide extremely strong chucking torque and rigidity
- Quiet and stable heavy milling
- 140% more bearing surface than competitors' milling chucks



**T.I.R.:** <0.0002" at 3xD



**Speed:** up to 20,000 RPM



**Set-up:** quick and easy



**Coolant-Thru:** thru-tool coolant



Milling



Drilling



Tapping



Reaming

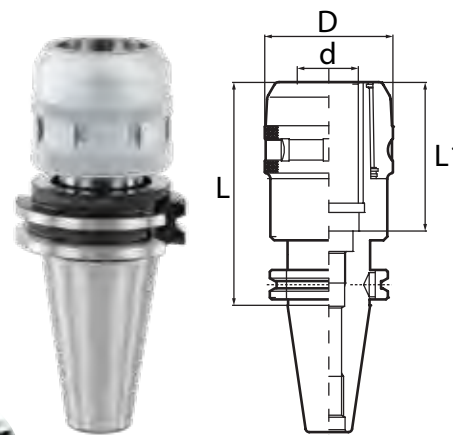
Please note that the maximum RPM listed in our catalog may vary depending on the toolholder shank, weight, balanceability and the G rating.

### CAT40

Part Number	Collet Size	Clamping Range	Spanner Wrench	d	L	L1	D
CAT40-C3/4-70U-IDU*	KM3/4	0.125 - 0.750"	<a href="#">9HC22</a>	0.750"	2.755"	3.149"	2.027"
CAT40-C3/4-85U-IDU	KM3/4	0.125 - 0.750"	<a href="#">9HC22</a>	0.750"	3.346"	3.149"	2.027"
CAT40-C3/4-105U-IDU	KM3/4	0.125 - 0.750"	<a href="#">9HC22</a>	0.750"	4.133"	3.149"	2.047"
CAT40-C3/4-120U-IDU	KM3/4	0.125 - 0.750"	<a href="#">9HC22</a>	0.750"	4.724"	3.149"	2.027"
CAT40-C1-85U-IDU	KM1	0.125 - 1.000"	<a href="#">9HC25</a>	1.000"	3.346"	3.149"	2.342"
CAT40-C1-105U-IDU	KM1	0.125 - 1.000"	<a href="#">9HC25</a>	1.000"	4.133"	3.149"	2.342"
CAT40-C1.1/4-85U-IDU**	KM1-1/4	0.187 - 1.250"	<a href="#">9HC32</a>	1.250"	3.346"	3.031"	2.519"
CAT40-C1.1/4SL-105U-IDU	KM1-1/4	0.187 - 1.250"	<a href="#">9HC32</a>	1.250"	4.133"	3.031"	2.716"
CAT40-C1.1/4SL-120U-IDU	KM1-1/4	0.187 - 1.250"	<a href="#">9HC32</a>	1.250"	4.724"	3.149"	2.716"
CAT40-C32-105U-IDU	KM32	6 - 32mm	<a href="#">9HC32</a>	32mm	4.133"	3.031"	2.519"

Note:

- Spanner wrench not included.
- \*CAT40-C3/4-70U Milling Chuck does not have safety recess.
- \*\*Coolant-Thru nut and slotted nut will not fit CAT40-C1.1/4-85U (old generation)



Available in **TAPER PLUS** Dual-taper and flange contact

### CAT50

Part Number	Collet Size	Clamping Range	Spanner Wrench	d	L	L1	D
CAT50-C3/4-105U-IDU	KM3/4	0.125 - 0.750"	<a href="#">9HC22</a>	0.750"	4.133"	3.149"	2.027"
CAT50-C3/4-135U-IDU	KM3/4	0.125 - 0.750"	<a href="#">9HC22</a>	0.750"	5.314"	3.149"	2.027"
CAT50-C3/4-165U-IDU	KM3/4	0.125 - 0.750"	<a href="#">9HC22</a>	0.750"	6.496"	3.149"	2.027"
CAT50-C1-105U-IDU	KM1	0.125 - 1.000"	<a href="#">9HC25</a>	1.000"	4.133"	3.149"	2.342"
CAT50-C1-135U-IDU	KM1	0.125 - 1.000"	<a href="#">9HC25</a>	1.000"	5.314"	3.149"	2.342"
CAT50-C1.1/4-90U-IDU	KM1-1/4	0.187 - 1.250"	<a href="#">9HC32</a>	1.250"	3.543"	4.133"	2.716"
CAT50-C1.1/4-105U-IDU	KM1-1/4	0.187 - 1.250"	<a href="#">9HC32</a>	1.250"	4.133"	4.133"	2.716"
CAT50-C1.1/4-135U-IDU	KM1-1/4	0.187 - 1.250"	<a href="#">9HC32</a>	1.250"	5.314"	4.133"	2.716"
CAT50-C1.1/4-165U-IDU	KM1-1/4	0.187 - 1.250"	<a href="#">9HC32</a>	1.250"	6.496"	4.133"	2.716"
CAT50-C32-105U-IDU	KM32	6 - 32mm	<a href="#">9HC32</a>	32mm	4.133"	4.133"	2.716"
CAT50-C32-165U-IDU	KM32	6 - 32mm	<a href="#">9HC32</a>	32mm	6.496"	4.133"	2.716"
CAT50-C2-125U-IDU	KM2	1.000 - 2.000"	<a href="#">9HC50</a>	2.000"	4.921"	3.228"	4.133"

Note: Spanner wrench not included.



Available in **TAPER PLUS** Dual-taper and flange contact



KM & NK Collets  
Pages 113-114



Spanner Wrench  
Page 117



Back-Up Screw  
Page 117



Coolant-Thru & Slotted Nuts  
Page 115-116

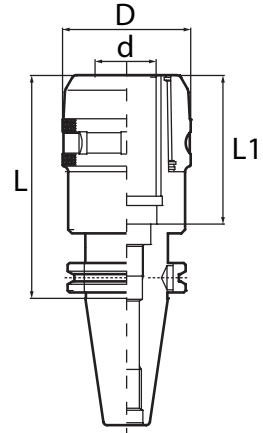
## CAT Milling Chucks



### CAT40 - DIN

Part Number	Collet Size	Clamping Range	Spanner Wrench	d	L	L1	D
CAT40-C3/4F-85U	KM3/4	0.125-0.750"	<a href="#">9HC22</a>	0.750"	3.346"	3.149"	2.047"
CAT40-C3/4F-105U	KM3/4	0.125-0.750"	<a href="#">9HC22</a>	0.750"	4.133"	3.149"	2.047"
CAT40-C1F-105U	KM1	0.125-1.000"	<a href="#">9HC25</a>	1.000"	4.133"	3.149"	2.342"
CAT40-C1F-85U	KM1	0.125-1.000"	<a href="#">9HC25</a>	1.000"	3.346"	3.149"	2.342"
CAT40-C1.1/4SLF-120U	<a href="#">KM1-1/4</a>	0.187-1.250"	<a href="#">9HC32</a>	1.250"	4.724"	4.133"	2.716"

Note: Spanner wrench not included.



### CAT50 - DIN

Part Number	Collet Size	Clamping Range	Spanner Wrench	d	L	L1	D
CAT50-C3/4F-105U	KM3/4	0.125-0.750"	<a href="#">9HC22</a>	0.750"	4.133"	3.149"	2.047"
CAT50-C3/4F-135U	KM3/4	0.125-0.750"	<a href="#">9HC22</a>	0.750"	5.314"	3.149"	2.047"
CAT50-C1F-105U	KM1	0.125-1.000"	<a href="#">9HC25</a>	1.000"	4.133"	4.133"	2.342"
CAT50-C1F-135U	KM1	0.125-1.000"	<a href="#">9HC25</a>	1.000"	5.314"	3.149"	2.342"
CAT50-C1.1/4F-135U	<a href="#">KM1-1/4</a>	0.187-1.250"	<a href="#">9HC32</a>	1.250"	5.314"	4.133"	2.716"

Note: Spanner wrench not included.



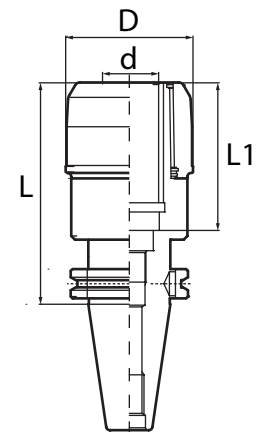
**TAPER PLUS**  
Dual-taper and flange contact available.  
See page 111.

### CAT40 High Speed

Part Number	Collet Size	Clamping Range	High-Speed Spanner Wrench	d	L	L1	D
CAT40-C3/4-85UG-IDU	KM3/4	0.125-0.750"	<a href="#">GH20</a>	0.750"	3.346"	3.149"	2.047"
CAT40-C3/4-105UG-IDU	KM3/4	0.125-0.750"	<a href="#">GH20</a>	0.750"	4.724"	3.149"	2.047"
CAT40-C1-105UG-IDU	KM1	0.125-1.000"	<a href="#">GH25</a>	1.000"	4.133"	3.149"	2.362"
CAT40-C1.1/4SL-105UG-IDU	KM1.1/4	0.187-1.250"	<a href="#">GH32</a>	1.250"	4.133"	3.031"	2.716"
CAT40-C1.1/4SL-120UG-IDU	KM1.1/4	0.187-1.250"	<a href="#">GH32</a>	1.250"	4.724"	3.149"	2.716"

Note:

- High-speed spanner wrench not included.
- High-speed CAT40 Milling Chucks use special high-speed spanner wrenches.



### CAT50 High Speed

Part Number	Collet Size	Clamping Range	High-Speed Spanner Wrench	d	L	L1	D
CAT50-C3/4-105UG	KM3/4	0.125-0.750"	<a href="#">GH20</a>	0.750"	4.133"	3.149"	2.047"
CAT50-C3/4-135UG	KM3/4	0.125-0.750"	<a href="#">GH20</a>	0.750"	5.314"	3.149"	2.047"
CAT50-C1-105UG-IDU	KM1	0.125-1.000"	<a href="#">GH25</a>	1.000"	4.133"	3.149"	2.362"
CAT50-C1-135UG	KM1	0.125-1.000"	<a href="#">GH25</a>	1.000"	5.314"	3.149"	2.362"
CAT50-C1.1/4-105UG-IDU	KM1.1/4	0.187-1.250"	<a href="#">GH32</a>	1.250"	4.133"	4.133"	2.716"
CAT50-C1.1/4-135UG	KM1.1/4	0.187-1.250"	<a href="#">GH32</a>	1.250"	5.314"	4.133"	2.716"

Note:

- High-speed spanner wrench not included.
- High-speed CAT50 Milling Chucks use special high-speed spanner wrenches.



**TAPER PLUS**  
Dual-taper and flange contact available.  
See page 111.



KM & NK  
Collets  
Pages 113-114



Spanner  
Wrench  
Page 117



Back-Up  
Screw  
Page 117



Coolant-Thru &  
Slotted Nuts  
Page 115-116

## BT Milling Chucks

- Nikken patented design
- Nut body contact, nose clamping and anti-vibration mechanism
- Thick body and internal slots provide extremely strong chucking torque and rigidity
- Quiet and stable heavy milling
- 140% more bearing surface than competitors' milling chucks



**T.I.R.:** <0.0002" at 3xD



**Speed:** up to 20,000 RPM



**Set-up:** quick and easy



**Coolant-Thru:** thru-tool coolant



Milling



Drilling



Tapping



Reaming

Please note that the maximum RPM listed in our catalog may vary depending on the toolholder shank, weight, balanceability and the G rating.

### BT30

Part Number	Collet Size	Clamping Range	Spanner Wrench	d	L	L1	D
<a href="#">BT30-C3/4-75*</a>	KM3/4	0.125-0.750"	<a href="#">9HC22</a>	0.750"	2.952"	3.162"	2.027"

Note:

- Spanner wrench not included.
- "\*" indicates stubby style.



Available in **TAPER PLUS** <sup>+</sup>Dual-taper and flange contact

### BT40

Part Number	Collet Size	Clamping Range	Spanner Wrench	d	L	L1	D
<a href="#">BT40-C3/4-70*</a>	KM3/4	0.125-0.750"	<a href="#">9HC22</a>	0.750"	2.755"	3.149"	2.027"
<a href="#">BT40-C3/4-105</a>	KM3/4	0.125-0.750"	<a href="#">9HC22</a>	0.750"	4.133"	3.149"	2.027"
<a href="#">BT40-C1-70*</a>	KM1	0.125-1.000"	<a href="#">9HC25</a>	1.000"	2.755"	3.149"	2.342"
<a href="#">BT40-C1-90</a>	KM1	0.125-1.000"	<a href="#">9HC25</a>	1.000"	3.543"	3.149"	2.342"
<a href="#">BT40-C1.1/4-85</a>	KM1-1/4	0.187-1.250"	<a href="#">9HC32</a>	1.250"	3.346"	3.031"	2.716"
<a href="#">BT40-C1.1/4-120</a>	KM1-1/4	0.187-1.250"	<a href="#">9HC32</a>	1.250"	4.724"	4.133"	2.716"
<a href="#">BT40-C32-105</a>	KM32	6 - 32mm	<a href="#">9HC32</a>	32mm	4.133"	3.543"	2.716"

Note:

- Spanner wrench not included.
- "\*" indicates stubby style.

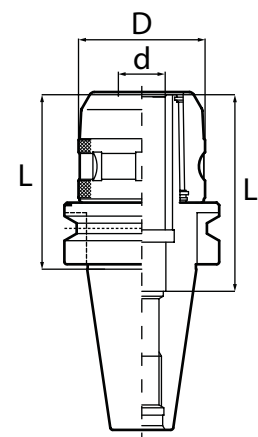


Available in **TAPER PLUS** <sup>+</sup>Dual-taper and flange contact

### BT50

Part Number	Collet Size	Clamping Range	Spanner Wrench	d	L	L1	D
<a href="#">BT50-C3/4-105</a>	KM3/4	0.125-0.750"	<a href="#">9HC22</a>	0.750"	4.133"	3.149"	2.027"
<a href="#">BT50-C3/4-135</a>	KM3/4	0.125-0.750"	<a href="#">9HC22</a>	0.750"	5.314"	3.149"	2.027"
<a href="#">BT50-C1-105</a>	KM1	0.125-1.000"	<a href="#">9HC25</a>	1.000"	4.133"	3.149"	2.342"
<a href="#">BT50-C1-135</a>	KM1	0.125-1.000"	<a href="#">9HC25</a>	1.000"	5.314"	3.149"	2.342"
<a href="#">BT50-C1.1/4-90</a>	KM1-1/4	0.187-1.250"	<a href="#">9HC32</a>	1.250"	3.543"	4.133"	2.716"
<a href="#">BT50-C1.1/4-135</a>	KM1-1/4	0.187-1.250"	<a href="#">9HC32</a>	1.250"	5.314"	4.133"	2.716"
<a href="#">BT50-C32-105</a>	KM32	6 - 32mm	<a href="#">9HC32</a>	32mm	4.133"	4.133"	2.716"
<a href="#">BT50-C32-165</a>	KM32	6 - 32mm	<a href="#">9HC32</a>	32mm	6.496"	4.133"	2.716"
<a href="#">BT50-C2-105</a>	KM2	1.000-2.000"	<a href="#">9HC50</a>	2.000"	4.133"	3.543"	4.133"

Note: Spanner wrench not included.



## BT Milling Chucks



### BT30 High Speed

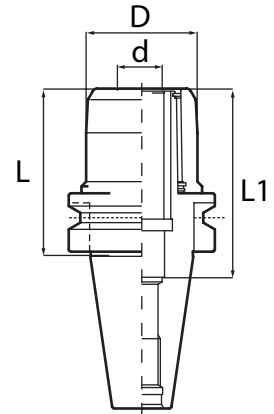
Part Number	Collet Size	Clamping Range	High-Speed Spanner Wrench	d	L	L1	D
<a href="#">BT30-C3/4-75G**</a>	KM3/4	0.125-0.750"	<a href="#">GH20</a>	0.750"	2.952"	2.362"	2.047"

Note:

- High-speed spanner wrench not included
- High-speed BT30 Milling Chucks use special high-speed spanner wrenches



Available in **TAPER PLUS** Dual-taper and flange contact



### BT40 High Speed

Part Number	Collet Size	Clamping Range	High-Speed Spanner Wrench	d	L	L1	D
<a href="#">BT40-C3/4-70G*</a>	KM3/4	0.125-0.750"	<a href="#">GH20</a>	0.750"	2.755"	3.149"	2.047"
<a href="#">BT40-C3/4-105G</a>	KM3/4	0.125-0.750"	<a href="#">GH20</a>	0.750"	4.133"	3.149"	2.047"
<a href="#">BT40-C1-70G*</a>	KM1	0.125-1.000"	<a href="#">GH25</a>	1.000"	2.755"	3.149"	2.362"
<a href="#">BT40-C1-90G</a>	KM1	0.125-1.000"	<a href="#">GH25</a>	1.000"	3.543"	3.149"	2.362"
<a href="#">BT40-C1.1/4-85G</a>	KM1.1/4	0.187-1.250"	<a href="#">GH32</a>	1.250"	3.346"	3.031"	2.716"
<a href="#">BT40-C1.1/4-120G</a>	KM1.1/4	0.187-1.250"	<a href="#">GH32</a>	1.250"	4.724"	2.677"	2.716"

Note:

- "\*" indicates stubby style.
- High-speed spanner wrench not included.
- High-speed BT40 Milling Chucks use special high-speed spanner wrenches.



Available in **TAPER PLUS** Dual-taper and flange contact

### BT50 High Speed

Part Number	Collet Size	Clamping Range	High-Speed Spanner Wrench	d	L	L1	D
<a href="#">BT50-C3/4-105G</a>	KM3/4	0.125-0.750"	<a href="#">GH20</a>	0.750"	4.133"	3.149"	2.047"
<a href="#">BT50-C3/4-135G</a>	KM3/4	0.125-0.750"	<a href="#">GH20</a>	0.750"	5.314"	3.149"	2.047"
<a href="#">BT50-C1-105G</a>	KM1	0.125-1.000"	<a href="#">GH25</a>	1.000"	4.133"	3.149"	2.362"
<a href="#">BT50-C1-135G</a>	KM1	0.125-1.000"	<a href="#">GH25</a>	1.000"	5.314"	3.149"	2.362"
<a href="#">BT50-C1.1/4-90G</a>	KM1.1/4	0.187-1.250"	<a href="#">GH32</a>	1.250"	3.543"	4.133"	2.716"
<a href="#">BT50-C1.1/4-135G</a>	KM1.1/4	0.187-1.250"	<a href="#">GH32</a>	1.250"	5.314"	4.133"	2.716"

Note:

- High-speed spanner wrench not included.
- High-speed BT50 Milling Chucks use special high-speed spanner wrenches.



KM & NK Collets  
Pages 113-114



Spanner Wrench  
Page 117



Back-Up Screw  
Page 117



Coolant-Thru & Slotted Nuts  
Page 115-116



# HSK Milling Chucks

- Nikken patented design
- Nut body contact, nose clamping and anti-vibration mechanism
- Thick body and internal slots provide extremely strong chucking torque and rigidity
- Quiet and stable heavy milling
- 140% more bearing surface than competitors' milling chucks



**T.I.R.:** <0.0002" at 3xD



**Speed:** up to 20,000 RPM



**Set-up:** quick and easy



**Coolant-Thru:** thru-tool coolant



Milling



Drilling



Tapping



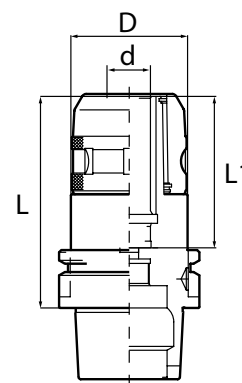
Reaming

Please note that the maximum RPM listed in our catalog may vary depending on the toolholder shank, weight, balanceability and the G rating.

## HSK63A

Part Number	Collet Size	Clamping Range	Spanner Wrench	d	L	L1	D
HSK63A-C3/4-95	KM3/4	0.125-0.750"	<a href="#">9HC22</a>	0.750"	3.740"	2.677"	2.027"
HSK63A-C3/4-110	KM3/4	0.125-0.750"	<a href="#">9HC22</a>	0.750"	4.330"	3.149"	2.027"
HSK63A-C1-100	KM1	0.125-1.000"	<a href="#">9HC25</a>	1.000"	3.937"	2.972"	2.342"
HSK63A-C1-130	KM1	0.125-1.000"	<a href="#">9HC25</a>	1.000"	5.118"	3.149"	2.342"
HSK63A-C1.1/4-110	KM1.1/4	0.187-1.250"	<a href="#">9HC32</a>	1.250"	4.330"	3.267"	2.716"
HSK63A-C1.1/4-130	KM1.1/4	0.187-1.250"	<a href="#">9HC32</a>	1.250"	5.118"	3.188"	2.716"
HSK63A-C32-130	KM32	6 - 32mm	<a href="#">9HC32</a>	32mm	5.118"	3.188"	2.716"

Note: Spanner wrench, coolant tube and coolant tube wrench not included. Please see page 117 for more details.

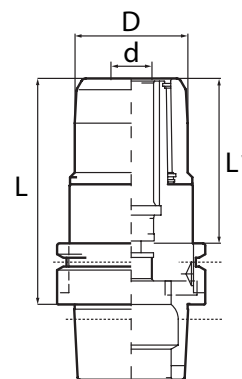


## HSK63A High Speed

Part Number	Collet Size	Clamping Range	High-Speed Spanner Wrench	d	L	L1	D
HSK63A-C3/4-95G	KM3/4	0.125-0.750"	<a href="#">GH20</a>	0.750"	3.740"	2.677"	1.889"
HSK63A-C3/4-110G	KM3/4	0.125-0.750"	<a href="#">GH20</a>	0.750"	4.330"	3.149"	1.889"
HSK63A-C1-100G	KM1	0.125-1.000"	<a href="#">GH25</a>	1.000"	3.937"	2.972"	2.149"
HSK63A-C1-130G	KM1	0.125-1.000"	<a href="#">GH25</a>	1.000"	5.118"	2.149"	2.165"
HSK63A-C1.1/4-110G	KM1.1/4	0.187-1.250"	<a href="#">GH32</a>	1.250"	4.330"	3.267"	2.677"
HSK63A-C1.1/4-130G	KM1.1/4	0.187-1.250"	<a href="#">GH32</a>	1.250"	5.118"	3.188"	2.677"

Note:

- High-Speed Spanner wrench, coolant tube and coolant tube wrench not included. Please see page 117 for more details.
- High-speed HSK63A Milling Chucks use special high-speed spanner wrenches.

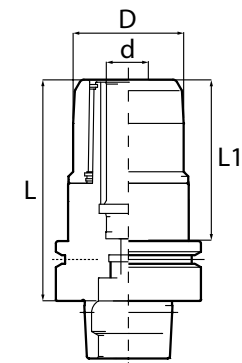


## HSK63F High Speed

Part Number	Collet Size	Clamping Range	High-Speed Spanner Wrench	d	L	L1	D
HSK63F-C3/4-95G	KM3/4	0.125-0.750"	<a href="#">GH20</a>	0.750"	3.740"	2.677"	3.307"
HSK63F-C1-100G	KM1	0.125-1.000"	<a href="#">GH25</a>	1.000"	3.937"	2.952"	2.149"
HSK63F-C1.1/4-110G	KM1.1/4	0.187-1.250"	<a href="#">GH32</a>	1.250"	4.330"	3.267"	2.677"

Note:

- High-Speed Spanner wrench, coolant tube, and coolant tube wrench not included. Please see page 117 for more details.
- High-speed HSK63F Milling Chucks use special high-speed spanner wrenches.



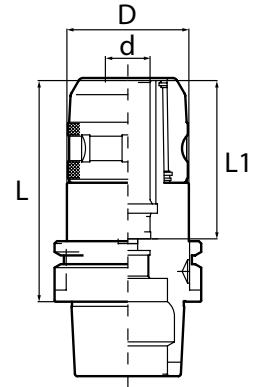
## HSK Milling Chucks



### HSK 100A

Part Number	Collet Size	Clamping Range	Spanner Wrench	d	L	L1	D
<a href="#">HSK100A-C3/4-115</a>	KM3/4	0.125-0.750"	<a href="#">9HC22</a>	0.750"	4.527"	3.149"	2.027"
<a href="#">HSK100A-C3/4-135</a>	KM3/4	0.125-0.750"	<a href="#">9HC22</a>	0.750"	5.314"	3.149"	2.027"
<a href="#">HSK100A-C1-115</a>	KM1	0.125-1.000"	<a href="#">9HC25</a>	1.000"	4.527"	3.149"	2.342"
<a href="#">HSK100A-C1-135</a>	KM1	0.125-1.000"	<a href="#">9HC25</a>	1.000"	5.314"	3.149"	2.342"
<a href="#">HSK100A-C1.1/4-115</a>	KM1.1/4	0.187-1.250"	<a href="#">9HC32</a>	1.250"	4.527"	3.267"	2.716"
<a href="#">HSK100A-C1.1/4-165</a>	KM1.1/4	0.187-1.250"	<a href="#">9HC32</a>	1.250"	6.496"	3.188"	2.716"
<a href="#">HSK100A-C32-135</a>	KM32	6 - 32mm	<a href="#">9HC32</a>	32mm	5.314"	3.188"	2.716"
<a href="#">HSK100A-C2-125</a>	KM2	1.000-2.000"	<a href="#">9HC50</a>	2.000"	4.921"	3.543"	4.133"

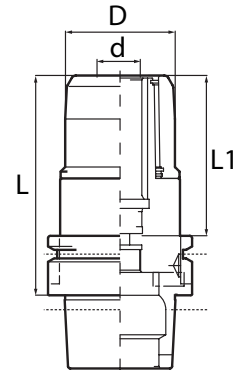
Note: Spanner wrench, coolant tube, and coolant tube wrench not included.  
Please see page 117 for more details.



### HSK 100A High Speed

Part Number	Collet Size	Clamping Range	High-Speed Spanner Wrench	d	L	L1	D
<a href="#">HSK100A-C3/4-115G</a>	KM3/4	0.125-0.750"	<a href="#">GH20</a>	0.750"	4.527"	3.149"	2.047"
<a href="#">HSK100A-C3/4-135G</a>	KM3/4	0.125-0.750"	<a href="#">GH20</a>	0.750"	5.314"	3.149"	2.047"
<a href="#">HSK100A-C1-115G</a>	KM1	0.125-1.000"	<a href="#">GH25</a>	1.000"	4.527"	3.149"	2.362"
<a href="#">HSK100A-C1-135G</a>	KM1	0.125-1.000"	<a href="#">GH25</a>	1.000"	5.314"	3.149"	2.362"
<a href="#">HSK100A-C1.1/4-115G</a>	KM1.1/4	0.187-1.250"	<a href="#">GH32</a>	1.250"	4.527"	3.267"	2.716"
<a href="#">HSK100A-C1.1/4-165G</a>	KM1.1/4	0.187-1.250"	<a href="#">GH32</a>	1.250"	6.496"	3.188"	2.716"

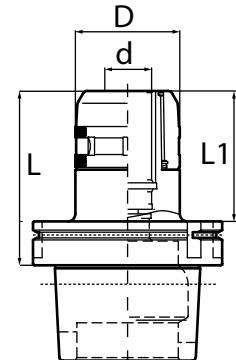
- Note:
- Spanner wrench, coolant tube, and coolant tube wrench not included. Please see page 117 for more details.
  - High-speed HSK 100A Milling Chucks use special high-speed spanner wrenches.



### HSK 125A

Part Number	Collet Size	Clamping Range	Spanner Wrench	d	L	L1	D
<a href="#">HSK125A-C1-115</a>	KM1	0.125-1.000"	<a href="#">9HC25</a>	1.000"	4.527"	3.031"	2.047"
<a href="#">HSK125A-C1.1/4-115</a>	KM1.1/4	0.187-1.250"	<a href="#">9HC32</a>	1.250"	4.527"	3.386"	2.716"
<a href="#">HSK125A-C2-125</a>	KM2	1.000-2.000"	<a href="#">9HC50</a>	2.000"	4.921"	3.780"	4.134"

Note: Spanner wrench, coolant tube, and coolant tube wrench not included.  
Please see page 117 for more details.



KM & NK  
Collets  
Pages 113-114



Spanner  
Wrench  
Page 117



Back-Up  
Screw  
Page 117



Coolant-Thru &  
Slotted Nuts  
Page 115-116

## NMTB Milling Chucks

- Nikken patented design
- Nut body contact, nose clamping and anti-vibration mechanism
- Thick body and internal slots provide extremely strong chucking torque and rigidity
- Quiet and stable heavy milling
- 140% more bearing surface than competitors' milling chucks



**T.I.R.:** <0.0002" at 3xD



**Set-up:** quick and easy



**Coolant-Thru:** thru-tool coolant



Milling



Drilling



Tapping



Reaming

### NMTB40

Part Number	Collet Size	Clamping Range	Spanner Wrench	d	L	L1	D
<a href="#">NMTB40-C3/4-70</a>	<a href="#">KM3/4</a>	0.125-0.750"	<a href="#">9HC22</a>	0.750"	2.755"	3.149"	2.027"
<a href="#">NMTB40-C1.1/4-105</a>	<a href="#">KM1-1/4</a>	0.187-1.250"	<a href="#">9HC25</a>	1.250"	4.133"	3.149"	2.716"

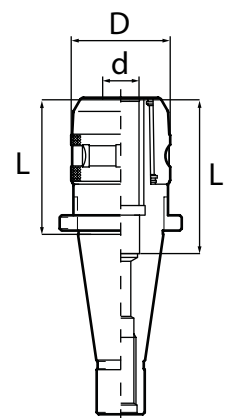
Note: Spanner wrench not included.

### NMTB50

Part Number	Collet Size	Clamping Range	Spanner Wrench	d	L	L1	D
<a href="#">NMTB50-C3/4-65</a>	<a href="#">KM3/4</a>	0.125-0.750"	<a href="#">9HC22</a>	0.750"	2.559"	3.149"	2.027"
<a href="#">NMTB50-C1.1/4-90</a>	<a href="#">KM1-1/4</a>	0.187-1.250"	<a href="#">9HC25</a>	1.250"	3.543"	4.133"	2.716"
<a href="#">NMTB50-C2-105</a>	<a href="#">KM2</a>	1.000-2.000"	<a href="#">9HC50</a>	2.000"	4.133"	3.543"	4.133"


Note:

- Spanner wrench not included.
- All NMTB shanks are suitable for use with Erickson Quick Change spindles.

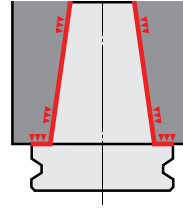


## Taper Plus CAT Milling Chucks

### Taper Plus Advantages



- Outstanding runout accuracy for longer tool life
- Vibration dampening for increased productivity
- High rigidity for smooth and stable cutting
- Interchangeable between standard and dual face contact spindles
- 53% more surface area contact than just the taper alone



### Taper Plus - CAT40

Part Number	Collet Series	Wrench	Clamping Range	d	L	D
NCAT40-C1-105U	KM1 or CCK1	<a href="#">9HC25</a>	0.125-1.000"	1.000"	4.133"	2.362"
NCAT40-C1.1/4SL-120U	KM1.1/4 or CCK1.1/4	<a href="#">9HC32</a>	0.125-1.250"	1.250"	4.724"	2.716"

Note: "N" denotes Taper Plus dual face contact.

### Taper Plus - CAT50

Part Number	Collet Series	Wrench	Clamping Range	d	L	D
NCAT50-C3/4-105U	KM3/4 or CCK3/4	<a href="#">9HC22</a>	0.125-0.750"	0.750"	4.133"	2.047"
NCAT50-C3/4-135U	KM3/4 or CCK3/4	<a href="#">9HC22</a>	0.125-0.750"	0.750"	5.314"	2.047"
NCAT50-C3/4-165U	KM3/4 or CCK3/4	<a href="#">9HC22</a>	0.125-0.750"	0.750"	6.496"	2.047"
NCAT50-C1-135U	KM1 or CCK1	<a href="#">9HC25</a>	0.125-1.000"	1.000"	5.314"	2.362"
NCAT50-C1.1/4-90U	KM1.1/4 or CCK1.1/4	<a href="#">9HC32</a>	0.187-1.250"	1.250"	3.543"	2.716"
NCAT50-C2-105U	KM2 or CCK2	<a href="#">9HC50</a>	1.000-2.000"	2.000"	4.133"	4.133"

Note: "N" denotes Taper Plus dual face contact.

### Taper Plus - CAT40 High Speed

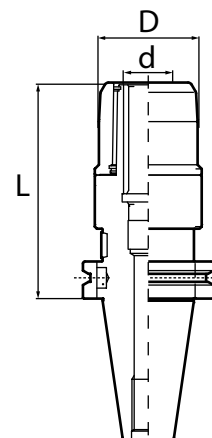
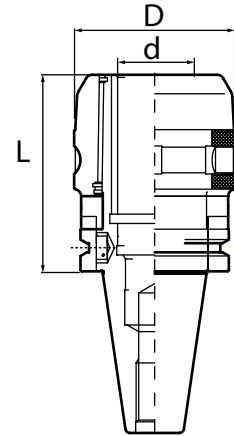
Part Number	Collet Series	High-Speed Spanner Wrench	Clamping Range	d	L	D
NCAT40-C3/4-120UG	KM3/4 or CCK3/4	<a href="#">GH20</a>	0.125-0.750"	0.750"	4.724"	1.889"
NCAT40-C1-85UG	KM1 or CCK1	<a href="#">GH25</a>	0.125-1.000"	1.000"	3.346"	2.362"
NCAT40-C1.1/4SL-85UG	KM1.1/4 or CCK1.1/4	<a href="#">GH32</a>	0.187-1.250"	1.250"	3.346"	2.677"
NCAT40-C1.1/4SL105UG	KM1.1/4 or CCK1.1/4	<a href="#">GH32</a>	0.187-1.250"	1.250"	4.133"	2.677"
NCAT40-C1.1/4SL120UG	KM1.1/4 or CCK1.1/4	<a href="#">GH32</a>	0.187-1.250"	1.250"	4.724"	2.677"

Note: "N" denotes Taper Plus dual face contact.

### Taper Plus - CAT50 High Speed

Part Number	Collet Series	High-Speed Spanner Wrench	Clamping Range	d	L	D
NCAT50-C3/4-105UG	KM3/4 or CCK3/4	<a href="#">GH20</a>	0.125-0.750"	0.750"	4.133"	1.889"
NCAT50-C1-105UG	KM1 or CCK1	<a href="#">GH25</a>	0.125-1.000"	1.000"	4.133"	2.362"
NCAT50-C1-135UG	KM1 or CCK1	<a href="#">GH25</a>	0.125-1.000"	1.000"	5.314"	2.362"
NCAT50-C1.1/4-90UG	KM1.1/4 or CCK1.1/4	<a href="#">GH32</a>	0.187-1.250"	1.250"	3.543"	2.716"
NCAT50-C1.1/4-105UG	KM1.1/4 or CCK1.1/4	<a href="#">GH32</a>	0.187-1.250"	1.250"	4.133"	2.716"


Note: "N" denotes Taper Plus dual face contact.



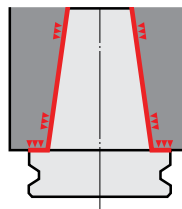


## Taper Plus BT Milling Chuck

### Taper Plus Advantages



- Outstanding runout accuracy for longer tool life
- Vibration dampening for increased productivity
- High rigidity for smooth and stable cutting
- Interchangeable between standard and dual face contact spindles
- 53% more surface area contact than just the taper alone



### Taper Plus - BT30

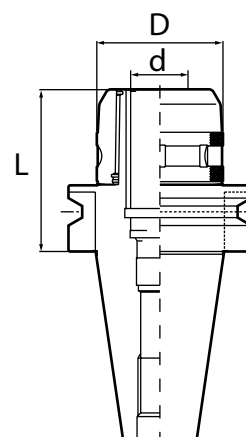
Part Number	Collet Series	Wrench	Clamping Range	d	L	D
<a href="#">NBT30-C3/4-75</a>	KM3/4 or CCK3/4	<a href="#">9HC22</a>	0.125-0.750"	0.750"	2.952"	2.047"

Note: "N" denotes Taper Plus dual face contact.

### Taper Plus - BT40

Part Number	Collet Series	Wrench	Clamping Range	d	L	D
<a href="#">NBT40-C3/4-70</a>	KM3/4 or CCK3/4	<a href="#">9HC22</a>	0.125-0.750"	0.750"	2.755"	2.047"
<a href="#">NBT40-C1-70</a>	KM1 or CCK1	<a href="#">9HC25</a>	0.125-1.000"	1.000"	2.755"	2.047"
<a href="#">NBT40-C1-90</a>	KM1 or CCK1	<a href="#">9HC25</a>	0.125-1.000"	1.000"	3.543"	2.047"
<a href="#">NBT40-C1.1/4-85</a>	KM1.1/4 or CCK1.1/4	<a href="#">9HC32</a>	0.187-1.250"	1.250"	3.346"	2.716"
<a href="#">NBT40-C1.1/4-120</a>	KM1.1/4 or CCK1.1/4	<a href="#">9HC32</a>	0.187-1.250"	1.250"	4.724"	2.716"

Note: "N" denotes Taper Plus dual face contact.



### Taper Plus - BT30 High Speed

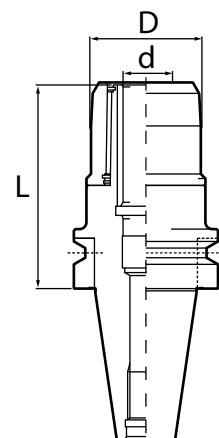
Part Number	Collet Series	High-Speed Spanner Wrench	Clamping Range	d	L	D
<a href="#">NBT30-C3/4-75G</a>	KM3/4 or CCK3/4	<a href="#">GH20</a>	0.125-0.750"	0.750"	2.952"	1.890"
<a href="#">NBT30-C1-75G</a>	KM1 or CCK1	<a href="#">GH25</a>	0.125-1.000"	1.000"	2.952"	2.165"
<a href="#">NBT30-C1.1/4-100G</a>	KM1.1/4 or CCK1.1/4	<a href="#">GH32S</a>	0.187-1.250"	1.250"	3.937"	2.517"

Note: "N" denotes Taper Plus dual face contact.

### Taper Plus - BT40 High Speed

Part Number	Collet Series	High-Speed Spanner Wrench	Clamping Range	d	L	D
<a href="#">NBT40-C3/4-70G</a>	KM3/4 or CCK3/4	<a href="#">GH20</a>	0.125-0.750"	0.750"	2.755"	1.889"
<a href="#">NBT40-C1-70G</a>	KM1 or CCK1	<a href="#">GH25</a>	0.125-1.000"	1.000"	2.755"	2.165"
<a href="#">NBT40-C1-90G</a>	KM1 or CCK1	<a href="#">GH25</a>	0.125-1.000"	1.000"	3.543"	2.165"
<a href="#">NBT40-C1.1/4-85G</a>	KM1.1/4 or CCK1.1/4	<a href="#">GH32</a>	0.187-1.250"	1.250"	3.346"	2.716"
<a href="#">NBT40-C1.1/4-120G</a>	KM1.1/4 or CCK1.1/4	<a href="#">GH32</a>	0.187-1.250"	1.250"	4.724"	2.716"

Note: "N" denotes Taper Plus dual face contact.

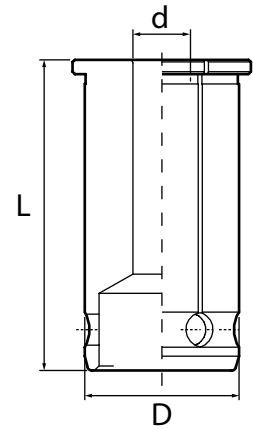


## KM Collets

Milling chuck collets are designed to ensure uniform fit around the cutting tool shank. This provides maximum gripping power as well as concentric positioning of the cutting tool.

Collet Series	L	D	d = Collet Range
KM3/4	2.087"	0.750"	1/8" - 5/8"
KM1	2.323"	1.000"	1/8" - 7/8"
KM1.1/4	2.539"	1.250"	3/16" - 1"
KM32mm	2.539"	1.259"	3/16" - 1"
KM2	3.268"	2.000"	1" - 1.1/2"

Note: KM Collets only collapse .001". For optimal performance, please use on-size cutting tools.



Collet Series	Inch		Metric	
	Size	Part Number	Size	Part Number
3/4"	1/8"	<a href="#">KM3/4-1/8</a>	6mm	<a href="#">KM3/4-6</a>
	3/16"	<a href="#">KM3/4-3/16</a>	7mm	<a href="#">KM3/4-7</a>
	1/4"	<a href="#">KM3/4-1/4</a>	8mm	<a href="#">KM3/4-8</a>
	5/16"	<a href="#">KM3/4-5/16</a>	10mm	<a href="#">KM3/4-10</a>
	3/8"	<a href="#">KM3/4-3/8</a>	12mm	<a href="#">KM3/4-12</a>
	7/16"	<a href="#">KM3/4-7/16</a>	14mm	<a href="#">KM3/4-14</a>
	1/2"	<a href="#">KM3/4-1/2</a>	16mm	<a href="#">KM3/4-16</a>
	9/16"	<a href="#">KM3/4-9/16</a>	-	-
	5/8"	<a href="#">KM3/4-5/8</a>	-	-
1"	1/8"	<a href="#">KM1-1/8</a>	6mm	<a href="#">KM1-6</a>
	3/16"	<a href="#">KM1-3/16</a>	8mm	<a href="#">KM1-8</a>
	1/4"	<a href="#">KM1-1/4</a>	10mm	<a href="#">KM1-10</a>
	5/16"	<a href="#">KM1-5/16</a>	12mm	<a href="#">KM1-12</a>
	3/8"	<a href="#">KM1-3/8</a>	14mm	<a href="#">KM1-14</a>
	7/16"	<a href="#">KM1-7/16</a>	16mm	<a href="#">KM1-16</a>
	1/2"	<a href="#">KM1-1/2</a>	18mm	<a href="#">KM1-18</a>
	5/8"	<a href="#">KM1-5/8</a>	20mm	<a href="#">KM1-20</a>
	3/4"	<a href="#">KM1-3/4</a>	-	-
7/8"	<a href="#">KM1-7/8</a>	-	-	
1.1/4"	3/16"	<a href="#">KM1.1/4-3/16</a>	6mm	<a href="#">KM1.1/4-6</a>
	1/4"	<a href="#">KM1.1/4-1/4</a>	8mm	<a href="#">KM1.1/4-8</a>
	5/16"	<a href="#">KM1.1/4-5/16</a>	10mm	<a href="#">KM1.1/4-10</a>
	3/8"	<a href="#">KM1.1/4-3/8</a>	12mm	<a href="#">KM1.1/4-12</a>
	7/16"	<a href="#">KM1.1/4-7/16</a>	14mm	<a href="#">KM1.1/4-14</a>
	1/2"	<a href="#">KM1.1/4-1/2</a>	16mm	<a href="#">KM1.1/4-16</a>
	9/16"	<a href="#">KM1.1/4-9/16</a>	20mm	<a href="#">KM1.1/4-20</a>
	5/8"	<a href="#">KM1.1/4-5/8</a>	25mm	<a href="#">KM1.1/4-25</a>
	3/4"	<a href="#">KM1.1/4-3/4</a>	-	-
	7/8"	<a href="#">KM1.1/4-7/8</a>	-	-
1"	<a href="#">KM1.1/4-1</a>	-	-	

Collet Series	Inch		Metric	
	Size	Part Number	Size	Part Number
32mm	3/16"	<a href="#">KM32-3/16</a>	6mm	<a href="#">KM32-6</a>
	1/4"	<a href="#">KM32-1/4</a>	8mm	<a href="#">KM32-8</a>
	5/16"	<a href="#">KM32-5/16</a>	10mm	<a href="#">KM32-10</a>
	3/8"	<a href="#">KM32-3/8</a>	12mm	<a href="#">KM32-12</a>
	7/16"	<a href="#">KM32-7/16</a>	14mm	<a href="#">KM32-14</a>
	1/2"	<a href="#">KM32-1/2</a>	16mm	<a href="#">KM32-16</a>
	9/16"	<a href="#">KM32-9/16</a>	20mm	<a href="#">KM32-20</a>
	5/8"	<a href="#">KM32-5/8</a>	25mm	<a href="#">KM32-25</a>
	3/4"	<a href="#">KM32-3/4</a>	26mm	<a href="#">KM32-26</a>
	7/8"	<a href="#">KM32-7/8</a>	-	-
2"	1"	<a href="#">KM32-1</a>	-	-
	1"	<a href="#">KM2-1</a>	-	-
	1-1/4"	<a href="#">KM2-1-1/4</a>	-	-
	1-1/2"	<a href="#">KM2-1-1/2</a>	-	-

### KM Collet Set

Part Number	Description
KM3/4-SET-09	9 piece set 1/8" - 5/8"
KM3/4-SET-07-MM	7 piece set 6mm - 16mm
KM1-SET-10	10 piece set 1/8" - 7/8"
KM1-SET-08-MM	8 piece set 6mm - 20mm
KM1.1/4-SET-11	11 piece set 3/16" - 1"
KM1.1/4-SET-08-MM	8 piece set 6mm - 25mm
KM32-SET-11	11 piece set 3/16" - 1"
KM32-SET-09-MM	9 piece set 6mm - 26mm



KM & NK Collets  
Pages 113-114



Spanner Wrench  
Page 117



Back-Up Screw  
Page 117

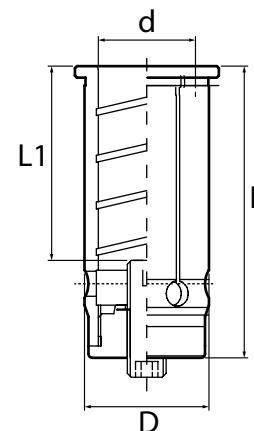


Coolant-Thru & Slotted Nuts  
Page 115-116

**NK Collets - Depth Adjustable**

Collet Series	D	L	L1	d = Collet Range
NK3/4	0.984"	2.480"	1.968" max. depth	1/8" - 5/8"
NK1	1.142"	2.677"	2.165" max. depth	1/8" - 7/8"
NK1.1/4	1.457"	2.964"	2.401" max. depth	3/16" - 1"
NK32mm	1.457"	2.964"	2.401" max. depth	3/16" - 1"
NK2	2.283"	3.673"	3.110" max. depth	1" - 1.1/2"

Note: Cutter length adjustment on the collet is possible from front and back.



Collet Series	Inch		Metric	
	Size	Part Number	Size	Part Number
3/4"	1/8"	NK3/4-1/8	6mm	NK3/4-6
	3/16"	NK3/4-3/16	7mm	NK3/4-7
	1/4"	NK3/4-1/4	8mm	NK3/4-8
	5/16"	NK3/4-5/16	10mm	NK3/4-10
	3/8"	NK3/4-3/8	12mm	NK3/4-12
	7/16"	NK3/4-7/16	14mm	NK3/4-14
	1/2"	NK3/4-1/2	16mm	NK3/4-16
	9/16"	NK3/4-9/16	-	-
1"	5/8"	NK3/4-5/8	-	-
	1/8"	NK1-1/8	6mm	NK1-6
	3/16"	NK1-3/16	8mm	NK1-8
	1/4"	NK1-1/4	10mm	NK1-10
	5/16"	NK1-5/16	12mm	NK1-12
	3/8"	NK1-3/8	14mm	NK1-14
	7/16"	NK1-7/16	16mm	NK1-16
	1/2"	NK1-1/2	18mm	NK1-18
	5/8"	NK1-5/8	20mm	NK1-20
	3/4"	NK1-3/4	-	-
1.1/4"	7/8"	NK1-7/8	-	-
	3/16"	NK1.1/4-3/16	6mm	NK1.1/4-6
	1/4"	NK1.1/4-1/4	8mm	NK1.1/4-8
	5/16"	NK1.1/4-5/16	10mm	NK1.1/4-10
	3/8"	NK1.1/4-3/8	12mm	NK1.1/4-12
	7/16"	NK1.1/4-7/16	14mm	NK1.1/4-14
	1/2"	NK1.1/4-1/2	16mm	NK1.1/4-16
	9/16"	NK1.1/4-9/16	20mm	NK1.1/4-20
	5/8"	NK1.1/4-5/8	25mm	NK1.1/4-25
	3/4"	NK1.1/4-3/4	-	-
	7/8"	NK1.1/4-7/8	-	-
1"	NK1.1/4-1	-	-	

Collet Series	Inch		Metric		
	Size	Part Number	Size	Part Number	
32mm	3/16"	NK32-3/16	6mm	NK32-6	
	1/4"	NK32-1/4	8mm	NK32-8	
	5/16"	NK32-5/16	10mm	NK32-10	
	3/8"	NK32-3/8	12mm	NK32-12	
	7/16"	NK32-7/16	14mm	NK32-14	
	1/2"	NK32-1/2	16mm	NK32-16	
	9/16"	NK32-9/16	20mm	NK32-20	
	5/8"	NK32-5/8	25mm	NK32-25	
	3/4"	NK32-3/4	26mm	NK32-26	
	7/8"	NK32-7/8	-	-	
	1"	NK32-1	-	-	
	2"	1"	NK2-1	-	-
		1-1/4"	NK2-1-1/4	-	-
	1-1/2"	NK2-1-1/2	-	-	

Milling Chucks

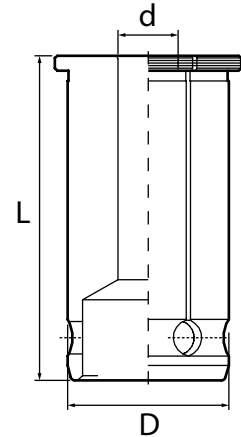


## CCK Coolant Collet System



Collet Series	L	D	d = Collet Range
3/4"	2.086"	0.984"	1/8" - 5/8"
1"	2.320"	1.142"	1/8" - 7/8"
1.1/4"	2.539"	1.457"	3/16" - 1"
32mm	2.539"	1.457"	3/16" - 1"
2"	3.268"	2.283"	1" - 1.1/2"

Note: CCK Collets do not collapse.



Collet Series	Size	Coolant Collet	Coolant-Thru Nut	Slotted Nut	Disc Wrench
3/4"	1/8"	<a href="#">CCK3/4-1/8</a>	CKFN20(3/4)-1/8C	CKFN20(3/4)-1/8	<a href="#">CCK120</a>
	3/16"	<a href="#">CCK3/4-3/16</a>	CKFN20(3/4)-3/16C	CKFN20(3/4)-3/16	
	1/4"	<a href="#">CCK3/4-1/4</a>	CKFN20(3/4)-1/4C	CKFN20(3/4)-1/4	
	5/16"	<a href="#">CCK3/4-5/16</a>	CKFN20(3/4)-5/16C	CKFN20(3/4)-5/16	
	3/8"	<a href="#">CCK3/4-3/8</a>	CKFN20(3/4)-3/8C	<a href="#">CKFN20(3/4)-3/8</a>	
	7/16"	<a href="#">CCK3/4-7/16</a>	CKFN20(3/4)-7/16C	CKFN20(3/4)-7/16	
	1/2"	<a href="#">CCK3/4-1/2</a>	<a href="#">CKFN20(3/4)-1/2C</a>	<a href="#">CKFN20(3/4)-1/2</a>	
	9/16"	<a href="#">CCK3/4-9/16</a>	CKFN20(3/4)-9/16C	CKFN20(3/4)-9/16	
	5/8"	<a href="#">CCK3/4-5/8</a>	CKFN20(3/4)-5/8C	CKFN20(3/4)-5/8	
	6mm	<a href="#">CCK3/4-6</a>	<a href="#">CKFN20(3/4)-6C</a>	<a href="#">CKFN20(3/4)-6</a>	
	7mm	<a href="#">CCK3/4-7</a>	<a href="#">CKFN20(3/4)-7C</a>	<a href="#">CKFN20(3/4)-7</a>	
	8mm	<a href="#">CCK3/4-8</a>	<a href="#">CKFN20(3/4)-8C</a>	CKFN20(3/4)-8	
	10mm	<a href="#">CCK3/4-10</a>	CKFN20(3/4)-10C	<a href="#">CKFN20(3/4)-10</a>	
	12mm	<a href="#">CCK3/4-12</a>	CKFN20(3/4)-12C	CKFN20(3/4)-12	
14mm	<a href="#">CCK3/4-14</a>	CKFN20(3/4)-14C	CKFN20(3/4)-14		
16mm	<a href="#">CCK3/4-16</a>	CKFN20(3/4)-16C	CKFN20(3/4)-16		
1"	1/8"	<a href="#">CCK1-1/8</a>	CKFN25(1)-1/8C	CKFN25(1)-1/8	<a href="#">CCK125</a>
	3/16"	<a href="#">CCK1-3/16</a>	CKFN25(1)-3/16C	CKFN25(1)-3/16	
	1/4"	<a href="#">CCK1-1/4</a>	CKFN25(1)-1/4C	CKFN25(1)-1/4	
	5/16"	<a href="#">CCK1-5/16</a>	CKFN25(1)-5/16C	CKFN25(1)-5/16	
	3/8"	<a href="#">CCK1-3/8</a>	CKFN25(1)-3/8C	CKFN25(1)-3/8	
	7/16"	<a href="#">CCK1-7/16</a>	CKFN25(1)-7/16C	CKFN25(1)-7/16	
	1/2"	<a href="#">CCK1-1/2</a>	CKFN25(1)-1/2C	<a href="#">CKFN25(1)-1/2</a>	
	5/8"	<a href="#">CCK1-5/8</a>	CKFN25(1)-5/8C	CKFN25(1)-5/8	
	3/4"	<a href="#">CCK1-3/4</a>	<a href="#">CKFN25(1)-3/4C</a>	<a href="#">CKFN25(1)-3/4</a>	
	7/8"	<a href="#">CCK1-7/8</a>	CKFN25(1)-7/8C	CKFN25(1)-7/8	
	6mm	<a href="#">CCK1-6</a>	CKFN25(1)-6C	CKFN25(1)-6	
	8mm	<a href="#">CCK1-8</a>	CKFN25(1)-8C	CKFN25(1)-8	
	10mm	<a href="#">CCK1-10</a>	CKFN25(1)-10C	CKFN25(1)-10	
	12mm	<a href="#">CCK1-12</a>	CKFN25(1)-12C	CKFN25(1)-12	
14mm	<a href="#">CCK1-14</a>	CKFN25(1)-14C	CKFN25(1)-14		
16mm	<a href="#">CCK1-16</a>	CKFN25(1)-16C	<a href="#">CKFN25(1)-16</a>		
18mm	<a href="#">CCK1-18</a>	CKFN25(1)-18C	CKFN25(1)-18		
20mm	<a href="#">CCK1-20</a>	CKFN25(1)-20C	CKFN25(1)-20		



**CCK Coolant Collet System (cont.)**



Collet Series	Size	Coolant Collet	Coolant-Thru Nut	Slotted Nut	Disc Wrench
1.1/4"	3/16"	<a href="#">CCK1.1/4-3/16</a>	<a href="#">CKFN32(1.1/4)-3/16C</a>	<a href="#">CKFN32(1.1/4)-3/16</a>	<a href="#">CCK132</a>
	1/4"	<a href="#">CCK1.1/4-1/4</a>	<a href="#">CKFN32(1.1/4)-1/4C</a>	<a href="#">CKFN32(1.1/4)-1/4</a>	
	5/16"	<a href="#">CCK1.1/4-5/16</a>	<a href="#">CKFN32(1.1/4)-5/16C</a>	<a href="#">CKFN32(1.1/4)-5/16</a>	
	3/8"	<a href="#">CCK1.1/4-3/8</a>	<a href="#">CKFN32(1.1/4)-3/8C</a>	<a href="#">CKFN32(1.1/4)-3/8</a>	
	7/16"	<a href="#">CCK1.1/4-7/16</a>	<a href="#">CKFN32(1.1/4)-7/16C</a>	<a href="#">CKFN32(1.1/4)-7/16</a>	
	1/2"	<a href="#">CCK1.1/4-1/2</a>	<a href="#">CKFN32(1.1/4)-1/2C</a>	<a href="#">CKFN32(1.1/4)-1/2</a>	
	9/16"	<a href="#">CCK1.1/4-9/16</a>	<a href="#">CKFN32(1.1/4)-9/16C</a>	<a href="#">CKFN32(1.1/4)-9/16</a>	
	5/8"	<a href="#">CCK1.1/4-5/8</a>	<a href="#">CKFN32(1.1/4)-5/8C</a>	<a href="#">CKFN32(1.1/4)-5/8</a>	
	3/4"	<a href="#">CCK1.1/4-3/4</a>	<a href="#">CKFN32(1.1/4)-3/4C</a>	<a href="#">CKFN32(1.1/4)-3/4</a>	
	7/8"	<a href="#">CCK1.1/4-7/8</a>	<a href="#">CKFN32(1.1/4)-7/8C</a>	<a href="#">CKFN32(1.1/4)-7/8</a>	
	1"	<a href="#">CCK1.1/4-1</a>	<a href="#">CKFN32(1.1/4)-1C</a>	<a href="#">CKFN32(1.1/4)-1</a>	
	6mm	<a href="#">CCK1.1/4-6</a>	<a href="#">CKFN32(1.1/4)-6C</a>	<a href="#">CKFN32(1.1/4)-6</a>	
	8mm	<a href="#">CCK1.1/4-8</a>	<a href="#">CKFN32(1.1/4)-8C</a>	<a href="#">CKFN32(1.1/4)-8</a>	
	10mm	<a href="#">CCK1.1/4-10</a>	<a href="#">CKFN32(1.1/4)-10C</a>	<a href="#">CKFN32(1.1/4)-10</a>	
	12mm	<a href="#">CCK1.1/4-12</a>	<a href="#">CKFN32(1.1/4)-12C</a>	<a href="#">CKFN32(1.1/4)-12</a>	
	14mm	<a href="#">CCK1.1/4-14</a>	<a href="#">CKFN32(1.1/4)-14C</a>	<a href="#">CKFN32(1.1/4)-14</a>	
	16mm	<a href="#">CCK1.1/4-16</a>	<a href="#">CKFN32(1.1/4)-16C</a>	<a href="#">CKFN32(1.1/4)-16</a>	
	20mm	<a href="#">CCK1.1/4-20</a>	<a href="#">CKFN32(1.1/4)-20C</a>	<a href="#">CKFN32(1.1/4)-20</a>	
25mm	<a href="#">CCK1.1/4-25</a>	<a href="#">CKFN32(1.1/4)-25C</a>	<a href="#">CKFN32(1.1/4)-25</a>		
2"	1"	<a href="#">CCK2-1</a>	<a href="#">CKFN50(2)-1C</a>	<a href="#">CKFN50(2)-1</a>	<a href="#">CCK150</a>
	1-1/4"	<a href="#">CCK2-1.1/4</a>	<a href="#">CKFN50(2)-1.1/4C</a>	<a href="#">CKFN50(2)-1.1/4</a>	
	1-1/2"	<a href="#">CCK2-1.1/2</a>	<a href="#">CKFN50(2)-1.1/2C</a>	<a href="#">CKFN50(2)-1.1/2</a>	
32mm	3/16"	<a href="#">CCK32-3/16</a>	<a href="#">CKFN32(1.1/4)-3/16C</a>	<a href="#">CKFN32(1.1/4)-3/16</a>	<a href="#">CCK132</a>
	1/4"	<a href="#">CCK32-1/4</a>	<a href="#">CKFN32(1.1/4)-1/4C</a>	<a href="#">CKFN32(1.1/4)-1/4</a>	
	5/16"	<a href="#">CCK32-5/16</a>	<a href="#">CKFN32(1.1/4)-5/16C</a>	<a href="#">CKFN32(1.1/4)-5/16</a>	
	3/8"	<a href="#">CCK32-3/8</a>	<a href="#">CKFN32(1.1/4)-3/8C</a>	<a href="#">CKFN32(1.1/4)-3/8</a>	
	7/16"	<a href="#">CCK32-7/16</a>	<a href="#">CKFN32(1.1/4)-7/16C</a>	<a href="#">CKFN32(1.1/4)-7/16</a>	
	1/2"	<a href="#">CCK32-1/2</a>	<a href="#">CKFN32(1.1/4)-1/2C</a>	<a href="#">CKFN32(1.1/4)-1/2</a>	
	9/16"	<a href="#">CCK32-9/16</a>	<a href="#">CKFN32(1.1/4)-9/16C</a>	<a href="#">CKFN32(1.1/4)-9/16</a>	
	5/8"	<a href="#">CCK32-5/8</a>	<a href="#">CKFN32(1.1/4)-5/8C</a>	<a href="#">CKFN32(1.1/4)-5/8</a>	
	3/4"	<a href="#">CCK32-3/4</a>	<a href="#">CKFN32(1.1/4)-3/4C</a>	<a href="#">CKFN32(1.1/4)-3/4</a>	
	7/8"	<a href="#">CCK32-7/8</a>	<a href="#">CKFN32(1.1/4)-7/8C</a>	<a href="#">CKFN32(1.1/4)-7/8</a>	
	1"	<a href="#">CCK32-1</a>	<a href="#">CKFN32(1.1/4)-1C</a>	<a href="#">CKFN32(1.1/4)-1</a>	
	6mm	<a href="#">CCK32-6</a>	<a href="#">CKFN32(1.1/4)-6C</a>	<a href="#">CKFN32(1.1/4)-6</a>	
	8mm	<a href="#">CCK32-8</a>	<a href="#">CKFN32(1.1/4)-8C</a>	<a href="#">CKFN32(1.1/4)-8</a>	
	10mm	<a href="#">CCK32-10</a>	<a href="#">CKFN32(1.1/4)-10C</a>	<a href="#">CKFN32(1.1/4)-10</a>	
	12mm	<a href="#">CCK32-12</a>	<a href="#">CKFN32(1.1/4)-12C</a>	<a href="#">CKFN32(1.1/4)-12</a>	
	14mm	<a href="#">CCK32-14</a>	<a href="#">CKFN32(1.1/4)-14C</a>	<a href="#">CKFN32(1.1/4)-14</a>	
	16mm	<a href="#">CCK32-16</a>	<a href="#">CKFN32(1.1/4)-16C</a>	<a href="#">CKFN32(1.1/4)-16</a>	
	20mm	<a href="#">CCK32-20</a>	<a href="#">CKFN32(1.1/4)-20C</a>	<a href="#">CKFN32(1.1/4)-20</a>	
25mm	<a href="#">CCK32-25</a>	<a href="#">CKFN32(1.1/4)-25C</a>	<a href="#">CKFN32(1.1/4)-25</a>		

## Milling Chuck Accessories

### Wrench

Standard Style Part Number	High Speed Style Part Number	Use With
<a href="#">9HC22</a>	<a href="#">GH20</a>	3/4" Milling Chuck
<a href="#">9HC25</a>	<a href="#">GH25</a>	1" Milling Chuck
<a href="#">9HC32</a>	<a href="#">GH32</a> <a href="#">GH32S</a>	1.1/4" and 32mm Milling Chuck - OD = 68mm 1.1/4" and 32mm Milling Chuck - OD = 62-64mm
<a href="#">9HC50</a>	-	2" Milling Chuck



### Back-Up Screw

Standard Style Part Number	Coolant-Thru Style Part Number	Use With
750TL-3	750TL-3(C)	3/4" Milling Chuck
1000TL-3	1000TL-3(C)	1" Milling Chuck
1250TL-2	1250TL-2(C)	1.1/4" Milling Chuck with ID depth of 77mm or less
1250TL-3	1250TL-3(C)	1.1/4" Milling Chuck with ID depth of 105mm or more

Note: All back-up screws are 1000 PSI capable.



### Coolant Tube for HSK Holders

Part Number	Description
<a href="#">HSK63-TUBE</a>	Coolant Tube for HSK63 Holders
<a href="#">HSK100-TUBE</a>	Coolant Tube for HSK100 Holders



### Coolant Tube Wrench for HSK Holders

Coolant tube wrenches are needed to remove or install coolant tubes in HSK toolholders.

Part Number	Description
<a href="#">HSK63-WRENCH</a>	Wrench for HSK63 Coolant Tube
<a href="#">HSK100-WRENCH</a>	Wrench for HSK100 Coolant Tube




# NIKKEN

## X-TREME MILLING CHUCK

***Excellent Runout  
& Powerful Gripping***

Exclusively developed for demanding applications and materials associated with the Aerospace and Energy industries.



**Material: Ti6Al4V Titanium**  
**0.98", 6 teeth Carbide Roughing End Mill**  
**0.98" x 1.97" 1-Path Milling**  
**No Pull-Out**



Phone: (847) 367-4800



Email: [sales@lyndexnikken.com](mailto:sales@lyndexnikken.com)



[www.lyndexnikken.com](http://www.lyndexnikken.com)

Connect with us on our social media channels!









## End Mill Holder Features

### Extreme Rigidity

Featuring the highest taper contact and high quality steel, our End Mill Holders provide extreme rigidity for even the heaviest machining applications.

Shank style available from stock: CAT, BT, HSK, NMTB, and Straight, with inch or metric bores. High rigidity, stubby style, extended lengths and Aerospace whistle notch End Mill Holders also available.



### Aerospace End Mill Holder

#### Aerospace End Mill Holders

Lyndex-Nikken Aerospace End Mill Holders are field tested and proven to prevent the end mill from pullout, unlike other's holders.

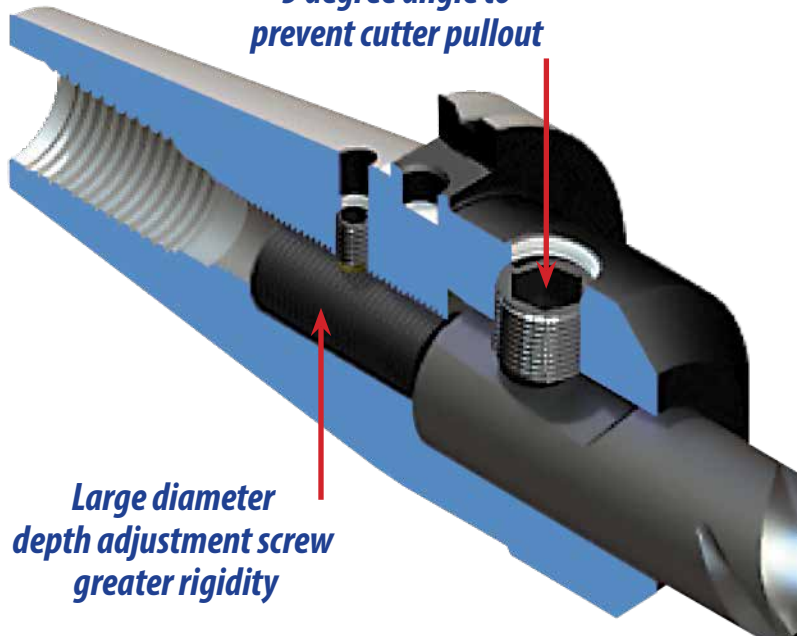
#### Unique Design and Built-in Features

- End Mill Holder bore does not exceed 0.0002" beyond nominal dimension
- Dual support screws to secure depth adjustment screw and side lock screw
- Tapped fine 2B internal threads for precision adjustment
- AT3 taper grind to match the grind tolerance of your machine spindle
- Balanced for high-speed machining up to 20,000 RPM (rated at G6.3)
- Made from high quality 4340 Nickel Chrome
- End Mill Holder must be used with 5 degree whistle notch cutter (NAS 987)

**Our Aerospace End Mill Holders will help you produce aerospace parts with greater accuracy and efficiency.**



*5 degree angle to prevent cutter pullout*



*Large diameter depth adjustment screw greater rigidity*

## CAT End Mill Holders



**T.I.R.:** < 0.0002" run out in ID bore



Milling



**Speed:** up to 20,000 RPM (rated at G6.3)



Drilling



**Set-up:** quick and easy



Tapping



**Coolant-Thru:** jet slots (optional)



Reaming

- End mill inner bore T.I.R. < 0.0002"
- Through-spindle coolant capability
- AT3 or better taper
- Available in high-speed balanceable versions

Please note that the maximum RPM listed in our catalog may vary depending on the toolholder shank, weight, balanceability and the G rating.

### CAT40 - Inch

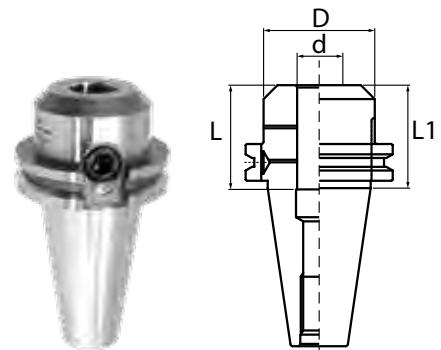
Part Number	Style	d	L	L1	L2	D	D1	Set Screw Part Number
<a href="#">C40S6-0125-1.38</a>	Stubby	1/8"	1.38"	0.74"	-	0.75"	-	S6-32X1/4
<a href="#">C4006-0125-2.36</a>	Standard	1/8"	2.36"	0.63"	-	0.75"	-	S6-32X1/4
<a href="#">C4016-0125-4.00</a>	Standard	1/8"	4.00"	0.63"	-	0.75"	-	S6-32X1/4
<a href="#">C40S6-0187-1.38</a>	Stubby	3/16"	1.38"	0.94"	-	0.75"	-	S8-32X1/4
<a href="#">C4006-0187-2.50</a>	Standard	3/16"	2.50"	0.86"	-	0.75"	-	S8-32X1/4
<a href="#">C4016-0187-4.00</a>	Standard	3/16"	4.00"	0.86"	-	0.75"	-	S8-32X1/4
<a href="#">C40S6-0250-1.38</a>	Stubby	1/4"	1.38"	1.18"	-	0.79"	-	S1/4-28X1/4
<a href="#">C4006-0250-2.50</a>	Standard	1/4"	2.50"	1.10"	-	0.79"	-	S1/4-28X1/4
<a href="#">C4016-0250-4.00</a>	Standard	1/4"	4.00"	1.10"	-	0.79"	-	S1/4-28X1/4
<a href="#">C4046-0250-9.00</a>	Ext. Length	1/4"	9.00"	1.50"	6.12"	0.79"	1.75"	S1/4-28X1/4
<a href="#">C4006-0312-2.50</a>	Standard	5/16"	2.50"	1.26"	-	0.87"	-	S5/16-24X1/4
<a href="#">C4016-0312-4.00</a>	Standard	5/16"	4.00"	1.26"	-	0.87"	-	S5/16-24X1/4
<a href="#">C40S6-0375-1.38</a>	Stubby	3/8"	1.38"	1.34"	-	1.00"	-	S3/8-24X5/16
<a href="#">C4006-0375-2.50</a>	Standard	3/8"	2.50"	1.26"	-	1.00"	-	S3/8-24X5/16
<a href="#">C4016-0375-4.00</a>	Standard	3/8"	4.00"	1.26"	-	1.00"	-	S3/8-24X5/16
<a href="#">C4026-0375-5.00</a>	Standard	3/8"	5.00"	1.26"	-	1.00"	-	S3/8-24X5/16
<a href="#">C4046-0375-9.00</a>	Ext. Length	3/8"	9.00"	1.50"	6.12"	1.00"	1.75"	S3/8-24X5/16
<a href="#">C4006-0437-2.50</a>	Standard	7/16"	2.50"	1.50"	-	1.38"	-	S7/16-20X3/8
<a href="#">C4016-0437-4.00</a>	Standard	7/16"	4.00"	1.50"	-	1.38"	-	S7/16-20X3/8
<a href="#">C40S6-0500-1.75</a>	Stubby	1/2"	1.75"	1.50"	-	1.38"	-	S7/16-20X3/8
<a href="#">C4006-0500-2.50</a>	Standard	1/2"	2.50"	1.50"	-	1.38"	-	S7/16-20X3/8
<a href="#">C4016-0500-4.00</a>	Standard	1/2"	4.00"	1.50"	-	1.38"	-	S7/16-20X3/8
<a href="#">C4026-0500-5.00</a>	Standard	1/2"	5.00"	1.50"	-	1.38"	-	S7/16-20X3/8
<a href="#">C4046-0500-9.00</a>	Ext. Length	1/2"	9.00"	1.50"	6.12"	1.38"	1.75"	S7/16-20X3/8
<a href="#">C40S6-0625-1.75</a>	Stubby	5/8"	1.75"	1.61"	-	1.65"	-	S9/16-18X1/2
<a href="#">C4006-0625-3.00</a>	Standard	5/8"	3.00"	1.61"	-	1.65"	-	S9/16-18X1/2
<a href="#">C4016-0625-4.00</a>	Standard	5/8"	4.00"	1.61"	-	1.65"	-	S9/16-18X1/2
<a href="#">C4026-0625-5.50</a>	Standard	5/8"	5.50"	1.61"	-	1.65"	-	S9/16-18X1/2
<a href="#">C4046-0625-9.00</a>	Ext. Length	5/8"	9.00"	1.50"	6.12"	1.65"	1.75"	S9/16-18X1/2
<a href="#">C40S6-0750-1.75</a>	Stubby	3/4"	1.75"	1.77"	-	1.89"	-	S5/8-18X1/2
<a href="#">C4006-0750-3.00</a>	Standard	3/4"	3.00"	1.77"	-	1.75"	-	S5/8-18X1/2
<a href="#">C4016-0750-4.00</a>	Standard	3/4"	4.00"	1.77"	-	1.75"	-	S5/8-18X1/2
<a href="#">C4026-0750-5.50</a>	Standard	3/4"	5.50"	1.77"	-	1.75"	-	S5/8-18X1/2
<a href="#">C4046-0750-9.00</a>	Ext. Length	3/4"	9.00"	-	-	1.75"	-	S5/8-18X1/2

Note:

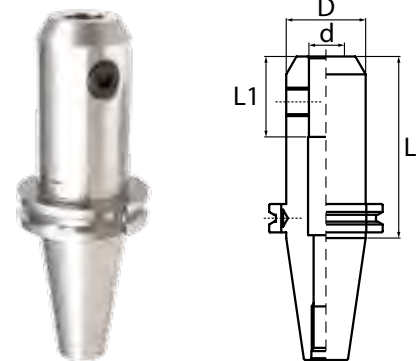
- Set Screws are included.
- Extended Length End Mill Holders can be modified with DIN flange coolant ports.



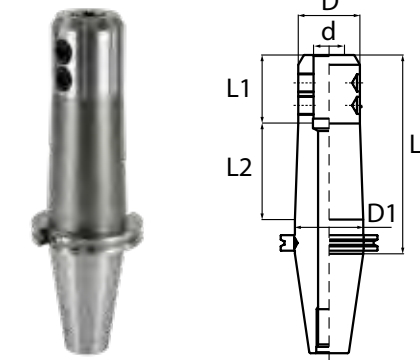
Available in **TAPER PLUS** Dual-taper and flange contact



**Stubby**



**Standard**



**Extended Length**



Set Screws  
Page 135



Tool Jaw  
Page 234



Retention Knobs  
Page 229

**CAT End Mill Holders**

**CAT40 - Inch (cont.)**

Part Number	Style	d	L	L1	L2	D	D1	Set Screw Part Number
C40S6-0875-1.75	Stubby	7/8"	1.75"	2.08"	-	1.94"	-	S5/8-18X1/2
<a href="#">C4006-0875-3.50</a>	Standard	7/8"	3.50"	2.08"	-	2.00"	-	S5/8-18X1/2 (2)
C40S6-1000-2.00	Stubby	1"	2.00"	2.36"	-	2.25"	-	S3/4-16X11/16
<a href="#">C4006-1000-4.00</a>	Standard	1"	4.00"	2.36"	-	2.36"	-	S3/4-16X11/16 (2)
C4016-1000-6.00	Standard	1"	6.00"	2.36"	-	2.36"	-	S3/4-16X11/16 (2)
C40S6-1250-2.00	Stubby	1-1/4"	2.00"	2.28"	-	2.25"	-	S3/4-16X7/16
<a href="#">C4006-1250-4.00</a>	Standard	1-1/4"	4.00"	2.55"	-	2.48"	-	S3/4-16X11/16 (2)
<a href="#">C4006-1500-4.50</a>	Standard	1-1/2"	4.50"	2.55"	-	2.99"	-	S3/4-16X11/16 (2)

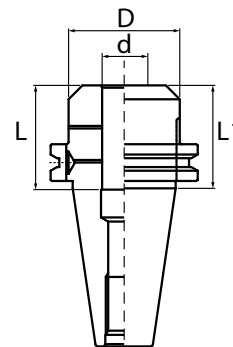
Note:

- Set Screws are included.
- Extended Length End Mill Holders can be modified with DIN flange coolant ports.

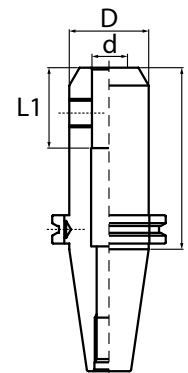
**CAT40 - Metric**

Part Number	Style	d	L	L1	D	Set Screw Part Number
<a href="#">C4006-6-2.50</a>	Standard	6mm	2.50"	1.10"	0.78"	S1/4-28X1/4
<a href="#">C4006-8-2.50</a>	Standard	8mm	2.50"	1.25"	0.87"	S5/16-24X1/4
<a href="#">C4006-10-2.50</a>	Standard	10mm	2.50"	1.25"	1.00"	S3/8-24X5/16
<a href="#">C4006-12-2.50</a>	Standard	12mm	2.50"	1.50"	1.38"	S7/16-20X3/8
<a href="#">C4006-14-3.00</a>	Standard	14mm	3.00"	1.61"	1.65"	S9/16-18X1/2
<a href="#">C4006-16-3.00</a>	Standard	16mm	3.00"	1.61"	1.65"	S9/16-18X1/2
<a href="#">C4006-20-3.00</a>	Standard	20mm	3.00"	1.77"	1.75"	S5/8-18x1/2
<a href="#">C4006-25-4.00</a>	Standard	25mm	4.00"	2.36"	2.36"	S3/4-16X11/16 (2)
<a href="#">C4006-32-4.00</a>	Standard	32mm	4.00"	2.36"	2.48"	S3/4-16X11/16 (2)

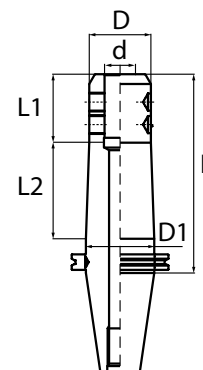
Note: Set Screws are included.




**Stubby**



**Standard**



**Extended Length**



Available in  
**TAPER PLUS**

Dual-taper and flange contact available.

See page 134



**TAPER PLUS  
COMBINING TAPER ACCURACY  
WITH FLANGE RIGIDITY!**

- Outstanding Runout Accuracy for longer tool life
- Vibration Dampening for increased productivity
- High Rigidity for smooth and stable cutting

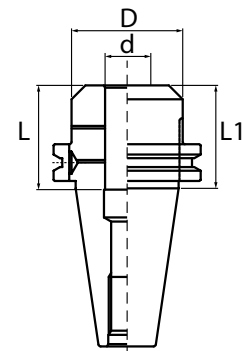


## CAT End Mill Holders

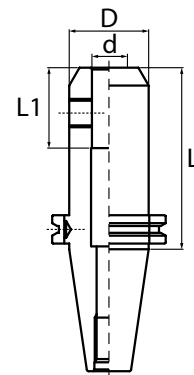


### CAT50 - Inch

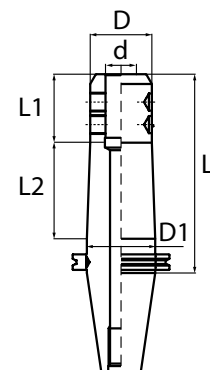
Part Number	Style	d	L	L1	L2	D	D1	Set Screw Part Number
<a href="#">C5006-0250-2.50</a>	Standard	1/4"	2.50"	1.10"	-	0.79"	-	S1/4-28X1/4
C5016-0250-4.00	Standard	1/4"	4.00"	1.10"	-	0.79"	-	S1/4-28X1/4
<a href="#">C5026-0250-6.00</a>	Standard	1/4"	6.00"	1.10"	-	0.79"	-	S1/4-28X1/4
C5036-0250-8.00	Ext. Length	1/4"	8.00"	1.50"	4.76"	0.79"	1.62"	S1/4-28X1/4
<a href="#">C5006-0312-2.50</a>	Standard	5/16"	2.50"	1.26"	-	0.87"	-	S5/16-24X1/4
C5016-0312-4.00	Standard	5/16"	4.00"	1.26"	-	0.87"	-	S5/16-24X1/4
<a href="#">C5026-0312-6.00</a>	Standard	5/16"	6.00"	1.26"	-	0.87"	-	S5/16-24X1/4
<a href="#">C5006-0375-2.50</a>	Standard	3/8"	2.50"	1.26"	-	1.00"	-	S3/8-24X5/16
C5016-0375-4.00	Standard	3/8"	4.00"	1.26"	-	1.00"	-	S3/8-24X5/16
<a href="#">C5026-0375-6.00</a>	Standard	3/8"	6.00"	1.26"	-	1.00"	-	S3/8-24X5/16
C5036-0375-8.00	Ext. Length	3/8"	8.00"	1.50"	5.12"	1.00"	2.75"	S3/8-24X5/16
<a href="#">C5006-0437-2.50</a>	Standard	7/16"	2.50"	1.50"	-	1.38"	-	S7/16-20X3/8
C5016-0437-4.00	Standard	7/16"	4.00"	1.50"	-	1.38"	-	S7/16-20X3/8
<a href="#">C5006-0500-2.63</a>	Standard	1/2"	2.63"	1.50"	-	1.38"	-	S7/16-20X3/8
C5016-0500-4.00	Standard	1/2"	4.00"	1.50"	-	1.38"	-	S7/16-20X3/8
<a href="#">C5026-0500-6.00</a>	Standard	1/2"	6.00"	1.50"	-	1.38"	-	S7/16-20X3/8
C5036-0500-8.00	Ext. Length	1/2"	8.00"	1.50"	5.12"	1.38"	2.75"	S7/16-20X3/8
C5066-0500-15.00	Ext. Length	1/2"	15.00"	1.50"	12.12"	1.38"	2.75"	S7/16-20X3/8
<a href="#">C5006-0625-3.00</a>	Standard	5/8"	3.00"	1.61"	-	1.65"	-	S9/16-18X1/2
C5016-0625-4.00	Standard	5/8"	4.00"	1.61"	-	1.65"	-	S9/16-18X1/2
<a href="#">C5026-0625-6.00</a>	Standard	5/8"	6.00"	1.61"	-	1.65"	-	S9/16-18X1/2
C5036-0625-8.00	Ext. Length	5/8"	8.00"	1.50"	5.12"	1.65"	2.75"	S9/16-18X1/2
<a href="#">C50S6-0750-1.75</a>	Stubby	3/4"	1.75"	1.77"	-	1.89"	-	S5/8-18X1/2
<a href="#">C5006-0750-3.00</a>	Standard	3/4"	3.00"	1.77"	-	1.89"	-	S5/8-18X1/2
C5016-0750-4.00	Standard	3/4"	4.00"	1.77"	-	1.89"	-	S5/8-18X1/2
<a href="#">C5026-0750-6.00</a>	Standard	3/4"	6.00"	1.77"	-	1.89"	-	S5/8-18X1/2
C5036-0750-8.00	Ext. Length	3/4"	8.00"	1.50"	5.12"	1.89"	2.75"	S5/8-18X1/2
C5066-0750-15.00	Ext. Length	3/4"	15.00"	1.76"	11.86"	1.89"	2.75"	S5/8-18X1/2
<a href="#">C50S6-1000-2.00</a>	Stubby	1"	2.00"	2.36"	-	2.36"	-	S3/4-16X11/16
<a href="#">C5006-1000-4.00</a>	Standard	1"	4.00"	2.36"	-	2.36"	-	S3/4-16X11/16 (2)
C5016-1000-6.00	Standard	1"	6.00"	2.36"	-	2.36"	-	S3/4-16X11/16 (2)
<a href="#">C5026-1000-8.00</a>	Ext. Length	1"	8.00"	2.76"	3.87"	2.36"	2.75"	S3/4-16X11/16 (2)
<a href="#">C5066-1000-15.00</a>	Ext. Length	1"	15.00"	2.76"	10.87"	2.36"	2.75"	S3/4-16X11/16 (2)



**Stubby**



**Standard**



**Extended Length**

Note:

- Set Screws are included.
- Extended Length End Mill Holders can be modified with DIN flange coolant ports.



Available in **TAPER PLUS** Dual-taper and flange contact



Set Screws  
Page 135



Tool Jaw  
Page 234



Retention Knobs  
Page 229



## CAT End Mill Holders

### CAT50 - Inch (cont.)

Part Number	Style	d	L	L1	L2	D	D1	Set Screw Part Number
C50S6-1250-2.00	Stubby	1-1/4"	2.00"	2.55"	-	2.75"	-	S3/4-16X11/16
<a href="#">C5006-1250-4.00</a>	Standard	1-1/4"	4.00"	2.55"	-	2.48"	-	S3/4-16X11/16 (2)
C5016-1250-6.00	Standard	1-1/4"	6.00"	2.55"	-	2.48"	-	S3/4-16X11/16 (2)
C5026-1250-8.00	Ext. Length	1-1/4"	8.00"	2.76"	3.87"	2.48"	2.75"	S3/4-16X11/16 (2)
C5066-1250-15.00	Ext. Length	1-1/4"	15.00"	2.76"	10.87"	2.48"	2.75"	S3/4-16X11/16 (2)
C50S6-1500-2.25	Stubby	1-1/2"	2.25"	2.83"	-	2.75"	-	S3/4-16X11/16
<a href="#">C5006-1500-4.50</a>	Standard	1-1/2"	4.50"	2.83"	-	2.99"	-	S3/4-16X11/16 (2)
C5016-1500-7.00	Standard	1-1/2"	7.00"	2.83"	-	2.99"	-	S3/4-16X11/16 (2)
C50S6-2000-3.63	Stubby	2"	3.63"	3.34"	-	3.74"	-	S1"-14X7/8 (1) S1"-14X7/16 (1)
C5026-2000-10.00	Standard	2"	10.00"	3.34"	-	3.74"	-	S1"-14X7/8 (2)
<a href="#">C5006-2000-5.37</a>	Standard	2"	5.37"	3.34"	-	3.74"	-	S1"-14X7/8 (2)
C5016-2000-8.00	Standard	2"	8.00"	3.34"	-	3.74"	-	S1"-14X7/8 (2)
<a href="#">C5006-2500-6.00</a>	Standard	2-1/2"	6.00"	3.66"	-	4.25"	-	S1"-14X7/8 (2)

Note:

- Set Screws are included.
- Extended Length End Mill Holders can be modified with DIN flange coolant ports.

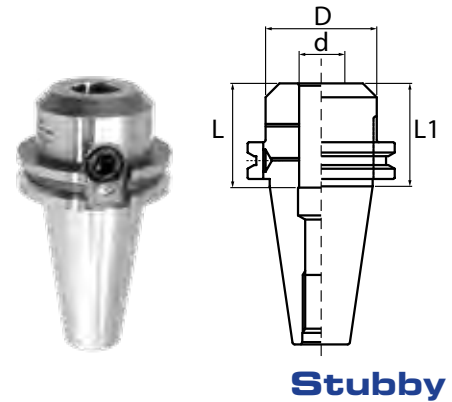
 Available in **TAPER PLUS**  Dual-taper and flange contact

### CAT50 - Metric


Part Number	Style	d	L	L1	D	Set Screw Part Number
<a href="#">C5006-6-2.50</a>	Standard	6mm	2.50"	1.10"	0.79"	S1/4-28X1/4
C5006-8-2.50	Standard	8mm	2.50"	1.10"	0.87"	S5/16-24X1/4
<a href="#">C5006-10-2.50</a>	Standard	10mm	2.50"	1.26"	1.00"	S3/8-24X5/16
<a href="#">C5006-12-2.63</a>	Standard	12mm	2.63"	1.50"	1.38"	S7/16-20X3/8
<a href="#">C5006-14-3.00</a>	Standard	14mm	3.00"	1.61"	1.65"	S9/16-18X1/2
<a href="#">C5006-16-3.00</a>	Standard	16mm	3.00"	1.61"	1.65"	S9/16-18X1/2
<a href="#">C5006-18-3.00</a>	Standard	18mm	3.00"	1.77"	1.89"	S5/8-18X1/2
<a href="#">C5006-20-3.00</a>	Standard	20mm	3.00"	1.77"	1.89"	S5/8-18X1/2
<a href="#">C5006-25-4.00</a>	Standard	25mm	4.00"	2.36"	2.36"	S3/4-16X11/16 (2)
<a href="#">C5006-32-4.00</a>	Standard	32mm	4.00"	2.55"	2.48"	S3/4-16X11/16 (2)
<a href="#">C5006-40-4.50</a>	Standard	40mm	4.50"	2.95"	3.07"	S3/4-16X11/16 (2)
<a href="#">C5006-42-4.50</a>	Standard	42mm	4.50"	2.83"	3.07"	S3/4-16X11/16 (2)
<a href="#">C5006-50-5.37</a>	Standard	50mm	5.37"	3.35"	3.74"	S1"-14X7/8 (2)

Note: Set Screws are included.

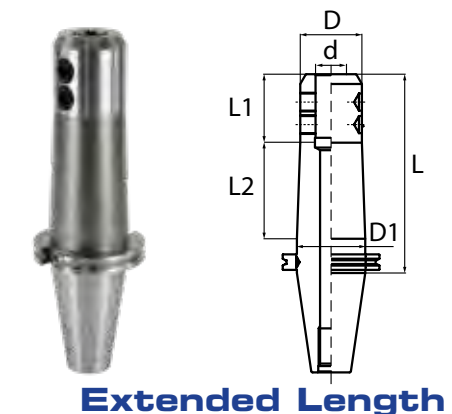
 Available in **TAPER PLUS**  Dual-taper and flange contact



Stubby



Standard



Extended Length

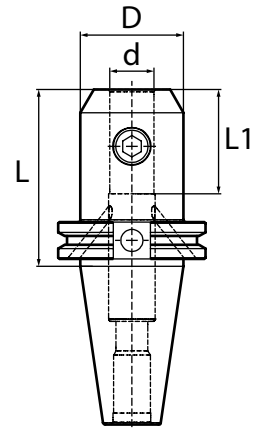


## CAT End Mill Holders - DIN



### CAT40 - DIN - Metric

Part Number	Style	d	L	L1	D	Set Screw Part Number
C4006-6-2.50DIN	Standard	6mm	2.50"	1.10"	0.78"	S1/4-28X1/4
C4006-8-2.50DIN	Standard	8mm	2.50"	1.25"	0.87"	S5/16-24X1/4
C4006-10-2.50DIN	Standard	10mm	2.50"	1.25"	1.00"	S3/8-24X5/16
C4006-12-2.50DIN	Standard	12mm	2.50"	1.50"	1.38"	S7/16-20X3/8
C4006-14-3.00DIN	Standard	14mm	3.00"	1.61"	1.65"	S9/16-18X1/2
C4006-16-3.00DIN	Standard	16mm	3.00"	1.61"	1.65"	S9/16-18X1/2
C4006-18-3.00DIN	Standard	18mm	3.00"	1.77"	1.75"	S5/8-18x1/2
C4006-20-3.00DIN	Standard	20mm	3.00"	1.77"	1.75"	S5/8-18x1/2
C4006-25-4.00DIN	Standard	25mm	4.00"	2.36"	2.36"	S3/4-16X11/16 (2)
C4006-32-4.00DIN	Standard	32mm	4.00"	2.36"	2.48"	S3/4-16X11/16 (2)



Note:

- Set Screws are included.
- "DIN" designates suitability for coolant through the flange per DIN 69871 Form B specs.



Set Screws  
Page 135



Tool Jaw  
Page 234

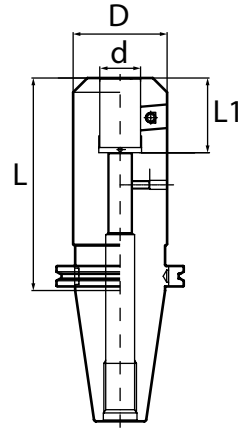


Retention Knobs  
Page 229

**CAT End Mill Holders - Aerospace**

**CAT50 - Aerospace**

Part Number	Style	d	L	L1	D	Set Screw Part Number
C5026-0375A-6.69	Standard	3/8"	6.69"	1.52"	1.37"	S3/8-24UNF
C5016-0500A-4.60	Standard	1/2"	4.60"	1.68"	1.63"	S3/8-24UNF
C5026-0750A-6.50	Standard	3/4"	6.50"	2.01"	2.00"	S1/2-20UNF
<a href="#">C5006-1000A-3.00</a>	Standard	1"	3.00"	2.27"	2.63"	S3/4-16x7/16
C5016-1000A-4.50	Standard	1"	4.50"	2.27"	2.63"	S3/4-16x7/16
<a href="#">C5006-1250A-3.00</a>	Standard	1-1/4"	3.00"	2.27"	2.87"	S3/4-16x7/16
C5016-1250A-4.50	Standard	1-1/4"	4.50"	2.27"	2.87"	S3/4-16x7/16
C5016-2000A-7.35	Standard	2"	7.35"	3.38"	4.00"	S3/4-16x7/16 (2)
C5016-2500A-7.35	Standard	2-1/2"	7.35"	3.38"	5.00"	S3/4-16x7/16 (2)



Note: Set Screws are included. Back-up screws are included for Aerospace End Mill Holders.



## BT End Mill Holders



**T.I.R.:** < 0.0002" run out in ID bore



Milling



**Speed:** up to 20,000 RPM



Drilling



**Set-up:** quick and easy



Tapping



**Coolant-Thru:** jet slots (optional)



Reaming

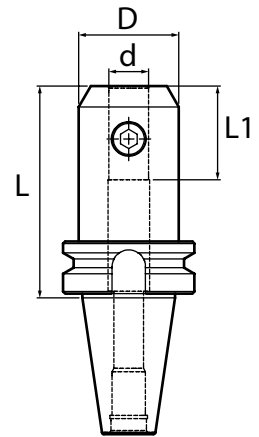
- End mill inner bore T.I.R. ≤ 0.0002"
- Through-spindle coolant capability
- AT3 or better taper
- Available in high-speed balanceable versions

Please note that the maximum RPM listed in our catalog may vary depending on the toolholder shank, weight, balanceability and the G rating.

### BT30 - Inch

Part Number	Style	d	L	L1	D	Set Screw Part Number
<a href="#">B3006-0125-2.36</a>	Standard	1/8"	2.36"	0.63"	0.75"	S6-32X1/4
<a href="#">B3006-0187-2.36</a>	Standard	3/16"	2.36"	0.87"	0.75"	S8-32X1/4
<a href="#">B3006-0250-2.36</a>	Standard	1/4"	2.36"	1.10"	0.79"	S1/4-28X1/4
<a href="#">B3006-0312-2.36</a>	Standard	5/16"	2.36"	1.26"	0.87"	S5/16-24X1/4
<a href="#">B3006-0375-2.36</a>	Standard	3/8"	2.36"	1.26"	1.00"	S3/8-24X5/16
<a href="#">B3006-0437-2.36</a>	Standard	7/16"	2.36"	1.50"	1.38"	S7/16-20X3/8
<a href="#">B3006-0500-2.36</a>	Standard	1/2"	2.36"	1.50"	1.38"	S7/16-20X3/8
<a href="#">B3006-0625-2.50</a>	Standard	5/8"	2.50"	1.61"	1.65"	S9/16-18X1/2
<a href="#">B3006-0750-3.00</a>	Standard	3/4"	3.00"	1.77"	1.88"	S5/8-18X1/2
<a href="#">B3006-0875-3.54</a>	Standard	7/8"	3.54"	2.09"	2.00"	S5/8-18X1/2 (2)
<a href="#">B3006-1000-3.54</a>	Standard	1"	3.54"	2.36"	2.36"	S3/4-16X11/16 (2)

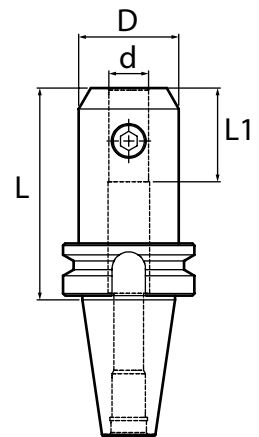
Note: Set Screws are included.



### BT30 - Metric

Part Number	Style	d	L	L1	D	Set Screw Part Number
<a href="#">B3006-6-2.50</a>	Standard	6mm	2.50"	1.10"	0.79"	S1/4-28X1/4
<a href="#">B3006-10-2.50</a>	Standard	10mm	2.50"	1.26"	1.00"	S3/8-24X5/16
<a href="#">B3006-12-2.50</a>	Standard	12mm	2.50"	1.50"	1.38"	S7/16-20X3/8
<a href="#">B3006-16-2.50</a>	Standard	16mm	2.50"	1.61"	1.65"	S9/16-18X1/2
<a href="#">B3006-18-3.50</a>	Standard	18mm	3.50"	1.65"	1.89"	S5/8-18X1/2
<a href="#">B3006-20-3.50</a>	Standard	20mm	3.50"	1.65"	1.89"	S5/8-18X1/2
<a href="#">B3006-25-3.50</a>	Standard	25mm	3.50"	2.36"	2.36"	S3/4-16X11/16 (2)

Note: Set Screws are included.



Set Screws  
Page 135



Tool Jaw  
Page 234



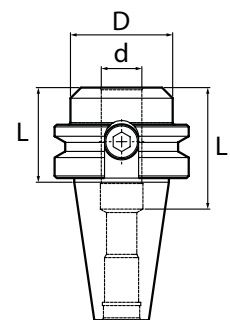
Retention Knobs  
Page 229



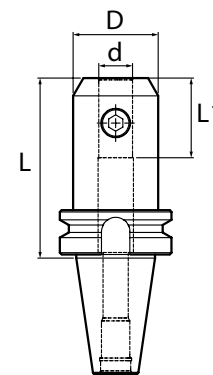
**BT End Mill Holders**

**BT40 - Inch**

Part Number	Style	d	L	L1	D	Set Screw Part Number
<a href="#">B40S6-0125-1.38</a>	Stubby	1/8"	1.38"	0.78"	0.75"	S6-32X1/4
<a href="#">B4006-0125-2.36</a>	Standard	1/8"	2.36"	0.63"	0.75"	S6-32X1/4
<a href="#">B4016-0125-4.00</a>	Standard	1/8"	4.00"	0.63"	0.75"	S6-32X1/4
<a href="#">B4006-0187-2.50</a>	Standard	3/16"	2.50"	0.86"	0.75"	S8-32X1/4
<a href="#">B4016-0187-4.00</a>	Standard	3/16"	4.00"	0.86"	0.75"	S8-32X1/4
<a href="#">B40S6-0250-1.38</a>	Stubby	1/4"	1.38"	1.18"	0.79"	S1/4-28X1/4
<a href="#">B4006-0250-2.50</a>	Standard	1/4"	2.50"	1.10"	0.79"	S1/4-28X1/4
<a href="#">B4016-0250-4.00</a>	Standard	1/4"	4.00"	1.10"	0.79"	S1/4-28X1/4
<a href="#">B4006-0312-2.50</a>	Standard	5/16"	2.50"	1.26"	0.87"	S5/16-24X1/4
<a href="#">B4016-0312-4.00</a>	Standard	5/16"	4.00"	1.26"	0.87"	S5/16-24X1/4
<a href="#">B4006-0375-2.50</a>	Standard	3/8"	2.50"	1.26"	1.00"	S3/8-24x5/16
<a href="#">B4016-0375-4.00</a>	Standard	3/8"	4.00"	1.26"	1.00"	S3/8-24x5/16
<a href="#">B4006-0437-2.50</a>	Standard	7/16"	2.50"	1.53"	1.38"	S7/16-20X3/8
<a href="#">B40S6-0500-1.75</a>	Stubby	1/2"	1.75"	1.57"	1.38"	S7/16-20X3/8
<a href="#">B4006-0500-2.50</a>	Standard	1/2"	2.50"	1.50"	1.38"	S7/16-20X3/8
<a href="#">B4016-0500-4.00</a>	Standard	1/2"	4.00"	1.57"	1.38"	S7/16-20X3/8
<a href="#">B40S6-0625-1.75</a>	Stubby	5/8"	1.75"	1.61"	1.65"	S9/16-18X1/2
<a href="#">B4006-0625-2.50</a>	Standard	5/8"	2.50"	1.61"	1.65"	S9/16-18X1/2
<a href="#">B4016-0625-4.00</a>	Standard	5/8"	4.00"	1.61"	1.65"	S9/16-18X1/2
<a href="#">B40S6-0750-1.75</a>	Stubby	3/4"	1.75"	1.77"	1.89"	S5/8-18X1/2
<a href="#">B4006-0750-2.50</a>	Standard	3/4"	2.50"	1.77"	1.89"	S5/8-18X1/2
<a href="#">B4016-0750-4.00</a>	Standard	3/4"	4.00"	1.77"	1.89"	S5/8-18X1/2
<a href="#">B4006-0875-3.38</a>	Standard	7/8"	3.38"	2.08"	2.00"	S5/8-18X1/2 (2)
<a href="#">B40S6-1000-2.00</a>	Stubby	1"	2.00"	2.28"	2.25"	S3/4-16X11/16
<a href="#">B4006-1000-3.56</a>	Standard	1"	3.56"	2.36"	2.36"	S3/4-16X11/16 (2)
<a href="#">B4016-1000-6.00</a>	Standard	1"	6.00"	2.36"	2.36"	S3/4-16X11/16 (2)
<a href="#">B40S6-1250-2.00</a>	Stubby	1-1/4"	2.00"	2.16"	2.25"	S3/4-16X11/16
<a href="#">B4006-1250-3.56</a>	Standard	1-1/4"	3.56"	2.56"	2.48"	S3/4-16X11/16 (2)
<a href="#">B4006-1500-4.50</a>	Standard	1-1/2"	4.50"	2.83"	2.99"	S3/4-16X11/16 (2)



**Stubby**



**Standard**

Note: Set Screws are included.



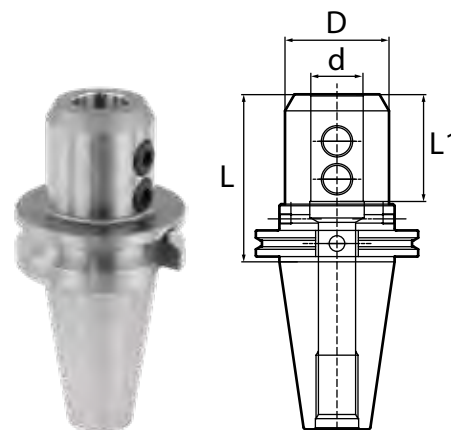
## BT End Mill Holders



### BT50 - Inch

Part Number	Style	d	L	L1	D	Set Screw Part Number
<a href="#">B5006-0375-2.75</a>	Standard	3/8"	2.75"	1.26"	1.00"	S3/8-24X5/16
B5016-0375-6.00	Standard	3/8"	6.00"	1.26"	1.00"	S3/8-24X5/16
<a href="#">B5006-0500-3.00</a>	Standard	1/2"	3.00"	1.50"	1.38"	S7/16-20X3/8
B5016-0500-6.00	Standard	1/2"	6.00"	1.50"	1.38"	S7/16-20X3/8
<a href="#">B5006-0625-3.00</a>	Standard	5/8"	3.00"	1.61"	1.65"	S9/16-18X1/2
<a href="#">B5006-0750-3.00</a>	Standard	3/4"	3.00"	1.77"	1.89"	S5/8-18X1/2
B5016-0750-6.00	Standard	3/4"	6.00"	1.77"	1.89"	S5/8-18X1/2
<a href="#">B5006-1000-4.00</a>	Standard	1"	4.00"	2.36"	2.36"	S3/4-16X11/16 (2)
B5016-1000-6.00	Standard	1"	6.00"	2.36"	2.36"	S3/4-16X11/16 (2)
<a href="#">B5006-1250-4.00</a>	Standard	1-1/4"	4.00"	2.56"	2.48"	S3/4-16X11/16 (2)
B5016-1250-6.00	Standard	1-1/4"	6.00"	2.56"	2.48"	S3/4-16X11/16 (2)
<a href="#">B5006-1500-4.50</a>	Standard	1-1/2"	4.50"	2.83"	2.99"	S3/4-16X11/16 (2)
B5006-2000-5.00	Standard	2"	5.00"	3.34"	3.74"	S1-14X7/8 (2)

Note: Set Screws are included.



### BT50 - Metric

Part Number	Style	d	L	L1	D	Set Screw Part Number
B5006-12-3.00	Standard	12mm	3.00"	1.50"	1.38"	S7/16-20X3/8
B5006-16-3.00	Standard	16mm	3.00"	1.61"	1.65"	S9/16-18X1/2
B5006-25-4.00	Standard	25mm	4.00"	2.36"	2.36"	S3/4-16X11/16 (2)

Note: Set Screws are included.



Set Screws  
Page 135



Tool Jaw  
Page 234



Retention Knobs  
Page 229

## HSK End Mill Holders

- End mill inner bore T.I.R.  $\leq 0.0002"$
- Through-spindle coolant capability
- AT3 or better taper



**T.I.R.:**  $< 0.0002"$  run out in ID bore



**Speed:** up to 20,000 RPM



**Set-up:** quick and easy



**Coolant-Thru:** jet slots (optional)



Milling



Drilling



Tapping



Reaming

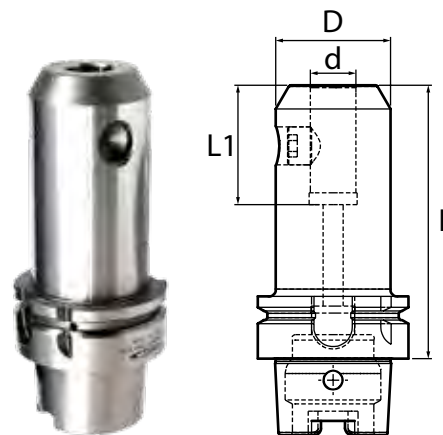
Please note that the maximum RPM listed in our catalog may vary depending on the toolholder shank, weight, balanceability and the G rating.

### HSK40A

Part Number	d	L	L1	D	Set Screw Part Number
HSK40A-0187-75	3/16"	2.950"	0.870"	0.750"	S8-32X1/4
HSK40A-0500-75	1/2"	2.950"	1.780"	1.380"	S7/16-20X3/8
<a href="#">HSK40A-0750-75</a>	3/4"	2.950"	1.970"	1.890"	S5/8-18X1/2

### HSK63A

Part Number	d	L	L1	D	Set Screw Part Number
<a href="#">HSK63A-0187-5.00</a>	3/16"	5.000"	0.866"	0.748"	S8-32X1/4
<a href="#">HSK63A-0250-3.00</a>	1/4"	3.000"	1.102"	0.787"	S1/4-28X1/4
<a href="#">HSK63A-0250-5.00</a>	1/4"	5.000"	1.102"	0.787"	S1/4-28X1/4
<a href="#">HSK63A-0375-3.50</a>	3/8"	3.500"	1.574"	1.000"	S3/8-24X5/16
<a href="#">HSK63A-0375-5.00</a>	3/8"	5.000"	1.574"	1.000"	S3/8-24X5/16
<a href="#">HSK63A-0437-4.00</a>	7/16"	4.000"	1.771"	1.378"	S7/16-20X3/8
<a href="#">HSK63A-0437-5.00</a>	7/16"	5.000"	1.771"	1.378"	S7/16-20X3/8
<a href="#">HSK63A-0500-4.00</a>	1/2"	4.000"	1.771"	1.378"	S7/16-20X3/8
<a href="#">HSK63A-0500-5.00</a>	1/2"	5.000"	1.771"	1.378"	S7/16-20X3/8
<a href="#">HSK63A-0625-4.00</a>	5/8"	4.000"	1.889"	1.654"	S9/16-18X1/2
<a href="#">HSK63A-0750-4.50</a>	3/4"	4.500"	1.968"	1.889"	S5/8-18X1/2
<a href="#">HSK63A-0750-6.00</a>	3/4"	6.000"	1.968"	1.889"	S5/8-18X1/2
<a href="#">HSK63A-1000-4.50</a>	1"	4.500"	2.755"	2.363"	S3/4-16X11/16 (2)
<a href="#">HSK63A-1000-6.00</a>	1"	6.000"	2.755"	2.363"	S3/4-16X11/16 (2)
<a href="#">HSK63A-1250-4.50</a>	1-1/4"	4.500"	2.952"	2.880"	S3/4-16X11/16 (2)
<a href="#">HSK63A-1250-6.00</a>	1-1/4"	6.000"	2.952"	2.880"	S3/4-16X11/16 (2)



Note:

- Set Screws are included.
- Coolant tube and coolant tube wrench are sold separately.

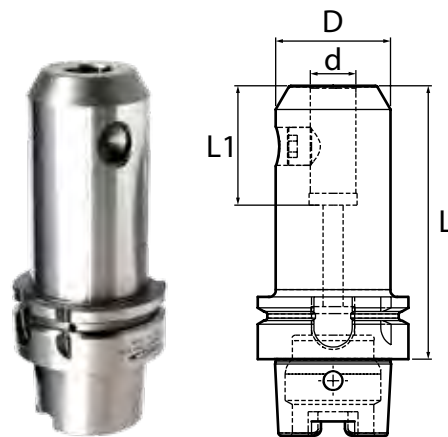


## HSK End Mill Holders



### HSK 100A

Part Number	d	L	L1	D	Set Screw Part Number
<a href="#">HSK100A-0250-4.00</a>	1/4"	4.000"	1.102"	0.787"	S1/4-28X1/4
<a href="#">HSK100A-0250-6.00</a>	1/4"	6.000"	1.102"	0.787"	S1/4-28X1/4
<a href="#">HSK100A-0375-4.00</a>	3/8"	4.000"	1.260"	1.000"	S3/8-24X5/16
<a href="#">HSK100A-0375-6.00</a>	3/8"	6.000"	1.260"	1.000"	S3/8-24X5/16
<a href="#">HSK100A-0437-6.00</a>	7/16"	6.000"	1.496"	1.378"	S7/16-20X3/8
<a href="#">HSK100A-0500-4.00</a>	1/2"	4.000"	1.575"	1.378"	S7/16-20X3/8
<a href="#">HSK100A-0500-6.00</a>	1/2"	6.000"	1.575"	1.378"	S7/16-20X3/8
<a href="#">HSK100A-0625-4.00</a>	5/8"	4.000"	1.693"	1.654"	S9/16-18X1/2
<a href="#">HSK100A-0750-4.00</a>	3/4"	4.000"	1.969"	1.890"	S5/8-18X1/2
<a href="#">HSK100A-0750-6.00</a>	3/4"	6.000"	1.969"	1.890"	S5/8-18X1/2
<a href="#">HSK100A-1000-4.00</a>	1"	4.000"	2.559"	2.362"	S3/4-16X11/16 (2)
<a href="#">HSK100A-1000-6.00</a>	1"	6.000"	2.559"	2.362"	S3/4-16X11/16 (2)
<a href="#">HSK100A-1250-4.00</a>	1-1/4"	4.000"	2.559"	2.480"	S3/4-16X11/16 (2)
<a href="#">HSK100A-1250-6.00</a>	1-1/4"	6.000"	2.559"	2.480"	S3/4-16X11/16 (2)



Note:

- Set Screws are included.
- Coolant tube and coolant tube wrench are sold separately.



Set Screws  
Page 135



HSK Coolant Tube  
Page 135



HSK Coolant Tube Wrench  
Pages 135



## NMTB End Mill Holders



**T.I.R.:** < 0.0002" run out in ID bore



**Set-up:** quick and easy



Milling



Drilling



Tapping

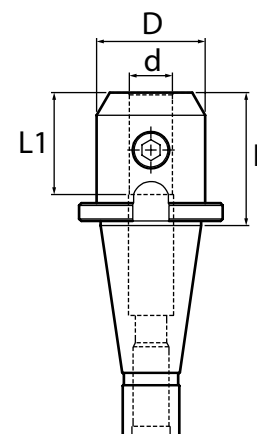


Reaming

- End mill inner bore T.I.R. ≤ 0.0002"
- Through-spindle coolant capability
- AT3 or better taper

### NMTB30

Part Number	d	L	L1	D	Set Screw Part Number
<a href="#">N3006-0125-1.75</a>	1/8"	1.75"	0.63"	0.75"	S6-32X1/4
<a href="#">N3006-0250-1.75</a>	1/4"	1.75"	1.10"	0.79"	S1/4-28X1/4
<a href="#">N3006-0375-1.75</a>	3/8"	1.75"	1.26"	1.00"	S3/8-24X5/16
<a href="#">N3006-0500-1.75</a>	1/2"	1.75"	1.57"	1.38"	S7/16-20X3/8
<a href="#">N3006-0750-2.25</a>	3/4"	2.25"	1.85"	1.89"	S5/8-18X1/2
<a href="#">N3006-1000-2.69</a>	1"	2.69"	2.24"	2.36"	S3/4-16X11/16



### NMTB40

Part Number	d	L	L1	D	Set Screw Part Number
<a href="#">N4006-0125-2.31</a>	1/8"	2.31"	0.63"	0.75"	S6-32X1/4
<a href="#">N4006-0187-2.31</a>	3/16"	2.31"	0.87"	0.75"	S8-32X1/4
<a href="#">N4006-0250-2.31</a>	1/4"	2.31"	1.10"	0.79"	S1/4-28X1/4
<a href="#">N4006-0312-2.31</a>	5/16"	2.31"	1.26"	0.87"	S5/16-24X1/4
<a href="#">N4006-0375-2.31</a>	3/8"	2.31"	1.26"	1.00"	S3/8-24X5/16
<a href="#">N4006-0500-2.31</a>	1/2"	2.31"	1.50"	1.38"	S7/16-20X3/8
<a href="#">N4006-0625-2.31</a>	5/8"	2.31"	1.61"	1.65"	S9/16-18X1/2
<a href="#">N4006-0750-2.31</a>	3/4"	2.31"	1.77"	1.89"	S5/8-18X1/2
<a href="#">N4006-0875-2.94</a>	7/8"	2.94"	2.09"	2.01"	S5/8-18X1/2 (2)
<a href="#">N4006-1000-3.37</a>	1"	3.37"	2.36"	2.36"	S3/4-16X11/16 (2)

Note:

- Set Screws are included.
- NMTB shanks are suitable for use with Erickson Quick Change spindles.



## R8 and Straight Shank End Mill Holders



**T.I.R.:** < 0.0002" run out in ID bore



**Set-up:** quick and easy



Milling



Drilling



Tapping



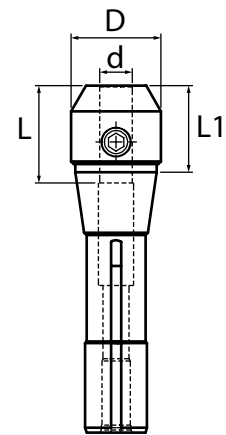
Reaming

- End mill inner bore T.I.R. ≤ 0.0002"
- Through-spindle coolant capability
- AT3 or better taper

### R8

Part Number	d	L	L1	D	Set Screw Part Number
<a href="#">830-008-1.33</a>	1/8"	1.33"	0.63"	0.75"	S6-32X1/4
<a href="#">830-012-1.33</a>	3/16"	1.33"	0.87"	0.75"	S8-32X1/4
<a href="#">830-016-1.33</a>	1/4"	1.33"	1.10"	0.79"	S1/4-28X1/4
<a href="#">830-020-1.33</a>	5/16"	1.33"	1.26"	0.87"	S5/16-24X1/4
<a href="#">830-024-1.33</a>	3/8"	1.33"	1.26"	1.00"	S3/8-24X5/16
<a href="#">830-028-1.33</a>	7/16"	1.33"	1.50"	1.38"	S7/16-20X3/8
<a href="#">830-032-1.33</a>	1/2"	1.33"	1.50"	1.38"	S7/16-20X3/8
<a href="#">830-040-1.50</a>	5/8"	1.50"	1.61"	1.65"	S9/16-18X1/2
<a href="#">830-048-2.37</a>	3/4"	2.37"	1.77"	1.89"	S5/8-18X1/2
<a href="#">830-056-2.75</a>	7/8"	2.75"	2.36"	2.01"	S5/8-18X1/2 (2)
<a href="#">830-064-3.25</a>	1"	3.25"	2.76"	2.36"	S3/4-16X11/16 (2)
<a href="#">830-080-3.25</a>	1-1/4"	3.25"	2.56"	2.48"	S3/4-16X11/16 (2)
<a href="#">830-096-3.75</a>	1-1/2"	3.75"	2.83"	2.99"	S3/4-16X11/16 (2)

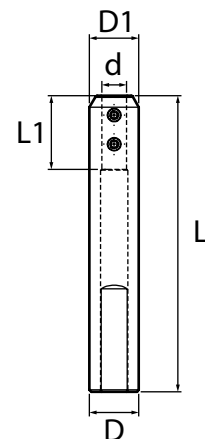
Note: Set Screws are included.



### STRAIGHT SHANK

Part Number	d	L	L1	D	D1	Set Screw Part Number
<a href="#">S7506-0125-6.00</a>	1/8"	6.00"	0.63"	.750"	0.50"	S6-32X1/4
<a href="#">S7506-0187-6.00</a>	3/16"	6.00"	0.86"	.750"	0.56"	S8-32X1/4
<a href="#">S7506-0250-6.00</a>	1/4"	6.00"	1.10"	.750"	0.75"	S1/4-28X1/4
<a href="#">S7506-0312-6.00</a>	5/16"	6.00"	1.26"	.750"	0.75"	S5/16-24X1/4
<a href="#">S1006-0375-6.00</a>	3/8"	6.00"	1.26"	1.00"	1.00"	S3/8-24X5/16 (2)
<a href="#">S1006-0500-6.00</a>	1/2"	6.00"	1.49"	1.00"	1.00"	S1/4-28x1/4 (2)

Note: Set Screws are included.




Set Screws  
Page 135



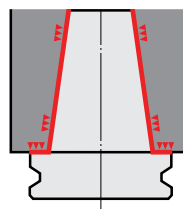
R8 Collet  
Page 218

## Taper Plus CAT End Mill Holders

### Taper Plus Advantages

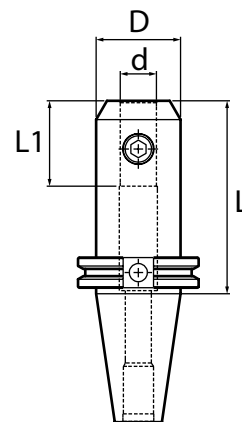


- Outstanding runout accuracy for longer tool life
- Vibration dampening for increased productivity
- High rigidity for smooth and stable cutting
- Interchangeable between standard and dual face contact spindles
- 53% more surface area contact than just the taper alone



### Taper Plus - CAT40

Part Number	d	L	L1	D	Set Screw Part Number
NC4006-0500-2.50	1/2"	2.50"	1.50"	1.38"	S7/16-20X3/8
NC4006-0625-3.00	5/8"	3.00"	1.61"	1.65"	S9/16-18X1/2
NC4006-0750-3.00	3/4"	3.00"	1.77"	1.75"	S5/8-18X1/2
NC4006-1000-4.00	1"	4.00"	2.36"	2.36"	S3/4-16X11/16 (2)
NC4006-1250-4.00	1-1/4"	4.00"	2.55"	2.48"	S3/4-16X11/16 (2)
NC4006-1500-4.50	1-1/2"	4.50"	2.55"	2.99"	S3/4-16X11/16 (2)
NC4016-0500-4.00	1/2"	4.00"	1.50"	1.38"	S7/16-20X3/8
NC4016-0750-4.00	3/4"	4.00"	1.77"	1.75"	S5/8-18X1/2
NC4026-0500-5.00	1/2"	5.00"	1.50"	1.38"	S7/16-20X3/8



### Taper Plus - CAT50

Part Number	d	L	L1	D	Set Screw Part Number
NC5006-0500-2.63	1/2"	2.63"	1.50"	1.38"	S7/16-20X3/8
NC5006-0625-3.00	5/8"	3.00"	1.61"	1.65"	S9/16-18X1/2
NC5006-0750-3.00	3/4"	3.00"	1.77"	1.89"	S5/8-18X1/2
NC5006-1000-4.00	1"	4.00"	2.36"	2.36"	S3/4-16X11/16 (2)
NC5006-1250-3.00A*	1-1/4"	3.00"	2.27"	2.87"	S3/4-16X7/8
NC5006-1250-4.00	1-1/4"	4.00"	2.55"	2.48"	S3/4-16X11/16 (2)
NC5006-1500-4.50	1-1/2"	4.50"	2.83"	2.99"	S3/4-16X11/16 (2)
NC5006-2000-5.35A*	2"	5.35"	3.38"	4.00"	S3/4-16X7/8
NC5006-2000-5.37	2"	5.37"	3.34"	3.74"	S1"-14x7/8
NC5006-2500-5.35A*	2-1/2"	5.35"	3.38"	5.00"	S3/4-16X7/8 (2)
NC5006-2500-6.00	2-1/2"	6.00"	3.66"	4.25"	S1"-14x7/8 (2)
NC5006-32-4.00	32mm	4.00"	2.55"	2.48"	S3/4-16X11/16 (2)
NC5006-40-4.50	40mm	4.50"	2.95"	3.07"	S3/4-16X11/16 (2)
NC5006-50-5.37	50mm	5.37"	3.35"	3.74"	S1"-14x7/8 (2)
NC5016-0500-4.00	1/2"	4.00"	1.50"	1.38"	S7/16-20X3/8
NC5016-0625-4.00	5/8"	4.00"	1.61"	1.65"	S9/16-18X1/2
NC5016-0750-4.00	3/4"	4.00"	1.77"	1.89"	S5/8-18X1/2
NC5016-1000-6.00	1"	6.00"	2.36"	2.36"	S3/4-16X11/16 (2)
NC5016-1250-6.00	1-1/4"	6.00"	2.55"	2.48"	S3/4-16X11/16 (2)
NC5026-0750-6.00	3/4"	6.00"	1.77"	1.89"	S5/8-18X1/2

Note: \*Non-stocking item. Please contact us for more information.





## End Mill Holder Accessories

### Replacement Set Screws for End Mill Holders

Part Number	Size of Holder Internal Diameter
S6-32X1/4	1/8"
S8-32X1/4	3/16"
S1/4-28x1/4	1/4", 6mm
S5/16-24X1/4	5/16", 8mm
S3/8-24X5/16	3/8", 10mm
S7/16-20X3/8	7/16", 1/2", 12mm
S9/16-18X1/2	5/8", 14-16mm
S5/8-18X1/2	3/4", 7/8", 18-20mm
S3/4-16X11/16	1", 1-1/4", 1-1/2", 25-42mm
S1-14x7/8	2", 2-1/2"



### Replacement Set Screws for Aerospace End Mill Holders

Part Number	Size of Holder Internal Diameter
S1/2-20UNF	5/8", 3/4", 7/8"
S3/4-16x7/16	1", 1-1/4", 1-1/2", 2", 2-1/2"



### Coolant Tube for HSK Holders

Part Number	Description
<a href="#">HSK40-TUBE</a>	Coolant Tube for HSK40 holders
<a href="#">HSK63-TUBE</a>	Coolant Tube for HSK63 holders
<a href="#">HSK100-TUBE</a>	Coolant Tube for HSK100 holders



### Coolant Tube Wrench for HSK Holders

Part Number	Description
<a href="#">HSK40-WRENCH</a>	Wrench for HSK40 Coolant Tube
<a href="#">HSK63-WRENCH</a>	Wrench for HSK63 Coolant Tube
<a href="#">HSK100-WRENCH</a>	Wrench for HSK100 Coolant Tube



Note: Coolant tube wrenches are needed to remove or install coolant tubes in HSK toolholders.




# YOUR CNC ROTARY TABLE SOLUTION



**REDUCED SETUPS,  
INCREASED PRODUCTIVITY,  
PROFITS IN YOUR POCKET!**

Heat Treated and Ion Nitrided Steel Worm Wheel greatly increases wear resistance and reduces backlash adjustment

Extreme rigidity, concentricity and precision with 4 arc second repeatability



Compact design to fit any CNC machining center

Patented Solid Carbide Worm Screw, thread ground for extreme accuracy and precision

## ROTARY TABLE FEATURES



### Unique Faceplate and Worm Wheel Assembly

- Unique shrunk fit worm wheel design onto solid faceplate and quill body for high precision concentricity
- Shorter distance from faceplate to gear allows for greater torsional forces to be sustained



### Independent Tubular Thrust and Radial Bearings

- Custom paired and matched for every rotary table
- Provide vibration dampening and internal gear protection
- Extreme rigidity and concentric accuracy from needle roller bearings



Phone: (847) 367-4800



Email: [sales@lyndexnikken.com](mailto:sales@lyndexnikken.com)



[www.lyndexnikken.com](http://www.lyndexnikken.com)

Connect with us on our social media channels!





## Shell Mill & Face Mill Holder Features

Our Shell Mill Holders are available in a wide variety of tapers and sizes, including CAT, BT, HSK, and R8. Both metric and inch sizes are available, accommodating face mills with bore diameters ranging from 1/2" (12mm) to 2" (50mm).

Taper ground to AT3 or better to ensure 80% taper contact

h6 precision ground pilot for concentric and repeatable mounting of shell mill

Surface ground to maintain .0002" perpendicularity to centerline ensuring flat engagement of shell mill



**Shell Mill Holder**

Nickel Chrome Molybdenum Alloy body

Keys included as standard for quick set up


Heat-treated carbon steel nut prevents wear and increases clamping pressure



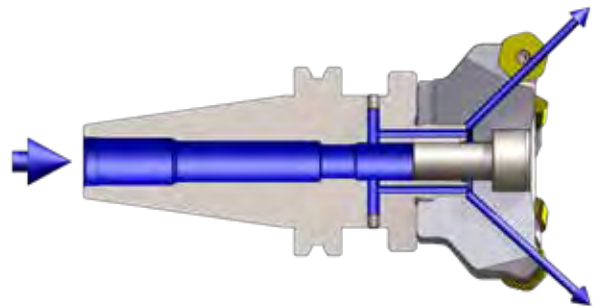
**Face Mill Holder**

## Coolant-Thru Applications

### For Coolant-Thru Shell Mill



**A.** With coolant slotted bolt (grooves along the bolt): coolant applied through body of the shell mill.



**B.** Modified Shell Mill holder to supply coolant through the sides. Please contact us for more information.

## CAT Shell Mill Holders



**T.I.R.:** <.00015" run out at pilot



Milling



**Speed:** up to 30,000 rpm



**Set-up:** quick and easy



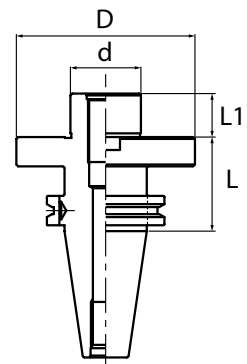
**Coolant-Thru:** thru-pilot (optional)

Please note that the maximum RPM listed in our catalog may vary depending on the toolholder shank, weight, balanceability and the G rating.

- Accommodates face mills with bore diameters ranging from 1/2" (12mm) to 2" (50mm)
- Pilot diameter sized for precision fit with cutter
- Removable/replaceable drive keys as standard
- Fine thread locking screw included
- AT3 or better taper
- Available in high-speed balanceable versions

### CAT40 - Inch

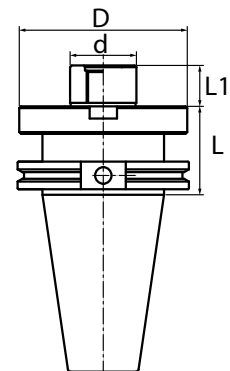
Part Number	d	L	D	L1	Key Size	Arbor Thread
C4001-0500-1.75	1/2"	1.75"	1.378"	0.57"	1/4"	1/4"-28
C4001-0750-1.75	3/4"	1.75"	1.929"	0.67"	5/16"	3/8"-24
C4011-0750-4.00	3/4"	4.00"	1.929"	0.67"	5/16"	3/8"-24
C4001-1000-1.75	1"	1.75"	2.382"	0.67"	3/8"	1/2"-20
C4011-1000-4.00	1"	4.00"	2.382"	0.67"	3/8"	1/2"-20
C4001-1250-2.00	1-1/4"	2.00"	2.882"	0.67"	1/2"	5/8"-18
C4011-1250-4.00	1-1/4"	4.00"	2.882"	0.67"	1/2"	5/8"-18
C4001-1500-2.00	1-1/2"	2.00"	3.799"	0.93"	5/8"	3/4"-16
C4011-1500-4.00	1-1/2"	4.00"	3.799"	0.93"	5/8"	3/4"-16



Available in **TAPER PLUS** <sup>+</sup>Dual-taper and flange contact

### CAT50 - Inch

Part Number	d	L	D	L1	Key Size	Arbor Thread
C5001-0750-1.75	3/4"	1.75"	1.929"	0.67"	5/16"	3/8"-24
C5011-0750-4.00	3/4"	4.00"	1.929"	0.67"	5/16"	3/8"-24
C5021-0750-6.00	3/4"	6.00"	1.929"	0.67"	5/16"	3/8"-24
C5031-0750-8.00	3/4"	8.00"	1.929"	0.67"	5/16"	3/8"-24
C5001-1000-1.75	1"	1.75"	2.382"	0.69"	3/8"	1/2"-20
C5011-1000-4.00	1"	4.00"	2.382"	0.69"	3/8"	1/2"-20
C5021-1000-6.00	1"	6.00"	2.382"	0.69"	3/8"	1/2"-20
C5031-1000-8.00	1"	8.00"	2.382"	0.69"	3/8"	1/2"-20
C5001-1250-1.75	1-1/4"	1.75"	2.882"	0.69"	1/2"	5/8"-18
C5011-1250-4.00	1-1/4"	4.00"	2.882"	0.69"	1/2"	5/8"-18
C5021-1250-6.00	1-1/4"	6.00"	2.882"	0.69"	1/2"	5/8"-18
C5031-1250-8.00	1-1/4"	8.00"	2.882"	0.69"	1/2"	5/8"-18
C5001-1500-2.00	1-1/2"	2.00"	3.799"	0.93"	5/8"	3/4"-16
C5011-1500-4.00	1-1/2"	4.00"	3.799"	0.93"	5/8"	3/4"-16
C5021-1500-6.00	1-1/2"	6.00"	3.799"	0.93"	5/8"	3/4"-16
C5031-1500-8.00	1-1/2"	8.00"	3.799"	0.93"	5/8"	3/4"-16
C5001-2000-2.00	2"	2.00"	4.382"	0.93"	3/4"	1"-14
C5011-2000-4.00	2"	4.00"	4.382"	0.93"	3/4"	1"-14



Available in **TAPER PLUS** <sup>+</sup>Dual-taper and flange contact

All Shell Mill Holders are center thru-coolant capable. Arbor screws are not coolant-thru but can be modified to facilitate coolant capabilities. See shell mill manufacturer specifications to determine modification requirements.



Replacement Keys  
Page 147



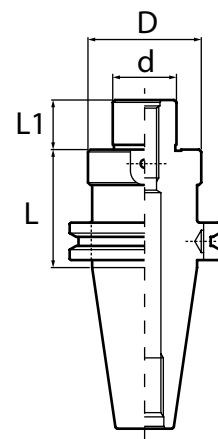
Replacement Arbor Screws  
Page 147



**CAT Shell/Face Mill Holders**

**CAT40 - Metric**

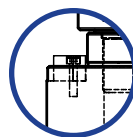
Part Number	d	L	D	L1	Key Size	Arbor Thread
C4001-22-50*	22mm	50mm	40mm	19mm	10mm	M10
C4001-27-50	27mm	50mm	48mm	21mm	12mm	M12
C4001-32-50	32mm	50mm	58mm	24mm	14mm	M16
C4001-40-60	40mm	60mm	67mm	27mm	16mm	M20



**CAT50 - Metric**

Part Number	d	L	D	L1	Key Size	Arbor Thread
C5001-22-60*	22mm	60mm	40mm	19mm	10mm	M10
C5001-27-60	27mm	60mm	48mm	21mm	12mm	M12
C5001-32-60	32mm	60mm	58mm	24mm	14mm	M16
C5001-40-60	40mm	60mm	67mm	27mm	16mm	M20

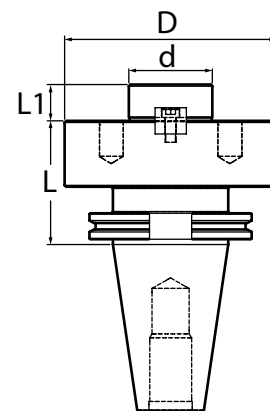
Note: \*Drive Keys for this part number are positioned horizontally.



**CAT50 - Inch Face Mill Holders**

Part Number	d	L	D	L1	Key Size
C50F1-2500-2.95	2-1/2"	2.95"	5.00"	1.18"	1.00"

Note: Face Mill Holders are supplied with four 5/8-11 mounting bolts. Pitch circle diameter is 4".



All Shell Mill Holders are center thru-coolant capable. Arbor screws are not coolant-thru but can be modified to facilitate coolant capabilities. See shell mill manufacturer specifications to determine modification requirements.



Replacement Keys  
Page 147



Replacement Arbor Screws  
Page 147

## BT Shell Mill Holders



**T.I.R.:** <.00015" run out at pilot



Milling



**Speed:** up to 30,000 rpm



**Set-up:** quick and easy



**Coolant-Thru:** thru-pilot (optional)

Please note that the maximum RPM listed in our catalog may vary depending on the toolholder shank, weight, balanceability and the G rating.

- Accommodates face mills with bore diameters ranging from 1/2" (12mm) to 2" (50mm)
- Pilot diameter sized for precision fit with cutter
- Removable/replaceable drive keys as standard
- Fine thread locking screw included
- AT3 or better taper
- Available in high-speed balanceable versions

### BT30 - Inch

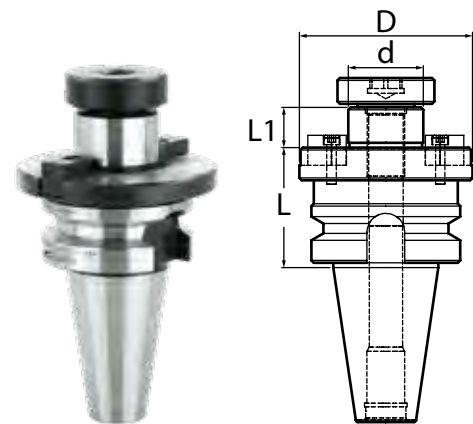
Part Number	d	L	D	L1	Key Size	Arbor Thread
B3001-0500-1.19	1/2"	1.19"	1.378"	0.57"	1/4"	1/4"-28
B3001-0750-1.19	3/4"	1.19"	2.000"	0.67"	5/16"	3/8"-24
B3001-1000-1.19	1"	1.19"	2.382"	0.67"	3/8"	1/2"-20



Available in **TAPER PLUS** <sup>+</sup>Dual-taper and flange contact

### BT40 - Inch

Part Number	d	L	D	L1	Key Size	Arbor Thread
B4001-0750-1.75	3/4"	1.75"	1.929"	0.67"	5/16"	3/8"-24
B4001-1000-1.75	1"	1.75"	2.382"	0.67"	3/8"	1/2"-20
B4001-0500-1.75	1/2"	1.75"	1.378"	0.57"	1/4"	1/4"-28
B4001-1500-2.00	1-1/2"	2.00"	3.799"	0.92"	5/8"	3/4"-16



All Shell Mill Holders are center thru-coolant capable. Arbor screws are not coolant-thru but can be modified to facilitate coolant capabilities. See shell mill manufacturer specifications to determine modification requirements.



Replacement Keys  
Page 147

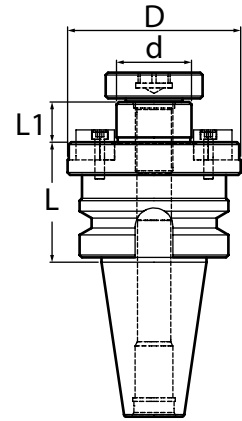


Replacement Arbor Screws  
Page 147

**BT Shell/Face Mill Holders**

**BT50 - Inch**

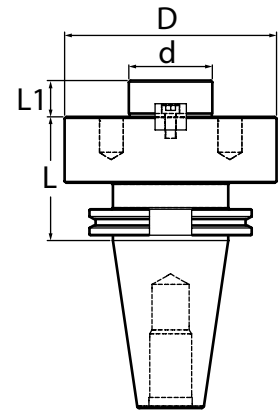
Part Number	d	L	D	L1	Key Size	Arbor Thread
B5001-0750-1.75	3/4"	1.75"	1.929"	0.67"	5/16"	3/8"-24
B5001-1000-1.75	1"	1.75"	2.382"	0.68"	3/8"	1/2"-20
B5011-1000-4.00	1"	4.00"	2.382"	0.68"	3/8"	1/2"-20
B5021-1000-6.00	1"	6.00"	2.382"	0.68"	3/8"	1/2"-20
B5001-1250-2.00	1-1/4"	2.00"	2.882"	0.68"	1/2"	5/8"-18
B5021-1500-6.00	1-1/2"	6.00"	3.799"	0.93"	5/8"	3/4"-16
B5001-2000-2.00	2"	2.00"	4.382"	0.93"	3/4"	1"-14



**BT50 - Inch Face Mill Holders**

Part Number	d	L	D	L1	Key Size
B50F1-2500-3.00	2-1/2"	3.00"	5.00"	1.18"	1"

Note: Face Mill Holders are supplied with four 5/8-11 mounting bolts. Pitch circle diameter is 4".



All Shell Mill Holders are center thru-coolant capable. Arbor screws are not coolant-thru but can be modified to facilitate coolant capabilities. See shell mill manufacturer specifications to determine modification requirements.



Replacement Keys  
Page 147



Replacement Arbor Screws  
Page 147



## HSK Shell Mill Holders



**T.I.R.:** <.00015" run out at pilot



Milling



**Speed:** up to 30,000 rpm



**Set-up:** quick and easy



**Coolant-Thru:** thru-pilot (optional)

- Accommodates face mills with bore diameters ranging from 1/2" (12mm) to 2" (50mm)
- Pilot diameter sized for precision fit with cutter
- Removable/replaceable drive keys as standard
- Fine thread locking screw included
- AT3 or better taper

Please note that the maximum RPM listed in our catalog may vary depending on the toolholder shank, weight, balanceability and the G rating.

### HSK40A/63A

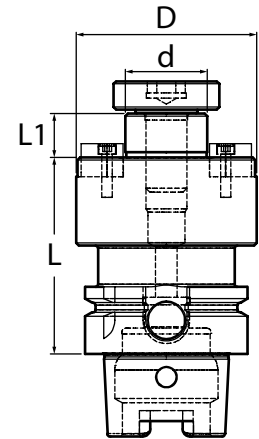
Part Number	d	L	D	L1	Key Size	Arbor Thread
HSK40A-SM0750-60	3/4"	2.36"	1.69"	0.67"	5/16"	3/8"-24
HSK40A-SM1000-60	1"	2.36"	2.17"	0.67"	3/8"	1/2"-20
HSK63A-SM0750-3.00	3/4"	3.00"	1.693"	0.669"	5/16"	3/8"-24
HSK63A-SM0750-5.00	3/4"	5.00"	1.693"	0.669"	5/16"	3/8"-24
HSK63A-SM1000-3.00	1"	3.00"	2.165"	0.669"	3/8"	1/2"-20
HSK63A-SM1000-5.00	1"	5.00"	2.165"	0.669"	3/8"	1/2"-20
HSK63A-SM1250-3.00	1-1/4"	3.00"	2.756"	0.669"	1/2"	5/8"-18
HSK63A-SM1250-5.00	1-1/4"	5.00"	2.756"	0.669"	1/2"	5/8"-18

Note: Coolant tube and coolant tube wrench are not included. See page 147 for more details.

### HSK100A

Part Number	d	L	D	L1	Key Size	Arbor Thread
HSK100A-SM0750-4.00	3/4"	4.00"	1.693"	0.669"	5/16"	3/8"-24
HSK100A-SM0750-6.00	3/4"	6.00"	1.693"	0.669"	5/16"	3/8"-24
HSK100A-SM1000-4.00	1"	4.00"	2.165"	0.669"	3/8"	1/2"-20
HSK100A-SM1000-6.00	1"	6.00"	2.165"	0.669"	3/8"	1/2"-20
HSK100A-SM1250-4.00	1-1/4"	4.00"	2.756"	0.669"	1/2"	5/8"-18
HSK100A-SM1250-6.00	1-1/4"	6.00"	2.756"	0.669"	1/2"	5/8"-18
HSK100A-SM1500-4.00	1-1/2"	4.00"	3.504"	0.902"	5/8"	3/4"-16
HSK100A-SM1500-6.00	1-1/2"	6.00"	3.504"	0.902"	5/8"	3/4"-16
HSK100A-SM2000-4.00	2"	4.00"	4.488"	0.902"	3/4"	1"-14

Note: Coolant tube and coolant tube wrench are not included. See page 147 for more details.



All Shell Mill Holders are center thru-coolant capable. Arbor screws are not coolant-thru but can be modified to facilitate coolant capabilities. See shell mill manufacturer specifications to determine modification requirements.



Replacement Keys  
Page 147



Replacement Arbor Screws  
Page 147



## NMTB Shell/Face Mill Holders



**T.I.R.:** <.00015" run out at pilot



Milling



**Set-up:** quick and easy



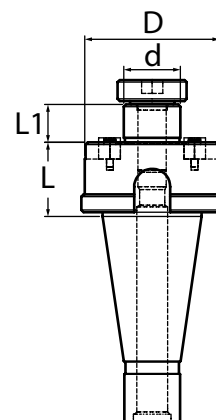
**Coolant-Thru:** thru-pilot (optional)

- Accommodates face mills with bore diameters ranging from 1/2" (12mm) to 2" (50mm)
- Pilot diameter sized for precision fit with cutter
- Removable/replaceable drive keys as standard
- Fine thread locking screw included
- AT3 or better taper

Please note that the maximum RPM listed in our catalog may vary depending on the toolholder shank, weight, balanceability and the G rating.

### NMTB30/40/50

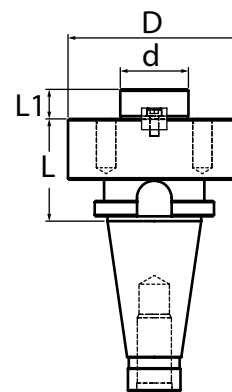
Part Number	Taper	d	L	D	L1	Key Size	Arbor Thread
<a href="#">N3001-0750-1.31</a>	NMTB30	3/4"	1.31"	1.929"	0.67"	5/16"	3/8"-24
<a href="#">N3001-1000-1.31</a>	NMTB30	1"	1.31"	2.382"	0.67"	3/8"	1/2"-20
<a href="#">N3001-1250-1.44</a>	NMTB30	1-1/4"	1.44"	2.882"	0.67"	1/2"	5/8"-18
<a href="#">N4001-0750-0.87</a>	NMTB40	3/4"	0.87"	1.937"	0.67"	5/16"	3/8"-24
<a href="#">N4001-1000-1.31</a>	NMTB40	1"	1.31"	2.382"	0.67"	3/8"	1/2"-20
<a href="#">N4001-1500-1.63</a>	NMTB40	1-1/2"	1.63"	3.500"	0.93"	5/8"	3/4"-16
<a href="#">N5001-1500-1.88</a>	NMTB50	1-1/2"	1.88"	3.500"	0.93"	5/8"	3/4"-16



Note: NMTB shanks are suitable for use with Erickson Quick Change spindles.

### NMTB50 - Face Mill Holders

Part Number	Taper	d	L	D	L1	Key Size
<a href="#">N50F1-2500-3.00</a>	NMTB50	2-1/2"	3.00"	5.00"	1.18"	1"



Note: NMTB shanks are suitable for use with Erickson Quick Change spindles. Face Mill Holders are supplied with four 5/8-11 mounting bolts. Pitch circle diameter is 4".

All Shell Mill Holders are center thru-coolant capable. Arbor screws are not coolant-thru but can be modified to facilitate coolant capabilities. See shell mill manufacturer specifications to determine modification requirements.



Replacement Keys  
Page 147



Replacement Arbor Screws  
Page 147

## R8 Shell Mill Holder



**T.I.R.:** <.00015" run out at pilot



Milling



**Set-up:** quick and easy



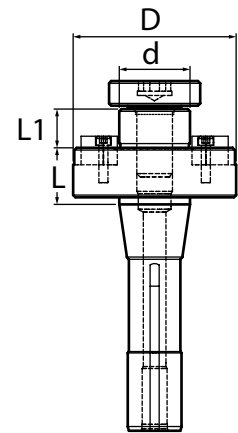
**Coolant-Thru:** thru-pilot (optional)

Please note that the maximum RPM listed in our catalog may vary depending on the toolholder shank, weight, balanceability and the G rating.

- Accommodates face mills with bore diameters ranging from 1/2" (12mm) to 1.5" (38.1mm)
- Pilot diameter sized for precision fit with cutter
- Removable/replaceable drive keys as standard
- Fine thread locking screw included
- AT3 or better taper

### R8

Part Number	Taper	d	L	D	L1	Key Size	Arbor Thread
<a href="#">850-032-1.00</a>	R8	1/2"	1.00"	1.38"	0.57"	1/4"	1/4"-28
<a href="#">850-048-1.00</a>	R8	3/4"	1.00"	2.00"	0.69"	5/16"	3/8"-24
<a href="#">850-064-1.00</a>	R8	1"	1.00"	2.38"	0.69"	3/8"	1/2"-20
<a href="#">850-080-1.00</a>	R8	1-1/4"	1.00"	2.88"	0.69"	1/2"	5/8"-18
<a href="#">850-096-1.75</a>	R8	1-1/2"	1.75"	3.50"	0.94"	5/8"	3/4"-16



All Shell Mill Holders are center thru-coolant capable. Arbor screws are not coolant+thru but can be modified to facilitate coolant capabilities. See shell mill manufacturer specifications to determine modification requirements.



### Lyndex-Nikken Offers Single and Dual Plane Balancing for Large Diameter or Long Tooling Assemblies

#### Benefits of Shell Mill Holder Balancing:

- Balanced assemblies can reduce spindle vibration—prolonging the life of your cutting tools and spindle.
- Increase the quality and consistency of machined surface finishes.
- Achieves greater machined surface flatness.
- Balancing service is only required once during initial set up. Assembly balance is maintained until shell mill/face mill is removed.




Replacement Keys  
Page 147



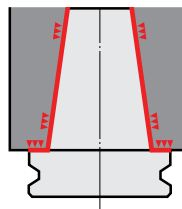
Replacement Arbor Screws  
Page 147

**Taper Plus CAT/BT - Face/Shell Mill Holders**

**Taper Plus Advantages**

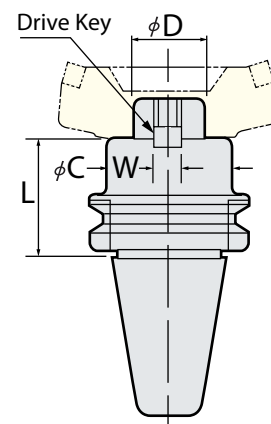


- Outstanding runout accuracy for longer tool life
- Vibration dampening for increased productivity
- High rigidity for smooth and stable cutting
- Interchangeable between standard and dual face contact spindles
- 53% more surface area contact than just the taper alone



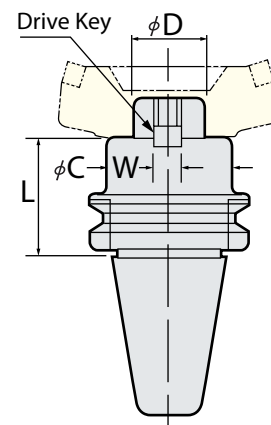
**Taper Plus - CAT40**

Part Number	L	C	D	Drive Key (W)
NC4001-0750-1.75	1.75"	1.929"	0.750"	0.3125"
NC4001-1000-1.75	1.75"	2.382"	1.000"	0.375"
NC4001-1250-2.00	2.00"	2.882"	1.250"	0.500"
NC4001-1500-2.00	2.00"	3.799"	1.500"	0.625"
NC4011-0750-4.00	4.00"	1.929"	0.750"	0.3125"
NC4011-1000-4.00	4.00"	2.382"	1.000"	0.375"
NC4011-1250-4.00	4.00"	2.882"	1.250"	0.500"



**Taper Plus - CAT50**

Part Number	L	C	D	Drive Key (W)
NC5001-0750-1.75	1.75"	1.929"	0.750"	0.3125"
NC5001-1000-1.75	1.75"	2.382"	1.000"	0.375"
NC5001-1250-1.75	1.75"	2.882"	1.250"	0.500"
NC5001-1500-2.00	2.00"	3.799"	1.500"	0.625"
NC5001-2000-2.00	2.00"	4.382"	2.000"	0.750"
NC5011-0750-4.00	4.00"	1.929"	0.750"	0.3125"
NC5011-1000-4.00	4.00"	2.382"	1.000"	0.375"
NC5011-1250-4.00	4.00"	2.882"	1.250"	0.500"
NC5011-1500-4.00	4.00"	3.799"	1.500"	0.625"
NC5021-0750-6.00	6.00"	1.929"	0.750"	0.3125"
NC5021-1000-6.00	6.00"	2.382"	1.000"	0.375"
NC5021-1250-6.00	6.00"	2.882"	1.250"	0.500"
NC5021-1500-6.00	6.00"	3.799"	1.500"	0.625"
NC5031-0750-8.00	8.00"	1.929"	0.750"	0.3125"
NC5031-1000-8.00	8.00"	2.382"	1.000"	0.375"
NC5031-1500-8.00	8.00"	3.799"	1.500"	0.625"
NC50F1-2500-2.95	2.95"	5.000"	2.500"	1.000"



**Taper Plus - BT30**

Part Number	L	C	D	Drive Key (W)
NB3001-0750-1.19	1.19"	1.929"	0.750"	0.3125"
NB3001-1000-1.19	1.19"	2.382"	1.000"	0.375"



Replacement Keys  
Page 147



Replacement Arbor Screws  
Page 147

## Shell Mill Holder Accessories

### Replacement Keys

Part Number	Description	To Use with Holder Size
1/2-KEYSET	1/4" rotating pins (2 Pcs.)	1/2"
3/4-KEYSET	5/16" keys with screws (2 Pcs.)	3/4"
1-KEYSET	3/8" keys with screws (2 Pcs.)	1"
1-1/4-KEYSET	1/2" keys with screws (2 Pcs.)	1-1/4"
1-1/2-KEYSET	5/8" keys with screws (2 Pcs.)	1-1/2"
2-KEYSET	3/4" keys with screws (2 Pcs.)	2"
2-1/2-KEYSET	1" keys with screws (2 Pcs.)	2-1/2"
22-KEYSET	10mm keys with screws (2 Pcs.)	22mm
27-KEYSET	12mm keys with screws (2 Pcs.)	27mm
32-KEYSET	14mm keys with screws (2 Pcs.)	32mm
40-KEYSET	16mm keys with screws (2 Pcs.)	40mm



### Replacement Arbor Screws

Part Number	Head Diameter	Head Thickness	For the Following Shell/ Face Mill Sizes
A5/8-11	23.65mm (0.931")	15.7mm (0.618")	Face Mill Mounting Bolt
A1/4-28	17mm (0.669")	6mm (0.236")	1/2"
A1/4-28SL*	17mm (0.669")	6mm (0.236")	1/2"
A3/8-24	23.5mm (0.925")	8mm (0.315")	3/4"
A3/8-24SL*	23.5mm (0.925")	8mm (0.315")	3/4"
A1/2-20	31mm (1.220")	9.5mm (0.374")	1"
A1/2-20SL*	31mm (1.220")	9.5mm (0.374")	1"
A5/8-18	41mm (1.614")	11mm (0.433")	1-1/4"
A5/8-18SL*	41mm (1.614")	11mm (0.433")	1-1/4"
A3/4-16	49mm (1.929")	12.7mm (0.500")	1-1/2"
A3/4-16SL*	49mm (1.929")	12.7mm (0.500")	1-1/2"
A1-14	68mm (2.677")	18mm (0.709")	2"
A1-14SL*	68mm (2.677")	18mm (0.709")	2"
A10mm-P1.5	16mm (0.630")	10mm (0.394")	22.0mm
A12mm-P1.75	18mm (0.709")	12mm (0.472")	27.0mm
A16mm-P2	24mm (0.945")	16mm (0.630")	32.0mm
A20mm-P2.5	30mm (1.181")	20mm (0.787")	40.0mm



Note: \*"SL" denotes a Slotted Arbor Screw.

### Coolant Tube Wrench for HSK Holders

Part Number	Description
HSK40-WRENCH	Wrench for HSK40 Coolant Tube
HSK63-WRENCH	Wrench for HSK63 Coolant Tube
HSK100-WRENCH	Wrench for HSK100 Coolant Tube

Coolant tube wrenches are needed to remove or install coolant tubes in HSK toolholders



### Coolant Tube for HSK Holders

Part Number	Description
HSK40-TUBE	HSK40 Coolant Tube
HSK63-TUBE	HSK63 Coolant Tube
HSK100-TUBE	HSK100 Coolant Tube





# HIGH PERFORMANCE LIVE TOOLS

**LYNDEX  
NIKKEN**  
PRECISION FIRST

**A COMPLETE LINE OF STATIC  
AND LIVE TOOLING FOR DMG MORI,  
MAZAK, OKUMA AND MORE -  
IN STOCK!**

## What makes our Live Tools Unique?

### DESIGN AND ENGINEERING


- Nickel Chrome Molybdenum body
- Ground features to ensure optimal concentricity
- ABEC 7 angular contact bearings for highest run-out precision
- Run-out guarantee of under 5 micron repeatability at collet nose

### Gears for Stability

- Hand-matched gears for minimal backlash
- Spiral bevel gears maximizes drive torque
- Optimal bearing placement for balanced torque stress

### Protective Seals

- Labyrinth Seals with unique multi-barrier construction prevent contaminants from entering the main chamber



Phone: (847) 367-4800



Email: [sales@lyndexnikken.com](mailto:sales@lyndexnikken.com)



[www.lyndexnikken.com](http://www.lyndexnikken.com)

Connect with us on our  
social media channels!





**DRILL CHUCKS AND  
MORSE TAPER HOLDERS**



## Drill Chucks Features

### High-Precision, high-rigidity, compact design

Our Drill Chucks feature a unique compact design and small head which prevent the drill from slipping during drilling operations.

- Balanced to 12,000 RPM
- Coolant-thru capable
- Short compact two-pieces design for flexible replacement of head only
- Maintenance free


Taper ground to AT3 or better to ensure 80% taper contact

Nickel Chrome  
4140 Alloy body

Nickel Chrome  
4140 Alloy head

Hardened Lead Screw and ground pilot contribute to provide an additional 28% clamping force compared to other drill chucks

Nickel Chrome Molybdenum Ground  
4340 alloy jaws hardened to 60Rc



## CAT and BT Integral Keyless Drill Chucks



**Speed:** up to 12,000 RPM



Drilling



**Set-up:** quick and easy



Reaming



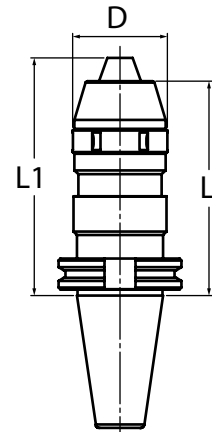
**Coolant-Thru:** available

- Compact design and small head prevent drill slippage during operation
- Balanced to 12,000 RPM
- Coolant-thru capable

Please note that the maximum RPM listed in our catalog may vary depending on the toolholder shank, weight, balanceability and the G rating.

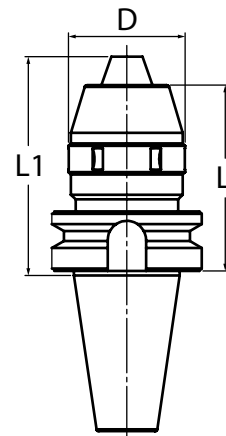
### CAT40/50 Taper

Part Number	Taper	Capacity	L	L1	D
CAT40-NPU8-80U	CT40	5/16" (8.0mm)	3.40"	3.68"	1.36"
CAT50-NPU8-80U	CT50	5/16" (8.0mm)	3.25"	3.52"	1.36"
CAT50-NPU13-90U-IDU	CT50	1/2" (13.0mm)	3.26"	3.54"	1.81"



### BT30/40/50 Taper

Part Number	Taper	Capacity	L	L1	D
<a href="#">BT30-NPU8-70</a>	BT30	5/16" (8.0mm)	3.01"	3.29"	1.36"
<a href="#">BT30-NPU13-95</a>	BT30	1/2" (13.0mm)	4.02"	4.45"	1.81"
<a href="#">BT40-NPU8-70</a>	BT40	5/16" (8.0mm)	3.01"	3.29"	1.36"
<a href="#">BT40-NPU13-80</a>	BT40	1/2" (13.0mm)	3.39"	3.82"	1.81"
BT50-NPU13-90	BT50	1/2" (13.0mm)	3.82"	4.26"	1.81"





## NMTB, HSK and Straight Shank

Drill/Morse

- Compact design and small head prevent drill slippage during operation
- Balanced to 12,000 RPM
- Coolant-thru capable



**Speed:** up to 12,000 RPM



**Set-up:** quick and easy



**Coolant-Thru:** available



Drilling

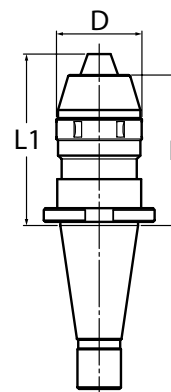


Reaming

Please note that the maximum RPM listed in our catalog may vary depending on the toolholder shank, weight, balanceability and the G rating.

### NMTB40/50

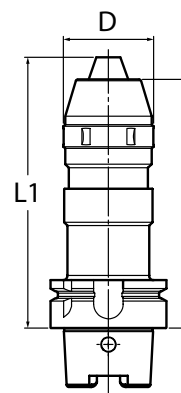
Part Number	Taper	Capacity	L	L1	D
<a href="#">NMTB40-NPU18-76</a>	NMTB40	5/16" (8.0mm)	3.25"	3.52"	1.36"
<a href="#">NMTB40-NPU13-86</a>	NMTB40	1/2" (13.0mm)	3.62"	4.06"	1.81"
NMTB50-NPU13-86	NMTB50	1/2" (13.0mm)	3.62"	4.06"	1.81"



### HSK40A/100A

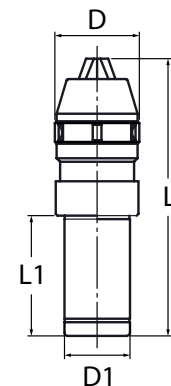
Part Number	Taper	Capacity	L	L1	D
<a href="#">HSK40A-NPU8-114</a>	HSK40A	0-5/16" (0-8.0mm)	4.48"	4.76"	1.52"
HSK100A-NPU13C-145	HSK100A	1/2" (13.0mm)	5.98"	6.42"	1.81"

Note: Coolant Tubes and Coolant Tube Wrenches are sold separately. See page 153 for more details.



### Straight Shank

Part Number	Capacity	D	D1	L	L1
<a href="#">D1.1/4-NPU13-6.23</a>	3/32-1/2" (2-13.0mm)	1.92"	1.1/4"	6.23"	2.44"
<a href="#">D1.1/2-NPU13-6.35</a>	3/32-1/2" (2-13.0mm)	1.92"	1.1/2"	6.35"	2.75"



## Drill Chuck Accessories

### Replacement Wrench for Drill Chuck

Part Number	Description
<a href="#">NPU8-SPAN</a>	Fits 5/16" (8.0mm) Chucks
<a href="#">NPU13-SPAN</a>	Fits 1/2" (13.0mm) Chucks



Drill/Morse

### Replacement Drill Chuck

Part Number	Description
<a href="#">9NPU-8</a>	Replacement 1/4" Chuck
<a href="#">9NPU-13</a>	Replacement 1/2" Chuck



### Coolant Tube Wrench for HSK Holders

Part Number	Description
<a href="#">HSK40-WRENCH</a>	Wrench for HSK40 Coolant Tube
<a href="#">HSK100-WRENCH</a>	Wrench for HSK100 Coolant Tube



### Coolant Tube for HSK Holders

Part Number	Description
<a href="#">HSK40-TUBE</a>	Coolant Tube for HSK40 Holders
<a href="#">HSK100-TUBE</a>	Coolant Tube for HSK100 Holders

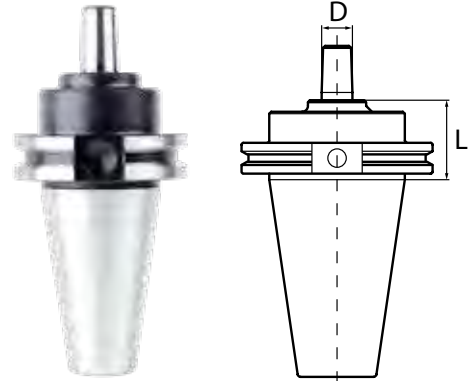


## CAT and BT Jacobs® Taper Holders

Drill/Morse

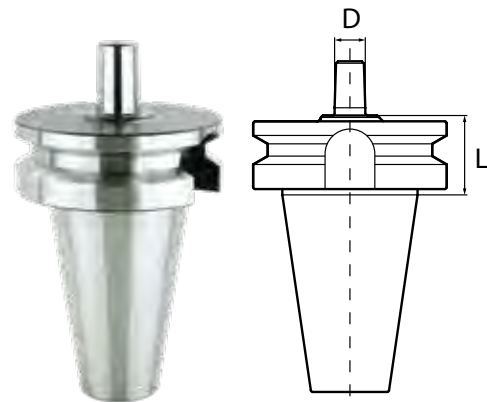
### CAT40/50

Part Number	Taper	JT Size	L	D
<a href="#">C4003-0002-1.61</a>	CT40	JT#2	1.61"	0.560"
<a href="#">C4003-0003-1.58</a>	CT40	JT#3	1.58"	0.812"
<a href="#">C4003-0004-1.49</a>	CT40	JT#4	1.49"	1.13"
<a href="#">C4003-0006-1.61</a>	CT40	JT#6	1.61"	0.677"
<a href="#">C4003-0033-1.61</a>	CT40	JT#33	1.61"	0.625"
<a href="#">C5003-0003-1.58</a>	CT50	JT#3	1.58"	0.812"
<a href="#">C5003-0004-1.49</a>	CT50	JT#4	1.49"	1.13"
<a href="#">C5003-0006-1.61</a>	CT50	JT#6	1.61"	0.677"
<a href="#">C5003-0033-1.61</a>	CT50	JT#33	1.61"	0.625"



### BT40

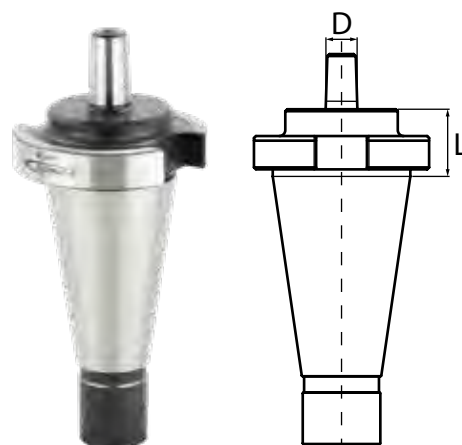
Part Number	Taper	JT Size	L	D
<a href="#">B4003-0002-1.61</a>	BT40	JT#2	1.61"	0.560"
<a href="#">B4003-0033-1.61</a>	BT40	JT#33	1.61"	0.625"



## NMTB and R8 Jacobs® Taper Holders

### NMTB40

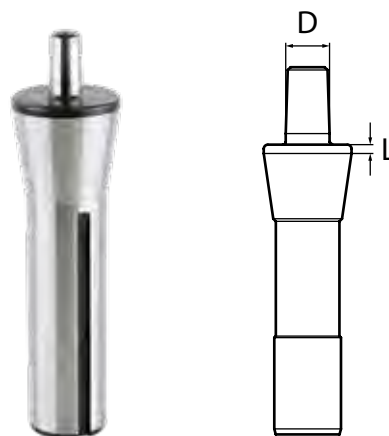
Part Number	Taper	JT Size	L	D
<a href="#">N4003-0002-0.65</a>	NMTB40	JT#2	0.65"	0.560"
<a href="#">N4003-0003-0.61</a>	NMTB40	JT#3	0.61"	0.812"
<a href="#">N4003-0033-0.65</a>	NMTB40	JT#33	0.65"	0.625"



Drill/Morse

### R8

Part Number	Taper	JT Size	L	D
<a href="#">870-001-0.13</a>	R8	JT#1	0.13"	0.385"
<a href="#">870-002-0.13</a>	R8	JT#2	0.13"	0.560"
<a href="#">870-003-0.13</a>	R8	JT#3	0.13"	0.812"
<a href="#">870-006-0.13</a>	R8	JT#6	0.13"	0.677"
<a href="#">870-033-0.13</a>	R8	JT#33	0.13"	0.625"





## Jacobs® Drill Chuck Accessories

Drill/Morse

### Jacobs® Brand Drill Chuck

Part Number	Style	Jacobs® Taper Size	Description
<a href="#">8-1/2N</a>	0 - 1/4"	JT#2	Heavy Duty Ball Bearing Chuck
100-J2	0 - 3/8"	JT#2	High Precision Keyless Chuck
100-J33	0 - 3/8"	JT#33	High Precision Keyless Chuck
<a href="#">11N</a>	0 - 3/8"	JT#2	Heavy Duty Ball Bearing Chuck
130-J2	1/32 - 1/2"	JT#2	High Precision Keyless Chuck
<a href="#">130-133</a>	1/32 - 1/2"	JT#33	High Precision Keyless Chuck
130-J6	1/32 - 1/2"	JT#6	High Precision Keyless Chuck
130-JT33	1/32 - 1/2"	JT#33	High Precision High Torque Keyless Chuck
130-JT6	1/32 - 1/2"	JT#6	High Precision High Torque Keyless Chuck
<a href="#">14N</a>	0 - 1/2"	JT#3	Heavy Duty Ball Bearing Chuck
<a href="#">160-16</a>	1/8 - 5/8"	JT#6	High Precision Keyless Chuck
160-JT6	1/8 - 5/8"	JT#6	High Precision High Torque Keyless Chuck
<a href="#">16N</a>	1/8 - 5/8"	JT#3	Heavy Duty Ball Bearing Chuck
18N	1/8 - 3/4"	JT#4	Heavy Duty Ball Bearing Chuck
<a href="#">34-02</a>	0 - 1/2"	JT#2	Heavy Duty Plain Bearing Chuck
34-06	0 - 1/2"	JT#6	Heavy Duty Plain Bearing Chuck
<a href="#">34-33</a>	0 - 1/2"	JT#33	Heavy Duty Plain Bearing Chuck



### Replacement Key

Part Number	Description
<a href="#">K-3</a>	Key for Plain Bearing Chuck



## CAT Morse Taper Holders



**T.I.R.:** minimal



Drilling



**Set-up:** quick and easy



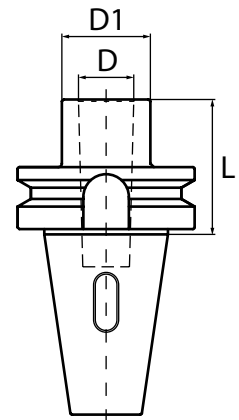
Reaming



**Coolant-Thru:** available

### CAT40/50

Part Number	Taper	Size	L	D	D1
<a href="#">C4004-0002-2.36</a>	CT40	MT#2	2.36"	0.700"	1.25"
<a href="#">C4004-0003-3.00</a>	CT40	MT#3	3.00"	0.938"	1.57"
<a href="#">C4004-0004-3.54</a>	CT40	MT#4	3.54"	1.23"	1.97"
<a href="#">C5004-0002-1.75</a>	CT50	MT#2	1.75"	0.700"	1.25"
<a href="#">C5004-0003-1.75</a>	CT50	MT#3	1.75"	0.938"	1.57"
<a href="#">C5004-0004-3.00</a>	CT50	MT#4	3.00"	1.23"	1.97"
<a href="#">C5004-0005-4.13</a>	CT50	MT#5	4.13"	1.75"	2.75"



**NMTB and R8 Morse Taper Holders**



**T.I.R.:** minimal



**Set-up:** quick and easy



**Coolant-Thru:** available



Drilling

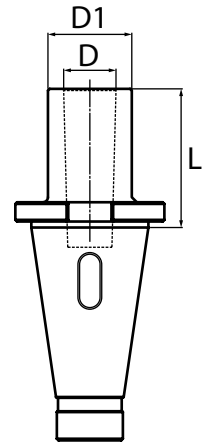


Reaming

Drill/Morse

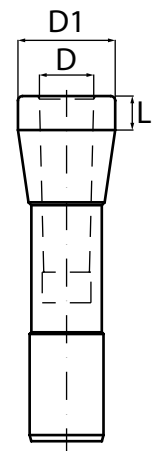
**NMTB40**

Part Number	Taper	Size	L	D	D1
N4004-0001-0.94	NMTB40	MT#1	0.94"	0.48"	1.00"
N4004-0002-1.75	NMTB40	MT#2	1.75"	0.70"	1.25"
N4004-0003-2.25	NMTB40	MT#3	2.25"	0.94"	1.57"
N4004-0004-3.00	NMTB40	MT#4	3.00"	1.23"	1.97"



**R8**

Part Number	Taper	Size	L	D	D1
<a href="#">840-002-0.44</a>	R8	MT#2	0.44"	0.70"	1.25"
<a href="#">840-003-2.56</a>	R8	MT#3	2.56"	0.94"	1.57"







## Tap Holders

Our Tapping systems include tension-compression and rigid holders in all tapers and shanks. Coolant-thru available for both tension-compression and rigid style holders.

### Rigid Tap Holders

- Excellent for fast tapping on synchronous cycles
- Made to fit all Bilz Standard style tap collets
- Quick and easy interchangeability of tap collets
- Retention balls and drive keys provide higher positioning accuracy and stronger gripping force, reducing the possibility of tap slippage

#### Coolant-Thru Type

- Sealed internal mechanism allows high pressure center thru coolant to flow without contaminating the internal components
- Chambered design also prevents back-flow of coolant back into the spindle at high pressure
- Maximum pressure is 750 psi



### Tension Compression Tap Holders

- Adaptive with all Bilz tap system sizes.
- Will compensate for the machine spindle over rotating, tap elongation or minor mismatching between rotation and feed.
- Spring tension (downward pressure) will help lead and engage the tap for consistent and on size tapped holes.
- Tension Compression holders assure accuracy and control to make sure the hole is tapped exactly on the pitch of the tap. This is extremely beneficial when tapping critical hole threads with 2B and 3B dimensional call outs.
- Quick and easy interchangeability of tap collets, repeatable within .008" positioning accuracy.
- Retention balls and drive keys provide higher positioning accuracy and stronger gripping force reducing the possibility of tap slippage.

#### Coolant-Thru Type

- Sealed internal mechanism allows high pressure center thru coolant to flow without contaminating the internal components.
- Chambered design also prevents back-flow of coolant into the spindle at higher pressures.
- Maximum pressure is 500 psi.

## CAT Tap Holders



**T.I.R.:** minimal



Tapping



**Speed:** up to 5,000 RPM



**Set-up:** quick and easy



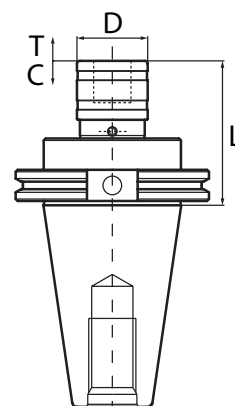
**Coolant-Thru:** thru-tap coolant

- Made to fit all Bilz standard style tap collets
- Quick and easy interchangeability of tap collets
- Retention balls and drive keys provide higher positioning accuracy and stronger gripping force, reducing the possibility of tap slippage

Please note that the maximum RPM listed in our catalog may vary depending on the toolholder shank, weight, balanceability and the G rating.

### CAT40/50 Tension/Compression Tap Holders

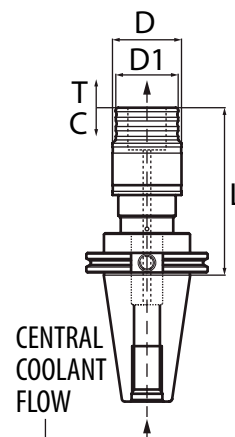
Part Number	Taper	Tap Range		System	L	D	T	C
		Hand	Pipe					
C40S5-0562-2.93	CT40	#0-9/16"	1/8"	#1	2.93"	1.43"	0.29"	0.29"
C4005-0562-4.47	CT40	#0-9/16"	1/8"	#1	4.47"	1.25"	0.79"	0.39"
C40S5-0875-3.90	CT40	5/16-7/8"	1/4-1/2"	#2	3.90"	2.09"	0.49"	0.49"
C4005-0875-6.66	CT40	5/16-7/8"	1/4-1/2"	#2	6.66"	2.00"	0.85"	0.49"
C50S5-0562-2.93	CT50	#0-9/16"	1/8"	#1	2.93"	1.43"	0.29"	0.29"
C5005-0562-5.02	CT50	#0-9/16"	1/8"	#1	5.02"	1.25"	0.79"	0.39"
C50S5-0875-3.90	CT50	5/16-7/8"	1/4-1/2"	#2	3.90"	2.09"	0.49"	0.49"
C5005-0875-5.66	CT50	5/16-7/8"	1/4-1/2"	#2	5.66"	2.00"	0.85"	0.49"
C50S5-1375-5.75	CT50	13/16-1-3/8"	1/2-1"	#3	5.75"	3.07"	0.79"	0.79"
C5005-1375-7.72	CT50	13/16-1-3/8"	1/2-1"	#3	7.72"	2.87"	0.98"	0.59"



### CAT40/50 Tension/Compression Tap Holders - Coolant-Thru

Part Number	Taper	Tap Range		System	L	D	D1	T	C
		Hand	Pipe						
<a href="#">C4005-0562-3.98(C)</a>	CT40	#0-9/16"	1/8"	#1	3.98"	1.57"	1.28"	0.27"	0.12"
<a href="#">C5005-0562-3.98(C)</a>	CT50	#0-9/16"	1/8"	#1	3.98"	1.57"	1.28"	0.27"	0.12"
C5005-0875-5.39(C)	CT50	5/16-7/8"	1/4-1/2"	#2	5.39"	2.20"	1.99"	0.39"	0.20"

Note: Maximum pressure is 500 psi.



Tap Collets  
Pages 168-179



Tap Spanner Wrench  
Page 180



Tool Jaw  
Page 234

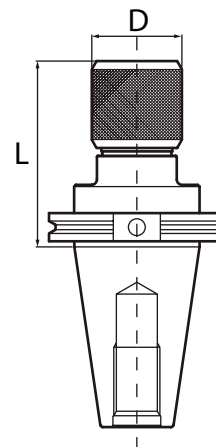
## CAT Tap Holders

### CAT40/50 Rigid Tap Holders

Part Number	Taper	Tap Range		System	L	D
		Hand	Pipe			
C40R5-0562-3.02	CT40	#0-9/16"	1/8"	#1	3.02"	1.25"
C40R5-0875-3.66	CT40	5/16-7/8"	1/4-1/2"	#2	3.66"	2.00"
C40R5-1375-4.72	CT40	13/16-1-3/8"	1/2-1"	#3	4.72"	2.87"
C50R5-0562-3.02	CT50	#0-9/16"	1/8"	#1	3.02"	1.25"
C50R5-0875-3.91	CT50	5/16-7/8"	1/4-1/2"	#2	3.91"	2.00"

Note:

- These holders are designed for use with synchronized machining centers.
- These holders have no tension or compression.

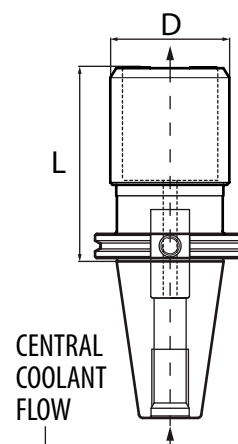


### CAT40/50 Rigid Tap Holders - Coolant-Thru

Part Number	Taper	Tap Range		System	L	D
		Hand	Pipe			
<a href="#">C40R5-0562-2.87(C)</a>	CT40	#0-9/16"	1/8"	#1	2.87"	1.26"
<a href="#">C40R5-0875-3.50(C)</a>	CT40	5/16-7/8"	1/4-1/2"	#2	3.50"	1.97"
<a href="#">C50R5-0562-2.87(C)</a>	CT50	#0-9/16"	1/8"	#1	2.87"	1.26"
<a href="#">C50R5-0875-3.50(C)</a>	CT50	5/16-7/8"	1/4-1/2"	#2	3.50"	1.97"
C50R5-1375-5.00(C)	CT50	13/16-1-3/8"	1/2-1"	#3	5.00"	2.83"

Note:

- These holders are designed for use with synchronized machining centers.
- These holders have no tension or compression.
- Maximum pressure is 750 psi.



## BT Tap Holders



**T.I.R.:** minimal



Tapping



**Speed:** up to 5,000 RPM



**Set-up:** quick and easy



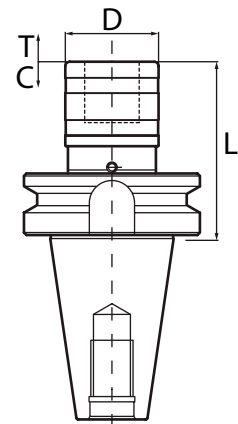
**Coolant-Thru:** thru-tap coolant

- Made to fit all Bilz standard style tap collets
- Quick and easy interchangeability of tap collets
- Retention balls and drive keys provide higher positioning accuracy and stronger gripping force, reducing the possibility of tap slippage

Please note that the maximum RPM listed in our catalog may vary depending on the toolholder shank, weight, balanceability and the G rating.

### BT30/40 Tension/Compression Tap Holders

Part Number	Taper	Tap Range		System	L	D	T	C
		Hand	Pipe					
B30S5-0562-2.40	BT30	#0-9/16"	1/8"	#1	2.40"	1.43"	0.29"	0.29"
B40S5-0562-2.62	BT40	#0-9/16"	1/8"	#1	2.62"	1.43"	0.29"	0.29"
B4005-0562-4.33	BT40	#0-9/16"	1/8"	#1	4.33"	1.25"	0.79"	0.39"

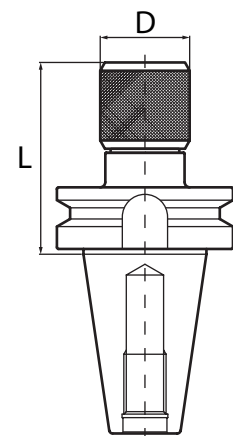


### BT30/40 Rigid Tap Holders

Part Number	Taper	Tap Range		System	L	D
		Hand	Pipe			
B30R5-0562-2.44	BT30	#0-9/16"	1/8"	#1	2.44"	1.25"
B40R5-0562-3.02	BT40	#0-9/16"	1/8"	#1	3.02"	1.25"

Note:

- These holders are designed for use with synchronized machining centers.
- These holders have no tension or compression.



Tap Collets  
Pages 168-179



Tap Spanner Wrench  
Page 180



Tool Jaw  
Page 234



## HSK Tap Holders

- Made to fit all Bilz standard style tap collets
- Quick and easy interchangeability of tap collets
- Retention balls and drive keys provide higher positioning accuracy and stronger gripping force, reducing the possibility of tap slippage



**T.I.R.:** minimal



Tapping



**Speed:** up to 5,000 RPM



**Set-up:** quick and easy



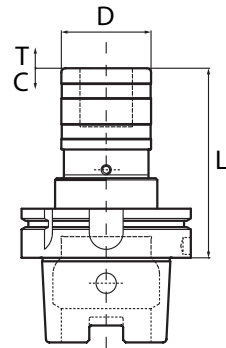
**Coolant-Thru:** thru-tap coolant

Please note that the maximum RPM listed in our catalog may vary depending on the toolholder shank, weight, balanceability and the G rating.

### HSK63A Tension/Compression Tap Holders - Coolant-Thru

Part Number	Tap Range		System	L	D	T	C
	Hand	Pipe					
HSK63A-TC0562-3.98C	#0-9/16"	1/8"	#1	3.98"	1.57"	0.29"	0.29"

Note: Coolant tube and coolant tube wrench are not included. See page 180 for more details.



## Weldon Tap Holders



**T.I.R.:** minimal



Tapping



**Speed:** up to 5,000 RPM



**Set-up:** quick and easy



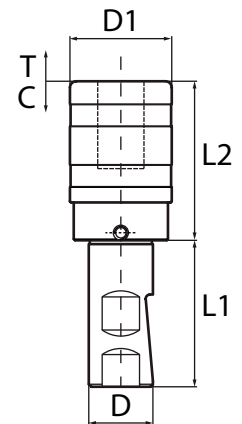
**Coolant-Thru:** thru-tap coolant

- Made to fit all Bilz standard style tap collets
- Quick and easy interchangeability of tap collets
- Retention balls and drive keys provide higher positioning accuracy and stronger gripping force, reducing the possibility of tap slippage

Please note that the maximum RPM listed in our catalog may vary depending on the toolholder shank, weight, balanceability and the G rating.

### Weldon Shank Tension/Compression Tap Holders

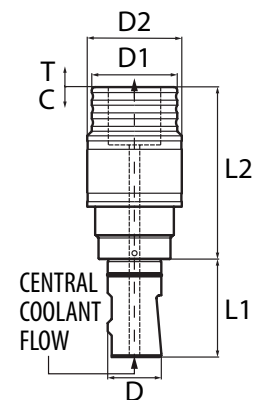
Part Number	Tap Range		System	D	D1	L1	L2	T	C
	Hand	Pipe							
W7505-0562-6.36	#0-9/16"	1/8"	#1	3/4"	1.25"	2.03"	4.33"	0.79"	0.39"
W1005-0562-6.41	#0-9/16"	1/8"	#1	1"	1.25"	2.28"	4.13"	0.79"	0.39"
W10S5-0562-3.81	#0-9/16"	1/8"	#1	1"	1.43"	2.28"	1.53"	0.29"	0.29"
W10S5-0875-4.76	5/16-7/8"	1/4-1/2"	#2	1"	2.09"	2.28"	2.48"	0.49"	0.49"
W1505-1375-10.5	13/16-1-3/8"	1/2-1"	#3	1-1/2"	2.87"	2.69"	7.81"	0.98"	0.59"
W15S5-1375-6.55	13/16-1-3/8"	1/2-1"	#3	1-1/2"	3.07"	2.69"	3.86"	0.79"	0.79"



### Weldon Shank Tension/Compression Tap Holders - Coolant-Thru

Part Number	Tap Range		System	D	D1	D2	L1	L2	T	C
	Hand	Pipe								
W1005-0562-4.88(C)	#0-9/16"	1/8"	#1	1"	1.29"	1.57"	2.28"	2.60"	0.27"	0.12"
W1005-0875-6.3(C)	5/16-7/8"	1/4-1/2"	#2	1"	1.99"	2.20"	2.28"	4.02"	0.39"	0.20"

Note: Maximum pressure is 500 psi.



Tap Collets  
Pages 168-179



Tap Spanner Wrench  
Page 180

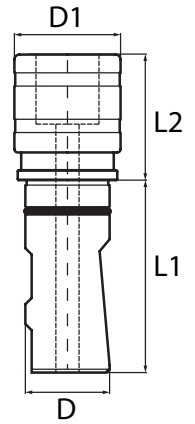
## Weldon Tap Holders

### Weldon Shank Rigid Tap Holders

Part Number	Tap Range		System	D	D1	L1	L2
	Hand	Pipe					
W10R5-0562-3.74	#0-9/16"	1/8"	#1	1"	1.26"	2.28"	1.46"
W10R5-0875-4.4	5/16-7/8"	1/4-1/2"	#2	1"	1.97"	2.28"	2.12"

Note:

- These holders are designed for use with synchronized machining centers.
- These holders have no tension or compression.

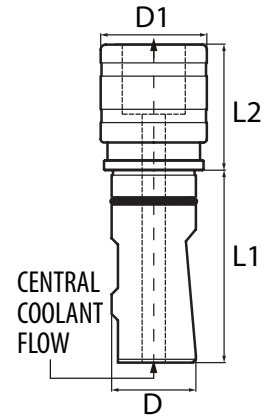


### Weldon Shank Rigid Tap Holders - Coolant-Thru

Part Number	Tap Range		System	D	D1	L1	L2
	Hand	Pipe					
W75R5-0562-3.49(C)	#0-9/16"	1/8"	#1	3/4"	1.26"	2.03"	1.46"
W10R5-0562-3.77(C)	#0-9/16"	1/8"	#1	1"	1.26"	2.28"	1.49"

Note:

- These holders are designed for use with synchronized machining centers.
- These holders have no tension or compression.
- Maximum pressure is 750 psi.



## NMTB and Straight Shank Tap Holders



**T.I.R.:** minimal



Tapping



**Speed:** up to 5,000 RPM



**Set-up:** quick and easy



**Coolant-Thru:** thru-tap coolant

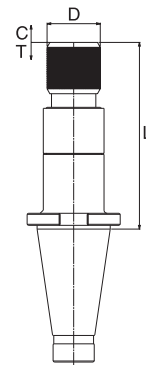
- Made to fit all Bilz standard style tap collets
- Quick and easy interchangeability of tap collets
- Retention balls and drive keys provide higher positioning accuracy and stronger gripping force, reducing the possibility of tap slippage

Please note that the maximum RPM listed in our catalog may vary depending on the toolholder shank, weight, balanceability and the G rating.

### NMTB40 Tension/Compression Tap Holders

Part Number	Tap Range		System	L	D	T	C
	Hand	Pipe					
N4005-0562-3.90	#0-9/16"	1/8"	#1	3.90"	1.25"	0.79"	0.39"

Note: All NMTB toolholders flanges are qualified for use with Erickson Quick Change spindles.

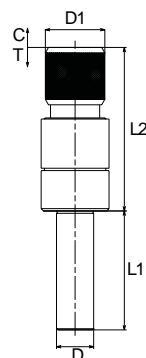


### Straight Shank Tension/Compression Tap Holders

Part Number	Tap Range		System	D	D1	L1	L2	T	C
	Hand	Pipe							
S1005-0562-7.63	#0-9/16"	1/8"	#1	1"	1.25"	3.50"	4.13"	0.79"	0.39"
S1005-0875-9.05	5/16-7/8"	1/4-1/2"	#2	1"	2.00"	3.50"	5.55"	0.85"	0.49"

Note: Straight Shank tooling may be used to extend tooling reach for extended length operations.

- This option is less costly than extended length integral shank tooling.
- They may be used with any size machining center or lathe.
- When loaded into larger holders, their reduced O.D. permits tapping applications within large holes or whenever tight clearances are encountered.



Tap Collets  
Pages 168-179



Tap Spanner Wrench  
Page 180

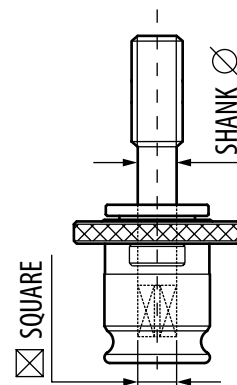


## Tap Collets

### Positive Drive Tap Collets - U.S. Standard

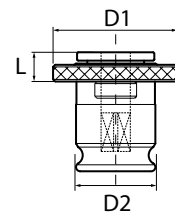
Standard collets are used for standard and coolant-thru tap holders, maximum 750 psi.

Part Number	System	Tap Size	Tap Shank ∅	Drive Square ⊠
<a href="#">NT05-006</a>	#1	#0-6	0.141"	0.110"
<a href="#">NT05-008</a>	#1	#8	0.168"	0.131"
<a href="#">NT05-010</a>	#1	#10, 3/16"	0.194"	0.152"
<a href="#">NT05-012</a>	#1	#12	0.220"	0.165"
<a href="#">NT05-016</a>	#1	1/4"	0.255"	0.191"
<a href="#">NT05-020</a>	#1	5/16"	0.318"	0.238"
<a href="#">NT05-024</a>	#1	3/8"	0.381"	0.286"
<a href="#">NT05-028</a>	#1	7/16"	0.323"	0.242"
<a href="#">NT05-032</a>	#1	1/2"	0.367"	0.275"
<a href="#">NT05-036</a>	#1	9/16"	0.429"	0.322"
<a href="#">NT10-020</a>	#2	5/16"	0.318"	0.238"
<a href="#">NT10-024</a>	#2	3/8"	0.381"	0.286"
<a href="#">NT10-028</a>	#2	7/16"	0.323"	0.242"
<a href="#">NT10-032</a>	#2	1/2"	0.367"	0.275"
<a href="#">NT10-036</a>	#2	9/16"	0.429"	0.322"
<a href="#">NT10-040</a>	#2	5/8"	0.480"	0.360"
<a href="#">NT10-044</a>	#2	11/16"	0.542"	0.406"
<a href="#">NT10-048</a>	#2	3/4"	0.590"	0.442"
<a href="#">NT10-052</a>	#2	13/16"	0.652"	0.489"
<a href="#">NT10-056</a>	#2	7/8"	0.697"	0.523"
<a href="#">NT15-052</a>	#3	13/16"	0.652"	0.489"
<a href="#">NT15-056</a>	#3	7/8"	0.697"	0.523"
<a href="#">NT15-060</a>	#3	15/16"	0.760"	0.570"
<a href="#">NT15-064</a>	#3	1"	0.800"	0.600"
<a href="#">NT15-072</a>	#3	1-1/8"	0.896"	0.672"
<a href="#">NT15-080</a>	#3	1-1/4"	1.021"	0.766"
<a href="#">NT15-088</a>	#3	1-3/8"	1.108"	0.831"



### Dimensional Data

System	L	D1	D2
#1	0.27"	1.18"	0.75"
#2	0.43"	1.98"	1.22"
#3	0.55"	2.75"	1.89"



Note: See pages 182-183 for details about dimensions cross over for ANSI, DIN, ISO, JIS Specification Taps.

### Positive Drive Tap Collet Sets

Part Number	Description
NT05-SET-10	10 Piece System #1 Positive Drive Tap Collet Set: 0-9/16" hand
NT10-SET-10	10 Piece System #2 Positive Drive Tap Collet Set: 5/16" - 7/8" hand
NT15-SET-07	7 Piece System #3 Positive Drive Tap Collet Set: 13/16" - 1-3/8" hand

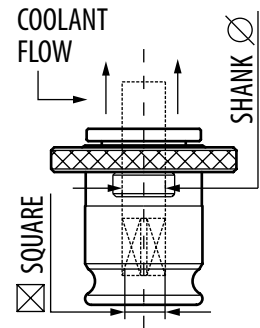


## Tap Collets

### Positive Drive Tap Collets - Slotted

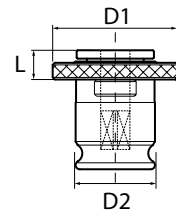
Slotted collets are designed for use with standard taps for coolant along the flute.

Part Number	System	Tap Size	Tap Shank ∅	Drive Square ☒
<a href="#">NT05-006(S)</a>	#1	#0-6	0.141"	0.110"
<a href="#">NT05-008(S)</a>	#1	#8	0.168"	0.131"
<a href="#">NT05-010(S)</a>	#1	#10, 3/16"	0.194"	0.152"
<a href="#">NT05-012(S)</a>	#1	#12	0.220"	0.165"
<a href="#">NT05-016(S)</a>	#1	1/4"	0.255"	0.191"
<a href="#">NT05-020(S)</a>	#1	5/16"	0.318"	0.238"
<a href="#">NT05-024(S)</a>	#1	3/8"	0.381"	0.286"
<a href="#">NT05-028(S)</a>	#1	7/16"	0.323"	0.242"
<a href="#">NT05-032(S)</a>	#1	1/2"	0.367"	0.275"
<a href="#">NT05-036(S)</a>	#1	9/16"	0.429"	0.322"
<a href="#">NT10-020(S)</a>	#2	5/16"	0.318"	0.238"
<a href="#">NT10-024(S)</a>	#2	3/8"	0.381"	0.286"
<a href="#">NT10-028(S)</a>	#2	7/16"	0.323"	0.242"
<a href="#">NT10-032(S)</a>	#2	1/2"	0.367"	0.275"
<a href="#">NT10-036(S)</a>	#2	9/16"	0.429"	0.322"
<a href="#">NT10-040(S)</a>	#2	5/8"	0.480"	0.360"
<a href="#">NT10-044(S)</a>	#2	11/16"	0.542"	0.406"
<a href="#">NT10-048(S)</a>	#2	3/4"	0.590"	0.442"
<a href="#">NT10-052(S)</a>	#2	13/16"	0.652"	0.489"
<a href="#">NT10-056(S)</a>	#2	7/8"	0.697"	0.523"
<a href="#">NT15-052(S)</a>	#3	13/16"	0.652"	0.489"
<a href="#">NT15-056(S)</a>	#3	7/8"	0.697"	0.523"
<a href="#">NT15-060(S)</a>	#3	15/16"	0.760"	0.570"
<a href="#">NT15-064(S)</a>	#3	1"	0.800"	0.600"
<a href="#">NT15-072(S)</a>	#3	1-1/8"	0.896"	0.672"
<a href="#">NT15-080(S)</a>	#3	1-1/4"	1.021"	0.766"
<a href="#">NT15-088(S)</a>	#3	1-3/8"	1.108"	0.831"



### Dimensional Data

System	L	D1	D2
#1	0.27"	1.18"	0.75"
#2	0.43"	1.98"	1.22"
#3	0.55"	2.75"	1.89"



Note: See pages 182-182 for details about dimensions cross over for ANSI, DIN, ISO, JIS Specification Taps.

## Tap Collets

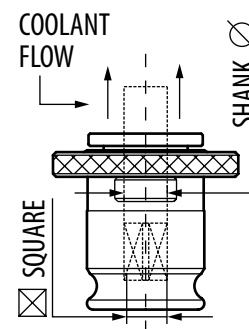
### Positive Drive Pipe Tap Collets - U.S. Standard

Part Number	System	Tap Size	Tap Shank ∅	Drive Square ☒
<a href="#">NTP05-008S</a>	#1	1/8"S	0.313"	0.234"
<a href="#">NTP05-008L</a>	#1	1/8"L	0.437"	0.328"
<a href="#">NPT10-016</a>	#2	1/4"	0.562"	0.421"
<a href="#">NPT10-024</a>	#2	3/8"	0.700"	0.531"
<a href="#">NPT10-032</a>	#2	1/2"	0.687"	0.515"
<a href="#">NPT15-032</a>	#3	1/2"	0.687"	0.515"
<a href="#">NPT15-048</a>	#3	3/4"	0.906"	0.679"
<a href="#">NPT15-064</a>	#3	1"	1.125"	0.843"



### Positive Drive Pipe Tap Collets - Slotted

Part Number	System	Tap Size	Tap Shank ∅	Drive Square ☒
<a href="#">NTP05-008S(S)</a>	#1	sm 1/8"	0.313"	0.234"
<a href="#">NTP05-008L(S)</a>	#1	lg 1/8"	0.437"	0.328"
<a href="#">NPT10-016(S)</a>	#2	1/4"	0.562"	0.421"
<a href="#">NPT10-024(S)</a>	#2	3/8"	0.700"	0.531"
<a href="#">NPT10-032(S)</a>	#2	1/2"	0.687"	0.515"
<a href="#">NPT15-032(S)</a>	#3	1/2"	0.687"	0.515"
<a href="#">NPT15-048(S)</a>	#3	3/4"	0.906"	0.679"
<a href="#">NPT15-064(S)</a>	#3	1/2"	1.125"	0.843"

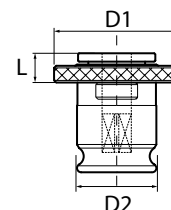


### Positive Drive Pipe Tap Collet Sets

Part Number	Description
NTP05-SET-12	12 Piece System #1 Positive Drive Tap Collet Set: 0 - 9/16" hand and 1/8" pipe
NPT10-SET-13	13 Piece System #2 Positive Drive Tap Collet Set: 5/16" - 1" hand and 1/4" - 1/22" pipe
NPT15-SET-10	10 Piece System #3 Positive Drive Tap Collet Set: 13/16" - 1-3/8" hand and 1/2" - 1" pipe

### Dimensional Data

System	L	D1	D2
#1	0.27"	1.18"	0.75"
#2	0.43"	1.98"	1.22"
#3	0.55"	2.75"	1.89"



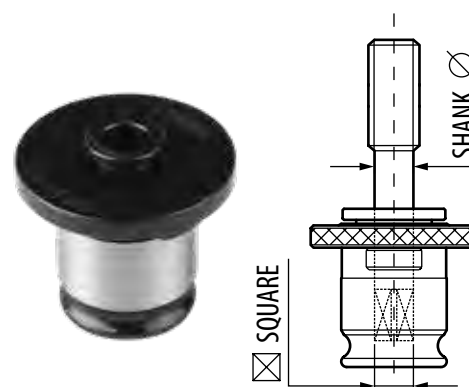
Note: See pages 182-183 for details about dimensions cross over for ANSI, DIN, ISO, JIS Specification Taps.

## Tap Collets

### Positive Drive Tap Collets - ISO Standard

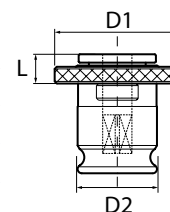
Standard collets are used for standard and coolant-thru tap holders, maximum 750 psi.

Part Number	System	Tap Size	Tap Shank ∅	Drive Square ☒
<a href="#">SE1-2.24X1.8</a>	#1	M3	2.24mm	1.80mm
<a href="#">SE1-2.50X2.0</a>	#1	M3.5, M2	2.50mm	2.00mm
<a href="#">SE1-2.80X2.24</a>	#1	M2.5, M2.2	2.80mm	2.24mm
<a href="#">SE1-3.15X2.50</a>	#1	M4, M3	3.15mm	2.50mm
<a href="#">SE1-3.55X2.80</a>	#1	M4.5, M3.5	3.55mm	2.80mm
<a href="#">SE1-4.0X3.15</a>	#1	M5, M4	4.00mm	3.15mm
<a href="#">SE1-4.5X3.55</a>	#1	M6	4.50mm	3.55mm
<a href="#">SE1-5.0X4.0</a>	#1	M5	5.00mm	4.00mm
<a href="#">SE1-5.6X4.5</a>	#1	M5	5.60mm	4.50mm
<a href="#">SE1-6.3X5.0</a>	#1	M8, M6	6.30mm	5.00mm
<a href="#">SE1-7.1X5.6</a>	#1	M7	7.10mm	5.60mm
<a href="#">SE1-8.0X6.3</a>	#1	M11, M10, M8	8.00mm	6.30mm
<a href="#">SE1-9.0X7.1</a>	#1	M12, M9	9.00mm	7.10mm
<a href="#">SE1-10.0X8.0</a>	#1	M10	10.0mm	8.00mm
<a href="#">SE1-11.2X9.0</a>	#1	M14	11.2mm	9.00mm
<a href="#">SE2-4.0X3.15</a>	#2	M5, M4	4.00mm	3.15mm
<a href="#">SE2-4.5X3.55</a>	#2	M6	4.50mm	3.55mm
<a href="#">SE2-5.0X4.0</a>	#2	M5	5.00mm	4.00mm
<a href="#">SE2-5.6X4.5</a>	#2	M5	5.60mm	4.50mm
<a href="#">SE2-6.3X5.0</a>	#2	M8, M6	6.30mm	5.00mm
<a href="#">SE2-7.1X5.6</a>	#2	M7	7.10mm	5.60mm
<a href="#">SE2-8.0X6.3</a>	#2	M11, M10, M8	8.00mm	6.30mm
<a href="#">SE2-9.0X7.1</a>	#2	M12, M9	9.00mm	7.10mm
<a href="#">SE2-10.0X8.0</a>	#2	M10	10.0mm	8.00mm
<a href="#">SE2-11.2X9.0</a>	#2	M14	11.2mm	9.00mm
<a href="#">SE2-12.5X10.0</a>	#2	M16	12.5mm	10.0mm
<a href="#">SE2-14.0X11.2</a>	#2	M20, M18	14.0mm	11.2mm
<a href="#">SE2-16.0X12.5</a>	#2	M22	16.0mm	12.5mm
<a href="#">SE2-18.0X14.0</a>	#2	M24	18.0mm	14.0mm
<a href="#">SE3-9.0X7.1</a>	#3	M12, M9	9.00mm	7.10mm
<a href="#">SE3-10.0X8.0</a>	#3	M10	10.0mm	8.00mm
<a href="#">SE3-11.2X9.0</a>	#3	M14	11.2mm	9.00mm
<a href="#">SE3-12.5X10.0</a>	#3	M16	12.5mm	10.0mm
<a href="#">SE3-14.0X11.2</a>	#3	M20, M18	14.0mm	11.2mm
<a href="#">SE3-16.0X12.5</a>	#3	M22	16.0mm	12.5mm
<a href="#">SE3-18.0X14.0</a>	#3	M24	18.0mm	14.0mm
<a href="#">SE3-20.0X16.0</a>	#3	M30, M27	20.0mm	16.0mm
<a href="#">SE3-22.4X18.0</a>	#3	M33	22.4mm	18.0mm
<a href="#">SE3-25.0X20.0</a>	#3	M36, M33	25.0mm	20.0mm



### Dimensional Data

System	L	D1	D2
#1	0.27"	1.18"	0.75"
#2	0.43"	1.98"	1.22"
#3	0.55"	2.75"	1.89"



Note: See pages 182-183 for details about dimensions cross over for ANSI, DIN, ISO, JIS Specification Taps.

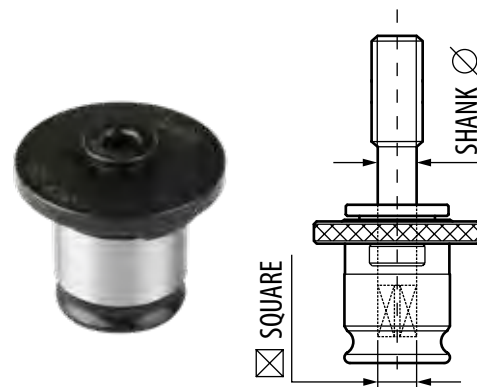


## Tap Collets

### Positive Drive Tap Collets - DIN 371/376 Standard

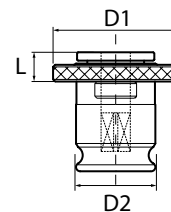
Standard collets are used for standard and coolant-thru tap holders, maximum 750 psi.

Part Number	System	Tap Size	Tap Shank ∅	Drive Square ☒
<a href="#">SF1-2.5X2.1</a>	#1	M1.4, M1.8, M3	2.50mm	2.10mm
<a href="#">SF1-2.8X2.1</a>	#1	M2, M2.2, M2.5, M4	2.80mm	2.10mm
<a href="#">SF1-3.5X2.7</a>	#1	M3, M5	3.50mm	2.70mm
<a href="#">SF1-4.0X3.0</a>	#1	M3.5	4.00mm	3.00mm
<a href="#">SF1-4.5X3.4</a>	#1	M4, M6	4.50mm	3.40mm
<a href="#">SF1-6.0X4.9</a>	#1	M5, M6, M8	6.00mm	4.90mm
<a href="#">SF1-7.0X5.5</a>	#1	M10	7.00mm	5.50mm
<a href="#">SF1-8.0X6.2</a>	#1	M8, M10	8.00mm	6.20mm
<a href="#">SF1-9.0X7.0</a>	#1	M12	9.00mm	7.00mm
<a href="#">SF1-10.0X8.0</a>	#1	M10	10.0mm	8.00mm
<a href="#">SF1-11.0X9.0</a>	#1	M14	11.0mm	9.00mm
<a href="#">SE2-2.8X2.1</a>	#2	M2, M2.2, M2.5, M4	2.80mm	2.10mm
<a href="#">SE2-3.5X2.7</a>	#2	M3, M5	3.50mm	2.70mm
<a href="#">SE2-4.0X3.0</a>	#2	M3.5	4.00mm	3.00mm
<a href="#">SE2-6.0X4.9</a>	#2	M5, M6, M8	6.00mm	4.90mm
<a href="#">SE2-7.0X5.5</a>	#2	M10	7.00mm	5.50mm
<a href="#">SE2-8.0X6.2</a>	#2	M8, M10	8.00mm	6.20mm
<a href="#">SE2-9.0X7.0</a>	#2	M12	9.00mm	7.00mm
<a href="#">SE2-10.0X8.0</a>	#2	M10	10.00mm	8.00mm
<a href="#">SE2-11.0X9.0</a>	#2	M14	11.0mm	9.00mm
<a href="#">SE2-12.0X9.0</a>	#2	M16	12.0mm	9.00mm
<a href="#">SE2-14.0X11.0</a>	#2	M18	14.0mm	11.00mm
<a href="#">SE2-16.0X12.0</a>	#2	M20	16.0mm	12.00mm
<a href="#">SE2-18.0X14.5</a>	#2	M22, M24	18.0mm	14.50mm
<a href="#">SE3-9.0X7.0</a>	#3	M12	9.00mm	7.00mm
<a href="#">SE3-10.0X8.0</a>	#3	M10	10.00mm	8.00mm
<a href="#">SE3-11.0X9.0</a>	#3	M14	11.0mm	9.00mm
<a href="#">SE3-12.0X9.0</a>	#3	M16	12.0mm	9.00mm
<a href="#">SE3-14.0X11.0</a>	#3	M18	14.0mm	11.0mm
<a href="#">SE3-16.0X12.0</a>	#3	M20	16.0mm	12.0mm
<a href="#">SE3-18.0X14.5</a>	#3	M22, M24	18.0mm	14.5mm
<a href="#">SE3-20.0X16.0</a>	#3	M27, M30	20.0mm	16.0mm
<a href="#">SE3-22.0X18.0</a>	#3	M30	22.0mm	18.0mm
<a href="#">SE3-25.0X20.0</a>	#3	M33, M36	25.0mm	20.0mm
<a href="#">SE3-28.0X22.0</a>	#3	M36	28.0mm	22.0mm



### Dimensional Data

System	L	D1	D2
#1	0.27"	1.18"	0.75"
#2	0.43"	1.98"	1.22"
#3	0.55"	2.75"	1.89"



Note: See pages 182-183 for details about dimensions cross over for ANSI, DIN, ISO, JIS Specification Taps.

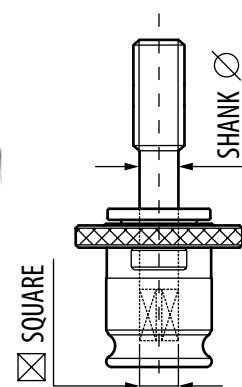


## Tap Collets

### Positive Drive Tap Collets - JIS Standard

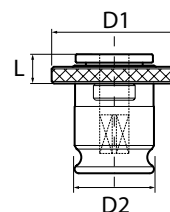
Standard collets are used for standard and coolant-thru tap holders, maximum 750 psi.

Part Number	System	Tap Size	Tap Shank ∅	Drive Square ☒
<a href="#">SE1-3.0X2.5</a>	#1	M2	3.00mm	2.50mm
<a href="#">SE1-4.0X3.2</a>	#1	M3	4.00mm	3.20mm
<a href="#">SE1-5.0X4.0</a>	#1	M4, M4.5	5.00mm	4.00mm
<a href="#">SE1-5.5X4.5</a>	#1	M5, M5.5	5.50mm	4.50mm
<a href="#">SE1-6.0X4.5</a>	#1	M6	6.00mm	4.50mm
<a href="#">SE1-6.2X5.0</a>	#1	M7, M8	6.20mm	5.00mm
<a href="#">SE1-7.0X5.5</a>	#1	M9, M10	7.00mm	5.50mm
<a href="#">SE1-8.0X6.0</a>	#1	M11	8.00mm	6.00mm
<a href="#">SE1-8.5X6.5</a>	#1	M12	8.50mm	6.50mm
<a href="#">SE1-9.5X7.0</a>	#1	M13	9.50mm	7.00mm
<a href="#">SE1-10.5X8.0</a>	#1	M14, M15	10.5mm	8.00mm
<a href="#">SE2-6.0X4.5</a>	#2	M6	6.00mm	4.50mm
<a href="#">SE2-6.2X5.0</a>	#2	M7, M8	6.20mm	5.00mm
<a href="#">SE2-7.0X5.5</a>	#2	M9, M10	7.00mm	5.50mm
<a href="#">SE2-8.0X6.0</a>	#2	M11	8.00mm	6.00mm
<a href="#">SE2-8.5X6.5</a>	#2	M12	8.50mm	6.50mm
<a href="#">SE2-9.5X7.0</a>	#2	M13	9.50mm	7.00mm
<a href="#">SE2-10.5X8.0</a>	#2	M14, M15	10.5mm	8.00mm
<a href="#">SE2-12.5X10.0</a>	#2	M16	12.5mm	10.0mm
<a href="#">SE2-13.0X10.0</a>	#2	M17	13.0mm	10.0mm
<a href="#">SE2-14.0X11.0</a>	#2	M18	14.0mm	11.0mm
<a href="#">SE2-15.0X12.0</a>	#2	M20	15.0mm	12.0mm
<a href="#">SE2-17.0X13.0</a>	#2	M22	17.0mm	13.0mm
<a href="#">SE3-10.5X8.0</a>	#3	M14, M15	10.5mm	8.00mm
<a href="#">SE3-12.5X10.0</a>	#3	M16	12.5mm	10.0mm
<a href="#">SE3-14.0X11.0</a>	#3	M18	14.0mm	11.0mm
<a href="#">SE3-15.0X12.0</a>	#3	M20	15.0mm	12.0mm
<a href="#">SE3-17.0X13.0</a>	#3	M22	17.0mm	13.0mm
<a href="#">SE3-19.0X15.0</a>	#3	M24, M25	19.0mm	15.0mm
<a href="#">SE3-20.0X15.0</a>	#3	M26, M27	20.0mm	15.0mm
<a href="#">SE3-21.0X17.0</a>	#3	M28	21.0mm	17.0mm
<a href="#">SE3-23.0X17.0</a>	#3	M30	23.0mm	17.0mm
<a href="#">SE3-24.0X19.0</a>	#3	M32	24.0mm	19.0mm
<a href="#">SE3-25.0X19.0</a>	#3	M33	25.0mm	19.0mm
<a href="#">SE3-26.0X21.0</a>	#3	M34, M35	26.0mm	21.0mm
<a href="#">SE3-28.0X21.0</a>	#3	M36, M38	28.0mm	21.0mm



### Dimensional Data

System	L	D1	D2
#1	0.27"	1.18"	0.75"
#2	0.43"	1.98"	1.22"
#3	0.55"	2.75"	1.89"



Note: See pages 182-183 for details about dimensions cross over for ANSI, DIN, ISO, JIS Specification Taps.

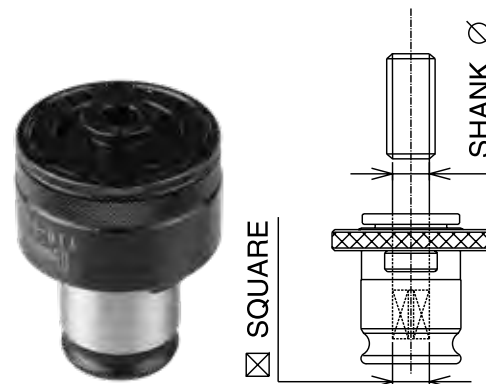


## Tap Collets

### Torque Control Tap Collets - U.S. Standard

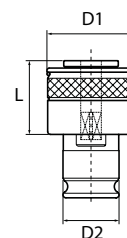
Standard collets are used for standard and coolant thru tap holders, maximum 750 psi.

Part Number	System	Tap Size	Tap Shank ∅	Drive Square ⊠
<a href="#">T05-006</a>	#1	#0-6	0.141"	0.110"
<a href="#">T05-008</a>	#1	#8	0.168"	0.131"
<a href="#">T05-010</a>	#1	#10	0.194"	0.152"
<a href="#">T05-012</a>	#1	#12	0.220"	0.165"
<a href="#">T05-016</a>	#1	1/4"	0.255"	0.191"
<a href="#">T05-020</a>	#1	5/16"	0.318"	0.238"
<a href="#">T05-024</a>	#1	3/8"	0.381"	0.286"
<a href="#">T05-028</a>	#1	7/16"	0.323"	0.242"
<a href="#">T05-032</a>	#1	1/2"	0.367"	0.275"
<a href="#">T05-036</a>	#1	9/16"	0.429"	0.322"
<a href="#">T10-020</a>	#2	5/16"	0.318"	0.238"
<a href="#">T10-024</a>	#2	3/8"	0.381"	0.286"
<a href="#">T10-028</a>	#2	7/16"	0.323"	0.242"
<a href="#">T10-032</a>	#2	1/2"	0.367"	0.275"
<a href="#">T10-036</a>	#2	9/16"	0.429"	0.322"
<a href="#">T10-040</a>	#2	5/8"	0.480"	0.360"
<a href="#">T10-044</a>	#2	11/16"	0.542"	0.406"
<a href="#">T10-048</a>	#2	3/4"	0.590"	0.442"
<a href="#">T10-052</a>	#2	13/16"	0.652"	0.489"
<a href="#">T10-056</a>	#2	7/8"	0.697"	0.523"
<a href="#">T10-064*</a>	#2	1"	0.800"	0.600"
<a href="#">T15-052</a>	#3	13/16"	0.652"	0.489"
<a href="#">T15-056</a>	#3	7/8"	0.697"	0.523"
<a href="#">T15-060</a>	#3	15/16"	0.760"	0.570"
<a href="#">T15-064</a>	#3	1"	0.800"	0.600"
<a href="#">T15-072</a>	#3	1-1/8"	0.896"	0.672"
<a href="#">T15-080</a>	#3	1-1/4"	1.021"	0.766"
<a href="#">T15-088</a>	#3	1-3/8"	1.108"	0.831"



### Dimensional Data

System	L	D1	D2
#1	0.98"	1.28"	0.75"
#2	1.34"	1.99"	1.22"
#3	1.77"	2.83"	1.89"



Note:

- \*This collet is held with set screws.
- See pages 182-183 for details about dimensions cross over for ANSI, DIN, ISO, JIS Specification Taps.

### Positive Drive Pipe Tap Collet Sets

Part Number	Description
T05-SET-10	10 Piece System #1 Torque Control Tap Collet Set: #0 - 9/16" hand
T10-SET-10	10 Piece System #2 Torque Control Tap Collet Set: 5/16" - 7/8" hand
T15-SET-07	7 Piece System #3 Torque Control Tap Collet Set: 13/16" - 1-3/8" hand

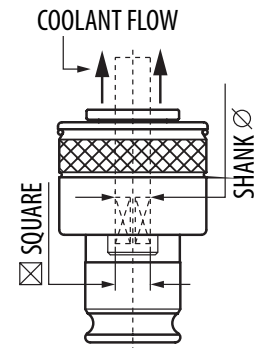


## Tap Collets

### Torque Control Tap Collets - Slotted

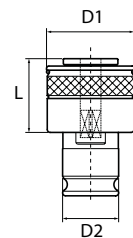
Slotted collets are designed for use with standard taps for coolant along the flute.

Part Number	System	Tap Size	Tap Shank ∅	Drive Square ☒
<a href="#">T05-006(S)</a>	#1	#0-6	0.141"	0.110"
<a href="#">T05-008(S)</a>	#1	#8	0.168"	0.131"
<a href="#">T05-010(S)</a>	#1	#10	0.194"	0.152"
<a href="#">T05-012(S)</a>	#1	#12	0.220"	0.165"
<a href="#">T05-016(S)</a>	#1	1/4"	0.255"	0.191"
<a href="#">T05-020(S)</a>	#1	5/16"	0.318"	0.238"
<a href="#">T05-024(S)</a>	#1	3/8"	0.381"	0.286"
<a href="#">T05-028(S)</a>	#1	7/16"	0.323"	0.242"
<a href="#">T05-032(S)</a>	#1	1/2"	0.367"	0.275"
<a href="#">T05-036(S)</a>	#1	9/16"	0.429"	0.322"
<hr/>				
<a href="#">T10-020(S)</a>	#2	5/16"	0.318"	0.238"
<a href="#">T10-024(S)</a>	#2	3/8"	0.381"	0.286"
<a href="#">T10-028(S)</a>	#2	7/16"	0.323"	0.242"
<a href="#">T10-032(S)</a>	#2	1/2"	0.367"	0.275"
<a href="#">T10-036(S)</a>	#2	9/16"	0.429"	0.322"
<a href="#">T10-040(S)</a>	#2	5/8"	0.480"	0.360"
<a href="#">T10-044(S)</a>	#2	11/16"	0.542"	0.406"
<a href="#">T10-048(S)</a>	#2	3/4"	0.590"	0.442"
<a href="#">T10-052(S)</a>	#2	13/16"	0.652"	0.489"
<a href="#">T10-056(S)</a>	#2	7/8"	0.697"	0.523"
<a href="#">T10-064(S)*</a>	#2	1"	0.800"	0.600"
<hr/>				
<a href="#">T15-052(S)</a>	#3	13/16"	0.652"	0.489"
<a href="#">T15-056(S)</a>	#3	7/8"	0.697"	0.523"
<a href="#">T15-064(S)</a>	#3	1"	0.800"	0.600"
<a href="#">T15-072(S)</a>	#3	1-1/8"	0.896"	0.672"
<a href="#">T15-080(S)</a>	#3	1-1/4"	1.021"	0.766"
<a href="#">T15-088(S)</a>	#3	1-3/8"	1.108"	0.831"



### Dimensional Data

System	L	D1	D2
#1	0.98"	1.28"	0.75"
#2	1.34"	1.99"	1.22"
#3	1.77"	2.83"	1.89"



Note:

- \*This collet is held with set screws.
- See pages 182-183 for details about dimensions cross over for ANSI, DIN, ISO, JIS Specification Taps.




## Tap Collets

Tap Holders


### Torque Control Pipe Tap Collets - U.S. Standard

Part Number	System	Tap Size	Tap Shank ∅	Drive Square ☒
<a href="#">TPT05-008S</a>	#1	1/8"S	0.313"	0.234"
<a href="#">TPT05-008L</a>	#1	1/8"L	0.437"	0.328"
<a href="#">TPT10-016</a>	#2	1/4"	0.562"	0.421"
<a href="#">TPT10-024</a>	#2	3/8"	0.700"	0.531"
<a href="#">TPT10-032</a>	#2	1/2"	0.687"	0.515"
<a href="#">TPT15-032</a>	#3	1/2"	0.687"	0.515"
<a href="#">TPT15-048</a>	#3	3/4"	0.906"	0.679"
<a href="#">TPT15-064</a>	#3	1"	1.125"	0.843"



### Torque Control Pipe Tap Collets - Slotted

Part Number	System	Tap Size	Tap Shank ∅	Drive Square ☒
<a href="#">TPT05-008S(S)</a>	#1	1/8"S	0.313"	0.234"
<a href="#">TPT05-008L(S)</a>	#1	1/8"L	0.437"	0.328"
<a href="#">TPT10-016(S)</a>	#2	1/4"	0.562"	0.421"
<a href="#">TPT10-024(S)</a>	#2	3/8"	0.700"	0.531"
<a href="#">TPT10-032(S)</a>	#2	1/2"	0.687"	0.515"
<a href="#">TPT15-032(S)</a>	#3	1/2"	0.687"	0.515"
<a href="#">TPT15-048(S)</a>	#3	3/4"	0.906"	0.679"

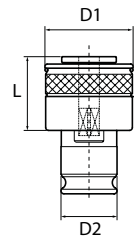


### Torque Control Pipe Tap Collet Sets

Part Number	Description
TPO5-SET-12	12 Piece System #1 Torque Control Tap Collet Set: #0-9/16" hand and 1/8" pipe
TP10-SET-13	13 Piece System #2 Torque Control Tap Collet Set: 5/16" - 7/8" hand and 1/4" - 1/2" pipe
TP15-SET-10	10 Piece System #3 Torque Control Tap Collet Set: 13/16" - 1-3/8" hand and 1/2" - 1" pipe

### Dimensional Data

System	L	D1	D2
#1	0.98"	1.28"	0.75"
#2	1.34"	1.99"	1.22"
#3	1.77"	2.83"	1.89"

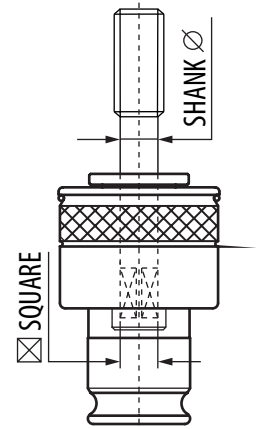


## Tap Collets

### Torque Control Tap Collets - ISO Standard

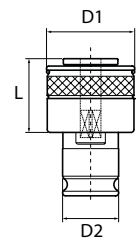
Standard collets are used for standard and coolant-thru tap holders, maximum 750 psi.

Part Number	System	Tap Size	Tap Shank ∅	Drive Square ☒
SES1-2.50X2.0	#1	M3.5, M2	2.50mm	2.00mm
SES1-3.15X2.50	#1	M4, M3	3.15mm	2.50mm
SES1-3.55X2.80	#1	M4.5, M3.5	3.55mm	2.80mm
SES1-4.0X3.15	#1	M5, M4	4.00mm	3.15mm
SES1-4.5X3.55	#1	M6	4.50mm	3.55mm
SES1-5.0X4.0	#1	M5	5.00mm	4.00mm
SES1-6.3X5.0	#1	M8, M6	6.30mm	5.00mm
SES1-7.1X5.6	#1	M7	7.10mm	5.60mm
SES1-8.0X6.3	#1	M11, M10, M8	8.00mm	6.30mm
SES1-9.0X7.1	#1	M12, M9	9.00mm	7.10mm
SES1-10.0X8.0	#1	M10	10.0mm	8.00mm
SES1-11.2X9.0	#1	M14	11.2mm	9.00mm
<hr/>				
SES2-5.0X4.0	#2	M5	5.00mm	4.00mm
SES2-6.3X5.0	#2	M8, M6	6.30mm	5.00mm
SES2-7.1X5.6	#2	M7	7.10mm	5.60mm
SES2-8.0X6.3	#2	M11, M10, M8	8.00mm	6.30mm
SES2-9.0X7.1	#2	M12, M9	9.00mm	7.10mm
SES2-10.0X8.0	#2	M10	10.0mm	8.00mm
SES2-11.2X9.0	#2	M14	11.2mm	9.00mm
SES2-12.5X10.0	#2	M16	12.5mm	10.0mm
SES2-14.0X11.2	#2	M20, M18	14.0mm	11.2mm
SES2-16.0X12.5	#2	M22	16.0mm	12.5mm
SES2-18.0X14.0	#2	M24	18.0mm	14.0mm
<hr/>				
SES3-10.0X8.0	#3	M10	10.0mm	8.00mm
SES3-11.2X9.0	#3	M14	11.2mm	9.00mm
SES3-12.5X10.0	#3	M16	12.5mm	10.0mm
SES3-18.0X14.0	#3	M24	18.0mm	14.0mm
SES3-20.0X16.0	#3	M30, M27	20.0mm	16.0mm
SES3-25.0X20.0	#3	M36, M33	25.0mm	20.0mm
SES3-28.0X22.4	#3	M42, M39	28.0mm	22.4mm



### Dimensional Data

System	L	D1	D2
#1	0.98"	1.28"	0.75"
#2	1.34"	1.99"	1.22"
#3	1.77"	2.83"	1.89"




## Tap Collets

### Torque Control Tap Collets - DIN 371/376 Standard

Standard collets are used for standard and coolant-thru tap holders, maximum 750 psi.

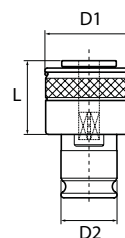
Tap Holders

Part Number	System	Tap Size	Tap Shank ∅	Drive Square ⊠
SES1-2.5X2.1	#1	M1.4, M1.8, M3	2.50mm	2.10mm
SES1-2.8X2.1	#1	M2, M2.2, M2.5, M4	2.80mm	2.10mm
SES1-3.5X2.7	#1	M3, M5	3.50mm	2.70mm
SES1-4.0X3.0	#1	M3.5	4.00mm	3.00mm
SES1-4.5X3.4	#1	M4, M6	4.50mm	3.40mm
SES1-6.0X4.9	#1	M5, M6, M8	6.00mm	4.90mm
SES1-7.0X5.5	#1	M10	7.00mm	5.50mm
SES1-8.0X6.2	#1	M8, M10	8.00mm	6.20mm
SES1-9.0X7.0	#1	M12	9.00mm	7.00mm
SES1-10.0X8.0	#1	M10	10.0mm	8.00mm
SES1-11.0X9.0	#1	M14	11.0mm	9.00mm
SES2-3.5X2.7	#2	M3, M5	3.50mm	2.70mm
SES2-4.0X3.0	#2	M3.5	4.00mm	3.00mm
SES2-4.5X3.4	#2	M4, M6	4.50mm	3.40mm
SES2-6.0X4.9	#2	M5, M6, M8	6.00mm	4.90mm
SES2-7.0X5.5	#2	M10	7.00mm	5.50mm
SES2-8.0X6.2	#2	M8, M10	8.00mm	6.20mm
SES2-9.0X7.0	#2	M12	9.00mm	7.00mm
SES2-10.0X8.0	#2	M10	10.0mm	8.00mm
SES2-11.0X9.0	#2	M14	11.0mm	9.00mm
SES2-12.0X9.0	#2	M16	12.0mm	9.00mm
SES2-14.0X11.0	#2	M18	14.0mm	11.0mm
SES2-16.0X12.0	#2	M20	16.0mm	12.0mm
SES2-18.0X14.5	#2	M22, M24	18.0mm	14.5mm
SES3-8.0X6.2	#2	M8, M10	8.00mm	6.20mm
SES3-9.0X7.0	#3	M12	9.00mm	7.00mm
SES3-10.0X8.0	#3	M10	10.0mm	8.00mm
SES3-11.0X9.0	#3	M14	11.0mm	9.00mm
SES3-12.0X9.0	#3	M16	12.0mm	9.00mm
SES3-14.0X11.0	#3	M18	14.0mm	11.0mm
SES3-16.0X12.0	#3	M20	16.0mm	12.0mm
SES3-18.0X14.5	#3	M22, M24	18.0mm	14.5mm
SES3-20.0X16.0	#3	M27, M30	20.0mm	16.0mm
SES3-22.0X18.0	#3	M30	22.0mm	18.0mm
SES3-25.0X20.0	#3	M33, M36	25.0mm	20.0mm
SES3-28.0X22.0	#3	M36	28.0mm	22.0mm



### Dimensional Data

System	L	D1	D2
#1	0.98"	1.28"	0.75"
#2	1.34"	1.99"	1.22"
#3	1.77"	2.83"	1.89"

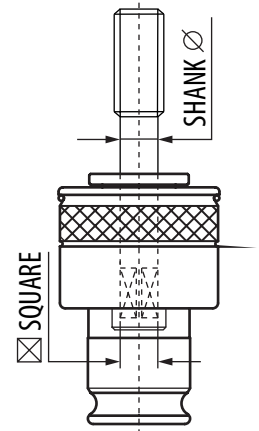


## Tap Collets

### Torque Control Tap Collets - JIS Standard

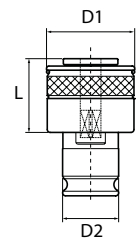
Standard collets are used for standard and coolant-thru tap holders, maximum 750 psi.

Part Number	System	Tap Size	Tap Shank ∅	Drive Square ☒
<a href="#">SES1-3.0X2.5</a>	#1	M2	3.00mm	2.50mm
SES1-4.0X3.2	#1	M3	4.00mm	3.20mm
<a href="#">SES1-5.0X4.0</a>	#1	M4, M4.5	5.00mm	4.00mm
<a href="#">SES1-5.5X4.5</a>	#1	M5, M5.5	5.50mm	4.50mm
<a href="#">SES1-6.0X4.5</a>	#1	M6	6.00mm	4.50mm
SES1-6.2X5.0	#1	M7, M8	6.20mm	5.00mm
SES1-8.0X6.0	#1	M11	8.00mm	6.00mm
SES1-8.5X6.5	#1	M12	8.50mm	6.50mm
<a href="#">SES1-10.5X8.0</a>	#1	M14, M15	10.5mm	8.00mm
SES2-6.2X5.0	#2	M7, M8	6.20mm	5.00mm
SES2-8.0X6.0	#2	M11	8.00mm	6.00mm
SES2-8.5X6.5	#2	M12	8.50mm	6.50mm
SES2-10.5X8.0	#2	M14, M15	10.5mm	8.00mm
<a href="#">SES2-12.5X10.0</a>	#2	M16	12.5mm	10.00mm
SES2-14.0X11.0 (JIS)	#2	M18	14.0mm	11.0mm
<a href="#">SES2-15.0X12.0</a>	#2	M20	15.0mm	12.0mm
SES2-17.0X13.0	#2	M22	17.0mm	13.0mm
SES3-12.5X10.0	#3	M16	12.5mm	10.0mm
SES3-15.0X12.0	#3	M20	15.0mm	12.0mm
<a href="#">SES3-19.0X15.0</a>	#3	M24, M25	19.0mm	15.0mm
SES3-20.0X15.0	#3	M26, M27	20.0mm	15.0mm
SES3-23.0X17.0	#3	M30	23.0mm	17.0mm
SES3-28.0X21.0	#3	M36, M38	28.0mm	21.0mm



### Dimensional Data

System	L	D1	D2
#1	0.98"	1.28"	0.75"
#2	1.34"	1.99"	1.22"
#3	1.77"	2.83"	1.89"





## Tap Holder Accessories

### Tap Collet Reducers

Part Number	Description
<a href="#">CRE-2/1</a>	System #2 Reduction Adapter to System #1
CRE-3/2	System #3 Reduction Adapter to System #2



### Tap Collet Racks

Part Number	Description
<a href="#">RACK-ER20/1TAP</a>	System #1 Tap Collet Rack, 24 piece capacity
RACK-ER32/2TAP	System #2 Tap Collet Rack, 32 piece capacity



### Spanner Wrench for Tap Holders

Part Number	Description
<a href="#">T05-SPAN</a>	Fits System #1 Torque Control Tap Collets
T10-SPAN	Fits System #2 Torque Control Tap Collets
T15-SPAN	Fits System #3 Torque Control Tap Collets



### Coolant Tube Wrench for HSK Holders

Part Number	Description
<a href="#">HSK63-WRENCH</a>	Wrench for HSK40 Coolant Tube



### Coolant Tube for HSK Holders

Part Number	Description
<a href="#">HSK63-TUBE</a>	Coolant Tube for HSK63 holder



## Tapping - Technical Details

### Tap Shank Standards

- Tap shanks are manufactured to many international standards, each specified by their country of origin. Although most taps sold in North America comply with the ANSI B94.9 standard, we appreciate your assistance to help further qualify the matching tap collet necessary by providing the round shank size and the drive square dimensions.
- Please note not all taps were designed to be held in a tap collet compliant to ANSI, ISO, DIN or JIS standards. Please call us to discuss more advanced alternatives for tapping.

### Tap Collet Systems

- All Lyndex-Nikken tap collets are based on the "Bilz" standard quick-change system and will interchange with other manufacturers compliant to the same standard.
- Lyndex-Nikken does not offer tap collets for the Intertap system.
- Please take into consideration the nature of each application before determining which system (system 1, 2 or 3) suits your needs. If the same tap collet size is offered within two different systems, we recommend that harder materials should utilize a larger tap collet series to help sustain the required torque capacity and rigidity for the operation.

### Positive Drive Tap Collets and Holders

- Positive Drive Tap Collets should only be used on equipment that have the ability to synchronize spindle rotation and spindle feed, commonly referred to as "Direct Tapping", "Rigid Tapping" or "Electronic Lead Screw Tapping".
- Positive Drive tapping systems do not have the tension and compression ability as a traditional float mechanism and therefore offer no protection from overloads such as under-sized holes, wornout taps or misplaced cored holes in castings.
- Rigid Tap Holders must only be used with Positive Drive Tapping Collets. The use of Rigid Tap holders on non-synchronized machinery will result in poor threads and/or damage to tapping holder or collets.



## Tap Dimensional Data

Shank Diameter		Square Diameter		U.S.		JIS	DIN 371	DIN 376	ISO
Inch	Metric	Inch	Metric	Metric	Inch	Metric	Metric	Metric	Metric
0.088	2.2	0.070	1.8				M3		
0.098	2.5	0.078	2.0				M3.5, M2		
0.098	2.5	0.083	2.1						M1 - M1.8
0.109	2.8	0.088	2.2				M2.5, M2.2		
0.110	2.8	0.083	2.1						M2 - M2.5
0.123	3.2	0.098	2.5				M4, M3		
0.138	3.5	0.106	2.7						M3
0.139	3.6	0.109	2.8				M4.5, M3.5		
0.141	3.6	0.110	2.8	M1.6 - M3.5	#0 - #6				
0.156	4.0	0.123	3.2				M5, M4		
0.157	4.0	0.118	3.0						M3.5
0.168	4.3	0.131	3.3	M4	#8				
0.176	4.5	0.139	3.6				M6		
0.177	4.5	0.134	3.4						M4
0.194	4.9	0.152	3.9	M5	#10				
0.196	5.0	0.156	4.0				M5		
0.197	5.0	0.157	4.0			M4			
0.217	5.5	0.177	4.5			M5			
0.219	5.6	0.176	4.5				M5		
0.220	5.6	0.165	4.2		#12				
0.225	5.7	0.191	4.9	M6	1/4"				
0.236	6.0	0.193	4.9					M8	
0.236	6.0	0.177	4.5			M6			
0.236	6.0	0.193	4.9						M5, M6
0.244	6.2	0.197	5.0			M7, M8			
0.246	6.3	0.196	5.0				M8, M6		
0.276	7.0	0.217	5.5			M9, M10		M10	
0.278	7.1	0.219	5.6				M7		
0.313	8.0	0.246	6.3				M11, M10, M8		
0.315	8.0	0.236	6.0			M11			
0.315	8.0	0.244	6.2						M8
0.318	8.1	0.238	6.0	M7, M8	5/16"				
0.323	8.2	0.242	6.1		7/16"				
0.335	8.5	0.256	6.5			M12			
0.352	9.0	0.278	7.1				M12, M9		
0.354	9.0	0.276	7.0					M12	
0.367	9.3	0.275	7.0	M12	1/2"				
0.381	9.7	0.286	7.3	M10	3/8"				
0.391	10.0	0.313	8.0				M10		
0.394	10.0	0.315	8.0						M10
0.413	10.5	0.315	8.0			M14, M15			
0.429	10.9	0.322	8.2	M14	9/16"				
0.433	11.0	0.354	9.0					M14	
0.438	11.2	0.352	9.0				M14		
0.451	11.5	0.406	10.3	M18	11/16"				
0.472	12.0	0.354	9.0					M16	
0.480	12.2	0.360	9.1	M16	5/8"				
0.489	12.5	0.391	10.0				M16		
0.492	12.5	0.394	10.0			M16			

## Tap Dimensional Data

Shank Diameter		Square Diameter		U.S.		JIS	DIN 371	DIN 376	ISO
Inch	Metric	Inch	Metric	Metric	Inch	Metric	Metric	Metric	Metric
0.512	13.0	0.394	10.0			M17			
0.547	14.0	0.438	11.2				M20, M18		
0.551	14.0	0.433	11.0			M18		M18	
0.590	15.0	0.442	11.2		3/4"				
0.591	15.0	0.472	12.0			M20			
0.626	16.0	0.489	12.5				M22		
0.630	16.0	0.472	12.0					M20	
0.652	16.6	0.489	12.4	M20	13/16"				
0.669	17.0	0.512	13.0			M22			
0.697	17.7	0.523	13.3	M22	7/8"				
0.704	18.0	0.547	14.0				M24		
0.709	18.0	0.571	14.5					M22, M24	
0.748	19.0	0.591	15.0			M25			
0.760	19.3	0.570	14.5	M24	15/16"				
0.782	20.0	0.626	16.0				M30, M27		
0.787	20.0	0.630	16.0					M27	
0.787	20.0	0.591	15.0			M26, M27			
0.800	20.3	0.600	15.2	M25	1"				
0.827	21.0	0.669	17.0			M28			
0.866	22.0	0.709	18.0					M30	
0.876	22.4	0.704	18.0				M33		
0.896	22.8	0.672	17.1	M27	1-1/16"				
0.906	23.0	0.669	17.0			M30			
0.945	24.0	0.748	19.0			M32			
0.978	25.0	0.782	20.0				M36, M33		
0.984	25.0	0.787	20.0					M33	
0.984	25.0	0.748	19.0			M33			
1.021	25.9	0.766	19.5	M30	1-3/16"				
1.024	26.0	0.827	21.0			M34, M35			
1.095	28.0	0.876	22.4				M42, M39		
1.102	28.0	0.866	22.0					M36	
1.102	28.0	0.827	21.0			M36, M38			
1.108	28.1	0.831	21.1	M33	1-5/16"				
1.181	30.0	0.906	23.0			M39, M40			
1.260	32.0	0.945	24.0					M39, M42	
1.260	32.0	1.024	26.0			M42			
1.417	36.0	1.142	29.0					M45, M48	
1.575	40.0	1.260	32.0					M52	



**Torque Control Tap Collet Torque Specifications**

**Preset Torque for Tap Collets - ANSI**

Tap Size	Torque Setting (ft./lbs.)	Tap Size	Torque Setting (ft./lbs.)	Tap Size	Torque Setting (ft./lbs.)
#0-1	0.14	1/4"	4	13/16"	57
#2	0.22	5/16"	7	7/8"	72
#3	0.29	3/8"	12	15/16"	77
#4	0.36	7/16"	16	1"	101
#5	0.58	1/2"	24	1-1/8"	145
#6	0.72	9/16"	29		
#8	1	5/8"	36		
#10	2	11/16"	44		
#12	3	3/4"	51		

**Preset Torque for Tap Collets - ISO**

Tap Shank x Square	Tap Size	Torque Setting (N.m)	
2.24 x 1.8	M 3	0.5	○
2.5 x 2	M 2	0.3	■
	M 3.5	0.8	○
2.8 x 2.24	M 2.2	0.35	■
	M 2.5	0.4	○
3.15 x 2.5	M 3	0.5	■
	M 4	1.2	○
3.55 x 2.8	M 3.5	0.8	■
	M 4.5	1.6	○
4 x 3.15	M 4	1.2	■
	M 5	2	○
4.5 x 3.55	M 4.5	1.6	■
	M 6	4	○
5 x 4	M 5	2	○
5.6 x 4.5	M 7	6	○
6.3 x 5	M 6	4	■
	M 8	8	○
7.1 x 5.6	M 7	6	○
	M 10	16	■
8 x 6.3	M 8	8	○
	M 10	16	■
	M 11	18	■
9 x 7.1	M 9	12	■
	M 12	22	○
10 x 8	M 10	16	○
11.2 x 9	M 14	36	○
12.5 x 10	M 16	40	○
	M 20	70	■
14 x 11.2	M 18	63	○
16 x 12.5	M 22	80	○
18 x 14	M 24	125	○
20 x 16	M 30	220	○
22.4 x 18	M 33	240	○
25 x 20	M 33	240	○
	M 36	280	■
28 x 22.4	M 39	320	○
	M 42	420	■

**Preset Torque for Tap Collets - DIN**

Tap Shank x Square	Tap Size	Torque Setting (N.m)	
2.5 x 2.1	M 1.8	0.3	○
	M 3	0.5	■
2.8 x 2.1	M 2	0.3	■
	M 2.2	0.35	■
	M 2.5	0.4	○
	M 4	1.2	■
3.5 x 2.7	M 3	0.5	○
	M 5	2	■
4 x 3	M 3.5	0.8	○
4.5 x 3.4	M 4	1.2	○
	M 6	4	■
6 x 4.9	M 5	2	■
	M 6	4	■
	M 8	8	○
7 x 5.5	M 10	16	○
8 x 6.2	M 8	8	○
	M 11	18	■
9 x 7	M 12	22	○
10 x 8	M 10	16	○
11 x 9	M 14	36	○
12 x 9	M 16	40	○
14 x 11	M 16	40	■
	M 18	63	○
16 x 12	M 20	70	○
18 x 14.5	M 22	80	■
	M 24	125	○
20 x 16	M 27	140	○
22 x 18	M 30	220	○
25 x 20	M 33	240	○
	M 36	280	■
28 x 22	M 36	280	○

Note:  
○ - Standard setting  
■ - Setting on request

**Preset Torque for Tap Collets - JIS**

Tap Shank x Square	Tap Size	Torque Setting (N.m)
3 x 2.5	M 2	0.6
4 x 3.2	M 3	1
5 x 4	M 4	2.3
5.5 x 4.5	M 5	3.6
6 x 4.5	M 6	5.9
6.2 x 5	M 8	12
7 x 5.5	M 10	22
8 x 6	M 11	25
8.5 x 6.5	M 12	31
9.5 x 7	M 13	39
10.5 x 8	M 14	46
12.5 x 10	M 16	51
13 x 10	M 17	67
14 x 11	M 18	80
15 x 12	M 20	88
17 x 13	M 22	98
19 x 15	M 24	132
20 x 15	M 27	157
21 x 17	M 28	175
23 x 17	M 30	225
24 x 19	M 32	235
25 x 19	M 33	245
26 x 21	M 34	265
28 x 21	M 36	304





TG/DA Collet Chucks



## TG Collet Chuck Features



TG/DA Collet Chucks


- Made from low carbon 4115 Chromoly
- Heat treated to 58 HRc
- Lyndex-Nikken TG holders provide great rigidity
- Tapers are ground to AT3 standards or better



- All Lyndex-Nikken TG Collet Chucks come standard with bearing nuts
- Bearing Nuts reduce collet twisting, maintaining repeatability of accuracy
- Improves T.I.R. to wear cutting tools evenly




- Made from 4145 Chromoly, heat treated and CNC slotted to maintain precision ID bore cylindricity
- Available in standard and high pressure coolant thru capable style collets




- Included 8 degree collet angle allows high precision and greater clamping torque than 16 degree ER collet chucks



## DA Collet Chuck Features



- Made from low carbon 4115 Chromoly
- Lyndex-Nikken DA holders have a strong case hardening, making these holders ideal for drilling
- Tapers are ground to AT3 standards or better
- Balanced to G6.3 at 20,000 RPM



- Aerospace J-style thread provides smooth torque transmission between the nut and the holder, giving Lyndex-Nikken DA Collet Chucks higher clamping torque than the competition.



- Made from Chromoly 4150
- Heat treated and stress relieved for optimal hardness and flexibility
- Precision ground and slotted



- Made from Chromoly 4150
- Ground mating surface to collet assures maximum clamping torque to the cutting tool



**CAT TG Collet Chucks**

- Ground surface for perpendicular contact between retention knob and holder
- AT3 or better taper



**T.I.R.:** <.0002" at collet face



**Speed:** up to 20,000 rpm



**Set-up:** quick and easy



Drilling



Milling



Tapping



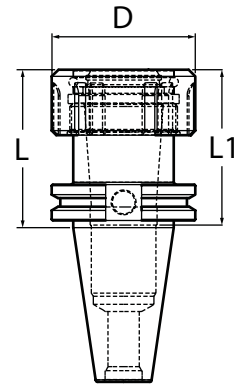
Reaming

Please note that the maximum RPM listed in our catalog may vary depending on the toolholder shank, weight, balanceability and the G rating.

**CAT40**

Part Number	Style	Collet Series	Collet Range	Nut Wrench	L	L1	D
C40S7-1000-2.75	Stubby	100TG	3/64-1"	100TG-SPAN	2.75"	2.13"	2.50"
<a href="#">C4007-1000-3.50</a>	Standard	100TG	3/64-1"	100TG-SPAN	3.50"	2.13"	2.50"
C4017-1000-5.50	Standard	100TG	3/64-1"	100TG-SPAN	5.50"	2.13"	2.50"

TG Collet Chucks come with back-up screw.

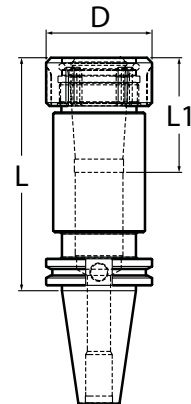


**Stubby**

**CAT50**

Part Number	Style	Collet Series	Collet Range	Nut Wrench	L	L1	D
<a href="#">C5007-1000-3.50</a>	Standard	100TG	3/64-1"	100TG-SPAN	3.50"	2.13"	2.50"
C5017-1000-5.50	Standard	100TG	3/64-1"	100TG-SPAN	5.50"	2.13"	2.50"
C5027-1000-7.50	Standard	100TG	3/64-1"	100TG-SPAN	7.50"	2.13"	2.50"
C5037-1000-10.00	Standard	100TG	3/64-1"	100TG-SPAN	10.00"	2.13"	3.50"

TG Collet Chucks come with back-up screw.



**Standard**

**Toolholder Assembly Procedure**

To use: first insert the collet into the chuck nut by squeezing the collet and pressing its face into the chuck nut's retaining ring until the collet's collar is fully seated. Then load the assembly into the chuck, insert a cutting tool, and tighten with the appropriate nut wrench to the recommended tightening torque.

To remove: simply squeeze the collet while pulling it from the chuck nut at an angle.

When removing the back-up screw, TG Collet Chucks have coolant-thru capabilities. No disc, special nut or wrench required! See TG Coolant Collets on pages 192-193.





## BT TG Collet Chucks



**T.I.R.:** <.0002" at collet face



Drilling



**Speed:** up to 20,000 rpm



Milling



**Set-up:** quick and easy



Tapping



**Coolant-Thru:** thru-tool coolant



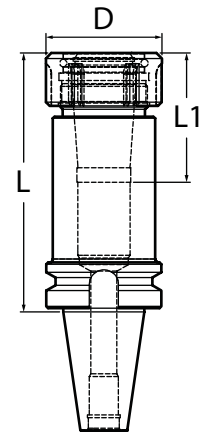
Reaming

- Ground surface for perpendicular contact between retention knob and holder
- AT3 or better taper

Please note that the maximum RPM listed in our catalog may vary depending on the toolholder shank, weight, balanceability and the G rating.

### BT30/40/50

Part Number	Style	Collet Series	Collet Range	Nut Wrench	L	L1	D
B3007-0250-1.75	BT30	25TG	3/64-1/4"	25TG-HEX	1.75"	0.61"	0.75"
B3017-0250-4.00	BT30	25TG	3/64-1/4"	25TG-HEX	4.00"	0.61"	0.75"
<a href="#">B3007-0750-2.50</a>	BT30	75TG	3/64-3/4"	75TG-SPAN	2.50"	1.61"	1.89"
<a href="#">B3007-1000-3.94</a>	BT30	100TG	3/64-1"	100TG-SPAN	3.94"	2.24"	2.50"
B4007-0250-2.00	BT40	25TG	3/64-1/4"	25TG-HEX	2.00"	0.61"	0.75"
B4017-0250-4.00	BT40	25TG	3/64-1/4"	25TG-HEX	4.00"	0.61"	0.75"
<a href="#">B4007-1000-3.50</a>	BT40	100TG	3/64-1"	100TG-SPAN	3.50"	2.13"	2.50"
<a href="#">B5007-1000-3.50</a>	BT50	100TG	3/64-1"	100TG-SPAN	3.50"	2.13"	2.50"



TG Collet Chucks come with back-up screw.

### Toolholder Assembly Procedure

To use: first insert the collet into the chuck nut by squeezing the collet and pressing its face into the chuck nut's retaining ring until the collet's collar is fully seated. Then load the assembly into the chuck, insert a cutting tool, and tighten with the appropriate nut wrench to the recommended tightening torque.

To remove: simply squeeze the collet while pulling it from the chuck nut at an angle.

When removing the back-up screw, TG Collet Chucks have coolant-thru capabilities. No disc, special nut or wrench required! See TG Coolant Collets on pages 193-195.



TG Collets  
Pages 192-195



TG Torque Wrench  
Page 196



TG Back Up Screw  
Page 196



TG Nut  
Page 196

**NMTB TG Collet Chucks**



**T.I.R.:** <.0002" at collet face



**Set-up:** quick and easy



**Coolant-Thru:** thru-tool coolant



Drilling



Milling



Tapping



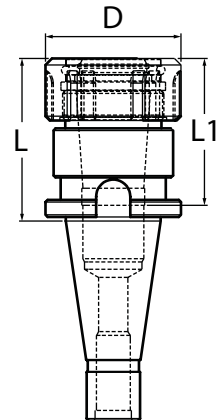
Reaming

**NMTB40/50**

Part Number	Style	Collet Series	Collet Range	Nut Wrench	L	L1	D
N4007-1000-3.00	NMTB40	100TG	3/64-1"	100TG-SPAN	3.00"	2.12"	2.50"
N5007-1000-3.50	NMTB50	100TG	3/64-1"	100TG-SPAN	3.50"	2.12"	2.50"

*Notes:*

- TG Collet Chucks come with back-up screw.
- NMTB shanks are suitable for use with Erickson Quick Change spindles.



TG/DA Collet Chucks

**Toolholder Assembly Procedure**

To use: first insert the collet into the chuck nut by squeezing the collet and pressing its face into the chuck nut's retaining ring until the collet's collar is fully seated. Then load the assembly into the chuck, insert a cutting tool, and tighten with the appropriate nut wrench to the recommended tightening torque.

To remove: simply squeeze the collet while pulling it from the chuck nut at an angle.

When removing the back-up screw, TG Collet Chucks have coolant-thru capabilities. No disc, special nut or wrench required! See TG Coolant Collets on pages 194-195.





## Straight Shank TG Collet Chucks



**T.I.R.:** <.0002" at collet face



**Set-up:** quick and easy



**Coolant-Thru:** thru-tool coolant



Drilling



Milling



Tapping



Reaming

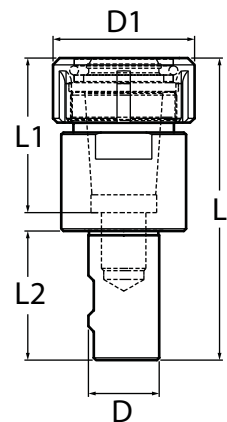
### Features of Straight Shank Tooling

- Straight shank tooling may be used to extend tooling reach for extended length operations
- This option is less costly than extended length integral shank tooling
- They may be used with any size machining center or lathe
- When loaded into larger holders, their reduced O.D. permits drilling operations within large holes or whenever tight clearances are encountered

### Straight Shank

Part Number	Collet Series	Collet Range	Nut Wrench	D	L	L1	L2	D1
<a href="#">S1507-1000-9.00</a>	100TG	3/64-1"	100TG-SPAN	1.50"	9.00"	2.73"	6.00"	2.50"

TG Collet Chucks come with back-up screw.



### Toolholder Assembly Procedure

To use: first insert the collet into the chuck nut by squeezing the collet and pressing its face into the chuck nut's retaining ring until the collet's collar is fully seated. Then load the assembly into the chuck, insert a cutting tool, and tighten with the appropriate nut wrench to the recommended tightening torque.

To remove: simply squeeze the collet while pulling it from the chuck nut at an angle.



TG Collets  
Pages 192-195



TG Torque Wrench  
Page 196



TG Back Up Screw  
Page 196



TG Nut  
Page 196



## 50TG Collets

TG standard collets collapse approximately 1/64"

### Inch

Size Range: 1/8" - 1/2"

Part Number	Size
050-008	1/8"
050-009	9/64"
050-010	5/32"
050-011	11/64"
050-012	3/16"
050-013	13/64"
050-014	7/32"
050-015	15/64"
050-016	1/4"
050-017	17/64"
050-018	9/32"
050-019	19/64"
050-020	5/16"
050-021	21/64"
050-022	11/32"
050-023	23/64"
050-024	3/8"
050-025	25/64"
050-026	13/32"
050-027	27/64"
050-028	7/16"
050-029	29/64"
050-030	15/32"
050-031	31/64"
050-032	1/2"



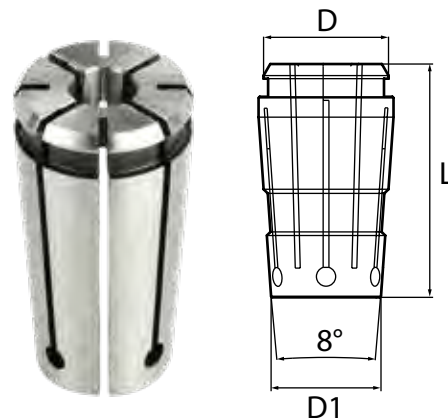
TG/DA Collet Chucks

### Dimensional Data

Style	D	D1	L	Collet Range	Nut Tightening Torque
50TG	0.760"	0.594"	1.437"	1/8-1/2"	35 ft.lbs
75TG	1.063"	0.871"	1.844"	3/64-3/4"	55 ft.lbs
100TG	1.278"	1.121"	2.386"	3/64-1"	75 ft.lbs
150TG	1.875"	1.678"	3.000"	1/2"-1.1/2"	100 ft.lbs

**Notes:**

- Tolerance: Guaranteed to be within 0.0002" at the collet nose.
- Accuracy: Less than 0.0005" at 4 x D.





## 75TG Collets

TG standard collets collapse approximately 1/64"

### Inch

Size Range: 3/64" - 3/4"

Part Number	Size
<a href="#">075-003</a>	3/64"
<a href="#">075-004</a>	1/16"
<a href="#">075-005</a>	5/64"
<a href="#">075-006</a>	3/32"
<a href="#">075-007</a>	7/64"
<a href="#">075-008</a>	1/8"
<a href="#">075-009</a>	9/64"
<a href="#">075-010</a>	5/32"
<a href="#">075-011</a>	11/64"
<a href="#">075-012</a>	3/16"
<a href="#">075-013</a>	13/64"
<a href="#">075-014</a>	7/32"
<a href="#">075-015</a>	15/64"
<a href="#">075-016</a>	1/4"
<a href="#">075-017</a>	17/64"
<a href="#">075-018</a>	9/32"
<a href="#">075-019</a>	19/64"
<a href="#">075-020</a>	5/16"
<a href="#">075-021</a>	21/64"
<a href="#">075-022</a>	11/32"
<a href="#">075-023</a>	23/64"
<a href="#">075-024</a>	3/8"
<a href="#">075-025</a>	25/64"
<a href="#">075-026</a>	13/32"
<a href="#">075-027</a>	27/64"
<a href="#">075-028</a>	7/16"
<a href="#">075-029</a>	29/64"
<a href="#">075-030</a>	15/32"
<a href="#">075-031</a>	31/64"
<a href="#">075-032</a>	1/2"
<a href="#">075-033</a>	33/64"
<a href="#">075-034</a>	17/32"
<a href="#">075-035</a>	35/64"
<a href="#">075-036</a>	9/16"
<a href="#">075-037</a>	37/64"
<a href="#">075-038</a>	19/32"
<a href="#">075-039</a>	39/64"
<a href="#">075-040</a>	5/8"
<a href="#">075-041</a>	41/64"
<a href="#">075-042</a>	21/32"
<a href="#">075-043</a>	43/64"
<a href="#">075-044</a>	11/16"
<a href="#">075-045</a>	45/64"
<a href="#">075-046</a>	23/32"
<a href="#">075-047</a>	47/64"
<a href="#">075-048</a>	3/4"

### Inch - Coolant-Thru

Size Range: 1/8" - 3/4"

Part Number	Size
-	-
-	-
-	-
-	-
-	-
<a href="#">075-008(C)</a>	1/8"
<a href="#">075-009(C)</a>	9/64"
<a href="#">075-010(C)</a>	5/32"
<a href="#">075-011(C)</a>	11/64"
<a href="#">075-012(C)</a>	3/16"
<a href="#">075-013(C)</a>	13/64"
<a href="#">075-014(C)</a>	7/32"
<a href="#">075-015(C)</a>	15/64"
<a href="#">075-016(C)</a>	1/4"
<a href="#">075-017(C)</a>	17/64"
<a href="#">075-018(C)</a>	9/32"
<a href="#">075-019(C)</a>	19/64"
<a href="#">075-020(C)</a>	5/16"
<a href="#">075-021(C)</a>	21/64"
<a href="#">075-022(C)</a>	11/32"
<a href="#">075-023(C)</a>	23/64"
<a href="#">075-024(C)</a>	3/8"
<a href="#">075-025(C)</a>	25/64"
<a href="#">075-026(C)</a>	13/32"
<a href="#">075-027(C)</a>	27/64"
<a href="#">075-028(C)</a>	7/16"
<a href="#">075-029(C)</a>	29/64"
<a href="#">075-030(C)</a>	15/32"
<a href="#">075-031(C)</a>	31/64"
<a href="#">075-032(C)</a>	1/2"
<a href="#">075-033(C)</a>	33/64"
<a href="#">075-034(C)</a>	17/32"
<a href="#">075-035(C)</a>	35/64"
<a href="#">075-036(C)</a>	9/16"
<a href="#">075-037(C)</a>	37/64"
<a href="#">075-038(C)</a>	19/32"
<a href="#">075-039(C)</a>	39/64"
<a href="#">075-040(C)</a>	5/8"
<a href="#">075-041(C)</a>	41/64"
<a href="#">075-042(C)</a>	21/32"
<a href="#">075-043(C)</a>	43/64"
<a href="#">075-044(C)</a>	11/16"
<a href="#">075-045(C)</a>	45/64"
<a href="#">075-046(C)</a>	23/32"
<a href="#">075-047(C)</a>	47/64"
<a href="#">075-048(C)</a>	3/4"



### 75TG Collets Sets

<a href="#">075-SET-12</a>	12 Piece 75TG Collet Set: 1/16" - 3/4" by 1/16ths
<a href="#">075-SET-17</a>	17 Piece 75TG Collet Set: 1/8" - 3/8 by 1/64ths
<a href="#">075-SET-23</a>	23 Piece 75TG Collet Set: 1/16" 3/4" by 1/32nds
<a href="#">075-SET-27</a>	27 Piece 75TG Collet Set: 3/32" - 1/2" by 1/64ths
<a href="#">075-SET-45</a>	45 Piece 75TG Collet Set: 1/16" 3/4" by 1/64ths

*Notes:*

- Our coolant collets seal up to a maximum coolant pressure of 1000 psi.
- Range collapsibility is 0.004 - 0.006" for coolant collet.
- See dimensional data for TG Collets on page 192.

These patented coolant collets are designed for use with cylindrical shank tools (no flats). Cutting tool should be inserted the full length of the collet. If these conditions are not met, coolant leakage will result.

*Notes: Cutter must be inserted the full length of the collet.*

# 100TG Collets

TG standard collets collapse approximately 1/64"

## Inch

Size Range: 3/64" - 1"

Part Number	Size
<a href="#">100-003</a>	3/64"
<a href="#">100-004</a>	1/16"
<a href="#">100-005</a>	5/64"
<a href="#">100-006</a>	3/32"
<a href="#">100-007</a>	7/64"
<a href="#">100-008</a>	1/8"
<a href="#">100-009</a>	9/64"
<a href="#">100-010</a>	5/32"
<a href="#">100-011</a>	11/64"
<a href="#">100-012</a>	3/16"
<a href="#">100-013</a>	13/64"
<a href="#">100-014</a>	7/32"
<a href="#">100-015</a>	15/64"
<a href="#">100-016</a>	1/4"
<a href="#">100-017</a>	17/64"
<a href="#">100-018</a>	9/32"
<a href="#">100-019</a>	19/64"
<a href="#">100-020</a>	5/16"
<a href="#">100-021</a>	21/64"
<a href="#">100-022</a>	11/32"
<a href="#">100-023</a>	23/64"
<a href="#">100-024</a>	3/8"
<a href="#">100-025</a>	25/64"
<a href="#">100-026</a>	13/32"
<a href="#">100-027</a>	27/64"
<a href="#">100-028</a>	7/16"
<a href="#">100-029</a>	29/64"
<a href="#">100-030</a>	15/32"
<a href="#">100-031</a>	31/64"
<a href="#">100-032</a>	1/2"
<a href="#">100-033</a>	33/64"
<a href="#">100-034</a>	17/32"
<a href="#">100-035</a>	35/64"
<a href="#">100-036</a>	9/16"
<a href="#">100-037</a>	37/64"
<a href="#">100-038</a>	19/32"
<a href="#">100-039</a>	39/64"
<a href="#">100-040</a>	5/8"
<a href="#">100-041</a>	41/64"
<a href="#">100-042</a>	21/32"
<a href="#">100-043</a>	43/64"
<a href="#">100-044</a>	11/16"
<a href="#">100-045</a>	45/64"
<a href="#">100-046</a>	23/32"
<a href="#">100-047</a>	47/64"
<a href="#">100-048</a>	3/4"
<a href="#">100-049</a>	49/64"
<a href="#">100-050</a>	25/32"
<a href="#">100-051</a>	51/64"
<a href="#">100-052</a>	13/16"
<a href="#">100-053</a>	53/64"
<a href="#">100-054</a>	27/32"
<a href="#">100-055</a>	55/64"
<a href="#">100-056</a>	7/8"
<a href="#">100-057</a>	57/64"
<a href="#">100-058</a>	29/32"
<a href="#">100-059</a>	59/64"
<a href="#">100-060</a>	15/16"
<a href="#">100-061</a>	61/64"
<a href="#">100-062</a>	31/32"
<a href="#">100-063</a>	63/64"
<a href="#">100-064</a>	1"

## Inch - Coolant-Thru

Size Range: 1/4" - 1"

Part Number	Size
-	-
-	-
-	-
-	-
-	-
-	-
-	-
-	-
-	-
-	-
-	-
-	-
-	-
-	-
<a href="#">100-016(C)</a>	1/4"
<a href="#">100-017(C)</a>	17/64"
<a href="#">100-018(C)</a>	9/32"
<a href="#">100-019(C)</a>	19/64"
<a href="#">100-020(C)</a>	5/16"
<a href="#">100-021(C)</a>	21/64"
<a href="#">100-022(C)</a>	11/32"
<a href="#">100-023(C)</a>	23/64"
<a href="#">100-024(C)</a>	3/8"
<a href="#">100-025(C)</a>	25/64"
<a href="#">100-026(C)</a>	13/32"
<a href="#">100-027(C)</a>	27/64"
<a href="#">100-028(C)</a>	7/16"
<a href="#">100-029(C)</a>	29/64"
<a href="#">100-030(C)</a>	15/32"
<a href="#">100-031(C)</a>	31/64"
<a href="#">100-032(C)</a>	1/2"
<a href="#">100-033(C)</a>	33/64"
<a href="#">100-034(C)</a>	17/32"
<a href="#">100-035(C)</a>	9/16"
<a href="#">100-037(C)</a>	37/64"
<a href="#">100-038(C)</a>	19/32"
<a href="#">100-039(C)</a>	39/64"
<a href="#">100-040(C)</a>	5/8"
<a href="#">100-041(C)</a>	41/64"
<a href="#">100-042(C)</a>	21/32"
<a href="#">100-043(C)</a>	43/64"
<a href="#">100-044(C)</a>	11/16"
<a href="#">100-045(C)</a>	45/64"
<a href="#">100-046(C)</a>	23/32"
<a href="#">100-047(C)</a>	47/64"
<a href="#">100-048(C)</a>	3/4"
<a href="#">100-049(C)</a>	49/64"
<a href="#">100-050(C)</a>	25/32"
<a href="#">100-051(C)</a>	51/64"
<a href="#">100-052(C)</a>	13/16"
<a href="#">100-053(C)</a>	53/64"
<a href="#">100-054(C)</a>	27/32"
<a href="#">100-055(C)</a>	55/64"
<a href="#">100-056(C)</a>	7/8"
<a href="#">100-057(C)</a>	57/64"
<a href="#">100-058(C)</a>	29/32"
<a href="#">100-059(C)</a>	59/64"
<a href="#">100-060(C)</a>	15/16"
<a href="#">100-061(C)</a>	61/64"
<a href="#">100-062(C)</a>	31/32"
<a href="#">100-063(C)</a>	63/64"
<a href="#">100-064(C)</a>	1"



100TG Collet

## 100TG Coolant Collets Sets

100-SET-11(C)	11 Piece 100TG Coolant Collet Set: 3/8" - 1" by 1/16ths
100-SET-21(C)	21 Piece 100TG Coolant Collet Set: 3/8" - 1" by 1/32nds
100-SET-41(C)	41 Piece 100TG Coolant Collet Set: 3/8" - 1" by 1/64ths

Notes: Cutter must be inserted the full length of collet.

## 100TG Collet Sets

100-SET-08	8 Piece 100TG Collet Set: 1/8" - 1" by 1/8ths
100-SET-11	11 Piece 100TG Collet Set: 3/8" - 1" by 1/16ths
100-SET-15	15 Piece 100TG Collet Set: 1/8" - 1" by 1/16ths
100-SET-21	21 Piece 100TG Collet Set: 3/8" - 1" by 1/32nds
100-SET-23	23 Piece 100TG Collet Set: 1/16" - 3/4" by 1/32nds
100-SET-30	30 Piece 100TG Collet Set: 3/32" - 1" by 1/32nds
100-SET-41	41 Piece 100TG Collet Set: 3/8" - 1" by 1/64ths
100-SET-45	45 Piece 100TG Collet Set: 1/16" - 3/4" by 1/64ths
100-SET-59	59 Piece 100TG Collet Set: 3/32" - by 1/64ths

Notes:

- Our TG coolant collets seals up to maximum coolant pressure of 1000 psi.
- Range collapsibility is 0.004 - 0.006" for coolant collet.
- See dimensional data for TG Collets on page 192.

These patented coolant collets are designed for use with cylindrical shank tools (no flats). Cutting tool should be inserted the full length of the collet. If these conditions are not met, coolant leakage will result.

Note: Cutter must be inserted the full length of the collet.



## 100TG Collets

TG standard collets collapse approximately 1/64"

### Metric

Size Range: 4mm - 26mm

Part Number	Size
<a href="#">100-204</a>	4mm
<a href="#">100-206</a>	6mm
<a href="#">100-208</a>	8mm
<a href="#">100-210</a>	10mm
<a href="#">100-212</a>	12mm
<a href="#">100-214</a>	14mm
<a href="#">100-216</a>	16mm
<a href="#">100-218</a>	18mm
<a href="#">100-220</a>	20mm
<a href="#">100-222</a>	22mm
<a href="#">100-224</a>	24mm
<a href="#">100-225</a>	25mm
<a href="#">100-226</a>	26mm

### Metric - Coolant-Thru

Size Range: 6mm - 26mm

Part Number	Size
-	-
<a href="#">100-206(C)</a>	6mm
<a href="#">100-208(C)</a>	8mm
<a href="#">100-210(C)</a>	10mm
<a href="#">100-212(C)</a>	12mm
<a href="#">100-214(C)</a>	14mm
<a href="#">100-216(C)</a>	16mm
<a href="#">100-218(C)</a>	18mm
<a href="#">100-220(C)</a>	20mm
<a href="#">100-222(C)</a>	22mm
<a href="#">100-224(C)</a>	24mm
<a href="#">100-225(C)</a>	25mm
<a href="#">100-226(C)</a>	26mm

Notes:

- Cutter must be inserted the full length of the collet.
- Our coolant collets seal up to a maximum coolant pressure of 1000 psi.
- Range collapsibility is 0.004 - 0.006" for coolant collet.
- See dimensional data for TG Collets on page 192.

### 100TG Collets Sets

100-SET-213-MM	13 Piece 100TG Metric Collet Set: 4mm - 26mm
----------------	--




These patented coolant collets are designed for use with cylindrical shank tools (no flats). Cutting tool should be inserted the full length of the collet. If these conditions are not met, coolant leakage will result.



## TG Accessories

### 100TG Collet Rack

Part Number	Description
<a href="#">RACK-5C/100TG/SK25</a>	100TG Collet Rack, 30 piece capacity



### Replacement Nut for TG Collet Chuck

Part Number	Description
<a href="#">50TG-NUT</a>	50TG Nut
<a href="#">75TG-NUT</a>	75TG Nut
<a href="#">100TG-NUT</a>	100TG Nut
100TG-HEXNUT	100TG Hex Nut
150TG-NUT	150TG Nut



### Replacement Nut Parts for TG Collet Chuck

Part Number	Description
50TG-1	50TG Nut Bearing/Spacer Set
75TG-1	75TG Nut Bearing/Spacer Set
100TG-1	100TG Nut Bearing/Spacer Set
150TG-1	150TG Nut Bearing/Spacer Set



### Replacement Back-Up Screws for TG Collet Chuck

Part Number	Description
50TG-3	50TG Back-up screw
75TG-3	75TG Back-up screw
75TG-3C	75TG Coolant Back-up screw
100TG-3	100TG Back-up screw
100TG-3C	100TG Coolant Back-up screw
150TG-3	150TG Back-up screw
150G-3C	150TG Coolant Back-up screw



### Spanner Wrench for TG Collet Chuck

Part Number	Description
50TG-SPAN	Fits 50TG Collet Chuck Nut
75TG-SPAN	Fits 75TG Collet Chuck Nut
100TG-SPAN	Fits 100TG Collet Chuck Nut
150TG-SPAN	Fits 150TG Collet Chuck Nut



### Torque Wrench and Attachment for TG Collet Chuck

Part Number	Description
TQW-150	Torque Wrench for ER11/16/20/25/32/40 Chuck Nut
TQW-TG075(50)	TG75 Attachment for TQW-150 torque wrench
TQW-TG100(63)	TG100 Attachment for TQW-150 torque wrench
TQW-TG150(82)	TG150 Attachment for TQW-150 torque wrench





## CAT and BT DA Collet Chucks



**T.I.R.:** minimal



Drilling



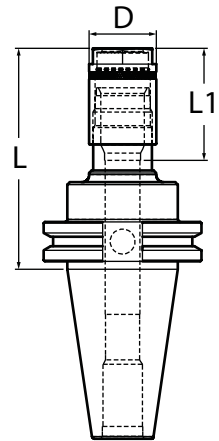
**Set-up:** quick and easy



Reaming

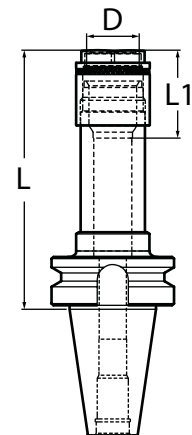
### CAT40

Part Number	Taper	Collet Series	Collet Range	L	L1	D
<a href="#">C4007-0100-3.50</a>	CAT40	100DA	3/64 - 9/16"	3.50"	1.15"	1.06"
C4017-0100-6.00	CAT40	100DA	3/64 - 9/16"	6.00"	1.15"	1.06"
<a href="#">C4007-0180-4.00</a>	CAT40	180DA	3/64 - 3/4"	4.00"	1.50"	1.44"
<a href="#">C4007-0200-3.00</a>	CAT40	200DA	3/64 - 3/8"	3.00"	1.03"	0.86"



### BT30

Part Number	Taper	Collet Series	Collet Range	L	L1	D
<a href="#">B3007-0100-3.00</a>	BT30	100DA	3/64 - 9/16"	3.00"	1.15"	1.06"
<a href="#">B3007-0180-3.00</a>	BT30	180DA	3/64 - 3/4"	3.00"	1.51"	1.44"
<a href="#">B3007-0200-3.00</a>	BT30	200DA	3/64 - 3/8"	3.00"	1.03"	0.86"
<a href="#">B3007-0300-3.00</a>	BT30	300DA	3/64 - 1/4"	3.00"	1.04"	0.55"



Note: For light or medium milling, we recommend using ER or TG Collet Chucks. DA Collet Chucks are not designed for milling and can crack at the nose when overtightened or radial load is applied. Product warranty does not apply against cracking of collet, toolholder, or collet nut.



**NMTB DA Collet Chuck/DA Collet Chuck Extension**



**T.I.R.:** minimal

**Set-up:** quick and easy



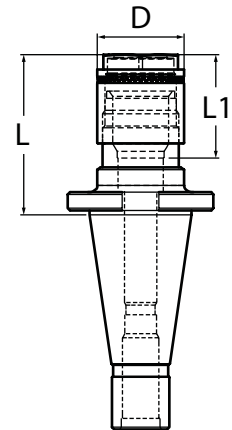
Drilling

Reaming

**NMTB 30**

Part Number	Taper	Collet Series	Collet Range	L	L1	D
<a href="#">N3007-0100-2.75</a>	NMTB30	100DA	3/64-9/16"	2.75"	1.15"	1.06"
<a href="#">N3007-0200-2.50</a>	NMTB30	200DA	3/64-3/8"	2.50"	1.03"	0.86"

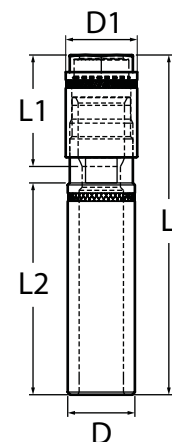
NMTB shanks are suitable for use with Erickson Quick Change spindles.



**DA Collet Chuck Extensions**

Part Number	Collet series	Collet Range	L	L1	L2	D	D1
010-EXT-100S	100DA	3/64-9/16"	4.94"	1.66"	3.00"	1"	1.06"
010-EXT-100	100DA	3/64-9/16"	7.44"	1.66"	5.50"	1"	1.06"
018-EXT-125S	180DA	3/64-3/4"	4.90"	1.83"	3.00"	1-1/4"	1.44"
018-EXT-125	180DA	3/64-3/4"	7.40"	1.83"	5.50"	1-1/4"	1.44"
020-EXT-750S	200DA	3/64-3/8"	4.67"	1.34"	3.00"	3/4"	0.86"
020-EXT-750	200DA	3/64-3/8"	7.17"	1.34"	5.50"	3/4"	0.86"
030-EXT-500S	300DA	3/64-1/4"	4.42"	1.18"	3.00"	1/2"	0.55"
030-EXT-500	300DA	3/64-1/4"	6.92"	1.18"	5.50"	1/2"	0.55"

Note: For light or medium milling, we recommend using ER or TG Collet Chucks. DA Collet Chucks are not designed for milling and can crack at the nose when overtightened or radial load is applied. Product warranty does not apply against cracking of collet, toolholder, or collet nut.





## 300DA and 200DA Collets

DA Collets collapse approximately 1/32"

### 300DA Collets

Size Range: 3/64" - 1/4"

Part Number	Size
<a href="#">030-003</a>	3/64"
<a href="#">030-004</a>	1/16"
<a href="#">030-005</a>	5/64"
<a href="#">030-006</a>	3/32"
<a href="#">030-007</a>	7/64"
<a href="#">030-008</a>	1/8"
<a href="#">030-009</a>	9/64"
<a href="#">030-010</a>	5/32"
<a href="#">030-011</a>	11/64"
<a href="#">030-012</a>	3/16"
<a href="#">030-013</a>	13/64"
<a href="#">030-014</a>	7/32"
<a href="#">030-015</a>	15/64"
<a href="#">030-016</a>	1/4"

### 200DA Collets

Size Range: 3/64" - 3/8"

Part Number	Size
<a href="#">020-003</a>	3/64"
<a href="#">020-004</a>	1/16"
<a href="#">020-005</a>	5/64"
<a href="#">020-006</a>	3/32"
<a href="#">020-007</a>	7/64"
<a href="#">020-008</a>	1/8"
<a href="#">020-009</a>	9/64"
<a href="#">020-010</a>	5/32"
<a href="#">020-011</a>	11/64"
<a href="#">020-012</a>	3/16"
<a href="#">020-013</a>	13/64"
<a href="#">020-014</a>	7/32"
<a href="#">020-015</a>	15/64"
<a href="#">020-016</a>	1/4"
<a href="#">020-017</a>	17/64"
<a href="#">020-018</a>	9/32"
<a href="#">020-019</a>	19/64"
<a href="#">020-020</a>	5/16"
<a href="#">020-021</a>	21/64"
<a href="#">020-022</a>	11/32"
<a href="#">020-023</a>	23/64"
<a href="#">020-024</a>	3/8"



### 300DA Collets Sets

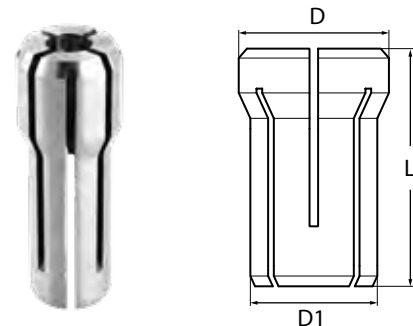
Part Number	Size
030-SET-07	7 Piece 300DA Collet Set: 1/16 - 1/4" by 1/32nds
030-SET-09	9 Piece 300DA Collet Set: 1/8 - 1/4" by 1/64ths
030-SET-13	13 Piece 300DA Collet Set: 1/16 - 1/4" by 1/64ths
030-SET-14	14 Piece 300DA Collet Set: 3/64 - 1/4" by 1/64ths

### 200DA Collets Sets

Part Number	Size
020-SET-09	9 Piece 200DA Collet Set: 1/8 - 3/8" by 1/32nds
020-SET-11	11 Piece 200DA Collet Set: 1/16 - 3/8" by 1/32nds
020-SET-17	17 Piece 200DA Collet Set: 1/8 - 3/8" by 1/64ths
020-SET-21	21 Piece 200DA Collet Set: 1/16 - 3/8" by 1/64ths

### DA Collet Dimensional Data

Style	D	D1	L	Collet Range	Nut Tightening Torque
300DA	0.375"	0.300"	1.000"	3/64-1/4"	18 ft.lbs
200DA	0.539"	0.453"	1.193"	3/64-3/8"	25 ft.lbs
100DA	0.769"	0.653"	1.441"	3/64-9/16"	35 ft.lbs
180DA	1.035"	0.873"	1.637"	3/64-3/4"	40 ft.lbs



## 100DA and 180DA Collets

DA collets collapse approximately 1/32"

### 100DA Collets

Size Range: 3/64" - 9/16"

Part Number	Size
<a href="#">010-003</a>	3/64"
<a href="#">010-004</a>	1/16"
<a href="#">010-005</a>	5/64"
<a href="#">010-006</a>	3/32"
<a href="#">010-007</a>	7/64"
<a href="#">010-008</a>	1/8"
<a href="#">010-009</a>	9/64"
<a href="#">010-010</a>	5/32"
<a href="#">010-011</a>	11/64"
<a href="#">010-012</a>	3/16"
<a href="#">010-013</a>	13/64"
<a href="#">010-014</a>	7/32"
<a href="#">010-015</a>	15/64"
<a href="#">010-016</a>	1/4"
<a href="#">010-017</a>	17/64"
<a href="#">010-018</a>	9/32"
<a href="#">010-019</a>	19/64"
<a href="#">010-020</a>	5/16"
<a href="#">010-021</a>	21/64"
<a href="#">010-022</a>	11/32"
<a href="#">010-023</a>	23/64"
<a href="#">010-024</a>	3/8"
<a href="#">010-025</a>	25/64"
<a href="#">010-026</a>	13/32"
<a href="#">010-027</a>	27/64"
<a href="#">010-028</a>	7/16"
<a href="#">010-029</a>	29/64"
<a href="#">010-030</a>	15/32"
<a href="#">010-031</a>	31/64"
<a href="#">010-032</a>	1/2"
<a href="#">010-033</a>	33/64"
<a href="#">010-034</a>	17/32"
<a href="#">010-035</a>	35/64"
<a href="#">010-036</a>	9/16"

Note: See dimensional data for DA collets on page 199.

### 180DA Collets

Size Range: 3/64" - 3/4"

Part Number	Size
<a href="#">018-003</a>	3/64"
<a href="#">018-004</a>	1/16"
<a href="#">018-005</a>	5/64"
<a href="#">018-006</a>	3/32"
<a href="#">018-007</a>	7/64"
<a href="#">018-008</a>	1/8"
<a href="#">018-009</a>	9/64"
<a href="#">018-010</a>	5/32"
<a href="#">018-011</a>	11/64"
<a href="#">018-012</a>	3/16"
<a href="#">018-013</a>	13/64"
<a href="#">018-014</a>	7/32"
<a href="#">018-015</a>	15/64"
<a href="#">018-016</a>	1/4"
<a href="#">018-017</a>	17/64"
<a href="#">018-018</a>	9/32"
<a href="#">018-019</a>	19/64"
<a href="#">018-020</a>	5/16"
<a href="#">018-021</a>	21/64"
<a href="#">018-022</a>	11/32"
<a href="#">018-023</a>	23/64"
<a href="#">018-024</a>	3/8"
<a href="#">018-025</a>	25/64"
<a href="#">018-026</a>	13/32"
<a href="#">018-027</a>	27/64"
<a href="#">018-028</a>	7/16"
<a href="#">018-029</a>	29/64"
<a href="#">018-030</a>	15/32"
<a href="#">018-031</a>	31/64"
<a href="#">018-032</a>	1/2"
<a href="#">018-033</a>	33/64"
<a href="#">018-034</a>	17/32"
<a href="#">018-035</a>	35/64"
<a href="#">018-036</a>	9/16"
<a href="#">018-037</a>	37/64"
<a href="#">018-038</a>	19/32"
<a href="#">018-039</a>	39/64"
<a href="#">018-040</a>	5/8"
<a href="#">018-041</a>	41/64"
<a href="#">018-042</a>	21/32"
<a href="#">018-043</a>	43/64"
<a href="#">018-044</a>	11/16"
<a href="#">018-045</a>	45/64"
<a href="#">018-046</a>	23/32"
<a href="#">018-047</a>	47/64"
<a href="#">018-048</a>	3/4"



100DA Collet

### 100DA Collet Sets

010-SET-08	8 Piece 100DA Collet Set: 1/8 - 9/16" by 1/16ths
010-SET-11	11 Piece 100DA Collet Set: 1/4 - 9/16" by 1/32nds
010-SET-15	15 Piece 100DA Collet Set: 1/8 - 9/16" by 1/32nds
010-SET-17	17 Piece 100DA Collet Set: 1/16 - 9/16" by 1/32nds
010-SET-21	21 Piece 100DA Collet Sets: 1/4 - 9/16" by 1/64ths
010-SET-29	29 Piece 100DA Collet Set: 1/8 - 9/16" by 1/64ths
010-SET-33	33 Piece 100DA Collet Set: 1/16 - 9/16" by 1/64ths



180DA Collet

### 180DA Collet Sets

018-SET-09	9 Piece 180DA Collet Set: 1/4 - 3/4" by 1/16ths
018-SET-17	17 Piece 180DA Collet Set: 1/4 - 3/4" by 1/32nds
018-SET-21	21 Piece 180DA Collet Set: 1/8 - 3/4" by 1/32nds
018-SET-33	33 Piece 180DA Collet Set: 1/4 - 3/4" by 1/64ths
018-SET-41	41 Piece 180DA Collet Set: 1/8 - 3/4" by 1/64ths





## DA Accessories

### Replacement Nut for DA Collet Chuck

Part Number	Description
<a href="#">100DA-NUT</a>	100DA Nut
<a href="#">180DA-NUT</a>	180DA Nut
<a href="#">200DA-NUT</a>	200DA Nut
<a href="#">300DA-NUT</a>	300DA Nut



### Replacement Nut Parts for DA Collet Chuck

Part Number	Description
100DA-1	100DA Nut Spacer
100DA-2	100DA Nut Retaining Ring
180DA-1	180DA Nut Spacer
180DA-2	180DA Nut Retaining Ring
200DA-1	200DA Nut Spacer
200DA-2	200DA Nut Retaining Ring
300DA-1	300DA Nut Spacer
300DA-2	300DA Nut Retaining Ring



### Replacement Back-up Screws for DA Collet Chuck

Part Number	Description
100DA-3	Back-up screw for all CT, BT, NMTB 100DA Chucks
100DA-4	Back-up screw for 100DA Chuck Extensions
180DA-3	Back-up screw for all CT, BT, NMTB 180DA Chucks
180DA-4	Back-up screw for 180DA Collet Chuck Extensions
200DA-3	Back-up screw for all 40-taper 200DA Collet Chucks
200DA-4	Back-up screw for 200DA Collet Chuck Extensions
200DA-5	Back-up screw for BT30 & BT35 200DA Collet Chucks
300DA-3	Back-up screw for all CT, BT, NMTB, 300DA Collet Chucks
300DA-4	Back-up screw for 300DA Collet Chuck Extensions



## SEE THE DIFFERENCE IN TORQUE IN UNDER 10 MINUTES:

### Lyndex-Nikken CAT40 ER32 High Torque Collet Chuck

Collet Size: 1/2" collet  
Tool Shank Size: 1/2"  
Tightening Torque: 85 ft-lbs.



**Cutting tool GRIPS at 75 ft-lbs.**

### Other Brands CAT40 ER32 Collet Chuck

Collet Size: 1/2" collet  
Tool Shank Size: 1/2"  
Tightening Torque: 85 ft-lbs.



**Cutting tool SLIPS at 35 ft-lbs.**




**214% higher gripping force  
than other brands!**



View our ER Torque test by viewing on  
our YouTube channel. Not convinced?  
Contact us for a live demo!



### Benefits of Higher Gripping Force



- Precision ground bearing nut for additional gripping force\* (\*nut included as standard)
- Machine with higher chip load and reduce cycle time
- Reduction in end mill pulling reduces scrapping parts
- Eliminate over tightening that can lead to collet damage and excessive run-out
- Better overall cutting condition

**To schedule a demo, contact your Lyndex-Nikken  
Regional Sales Manager OR send an e-mail to:  
solutionselling@lyndexnikken.com**



Phone: (847) 367-4800



Email: sales@lyndexnikken.com



www.lyndexnikken.com

Connect with us on our  
social media channels!

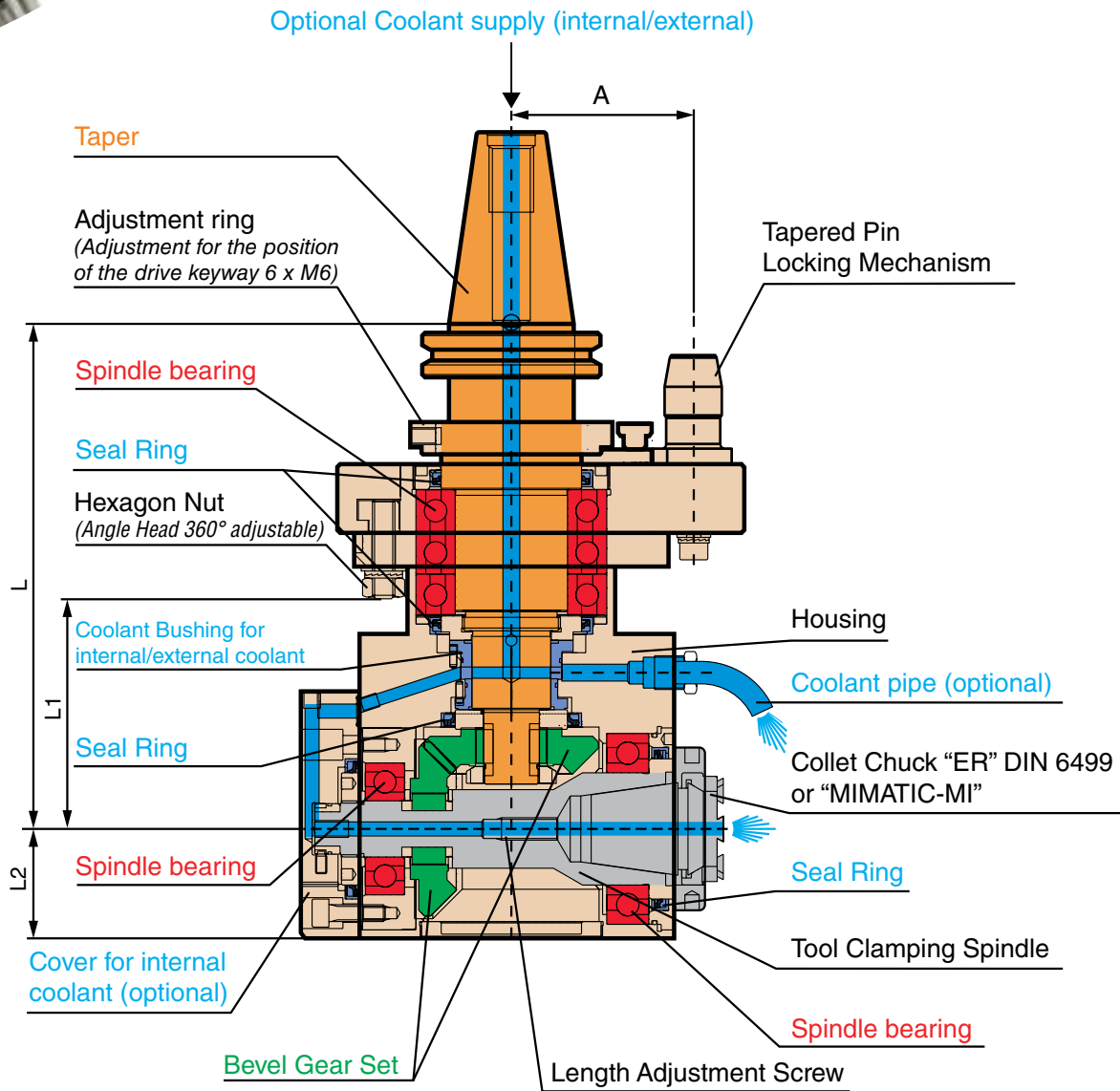




Angle Heads



## Technical Features



Our Angle Heads are equipped with hardened and ground gears and collet shafts. Units are also fitted with high-precision angular contact bearings, assuring extreme rigidity and accuracy. Compact designs maintain accurate spindle and tool centerline alignment while minimizing tool overhang - accuracy is maintained throughout the machining process from plane to plane.

### Recessed Collet Seat



With our collet seat recessed into the body of the Angle Head, rigidity is optimized while maintaining a compact design.

### High Precision Assembly



Our Angle Heads are assembled with high precision, P4 quality spindle bearings that are stabilized for high speeds up to 15,000 RPM and high torques up to 110 ft-lbs. The spiral beveled gears allow for high rigidity and smooth machining operations.

## Types of Fixed Angle Heads



Nikken Right Angle Heads



Standard Right Angle Heads



Offset Type Right Angle Heads



Economy 40 Taper Right Angle Heads



Slim Type Right Angle Heads



Twin Spindle Angle Heads



Universal Flexheads - Internal Coolant



Quick Change Right Angle Heads  
*(Attachments sold separately)*



Nikken Spindle Speeder  
*(up to 20,000 RPM)*



All Angle Heads come with a tapered positioning pin as standard

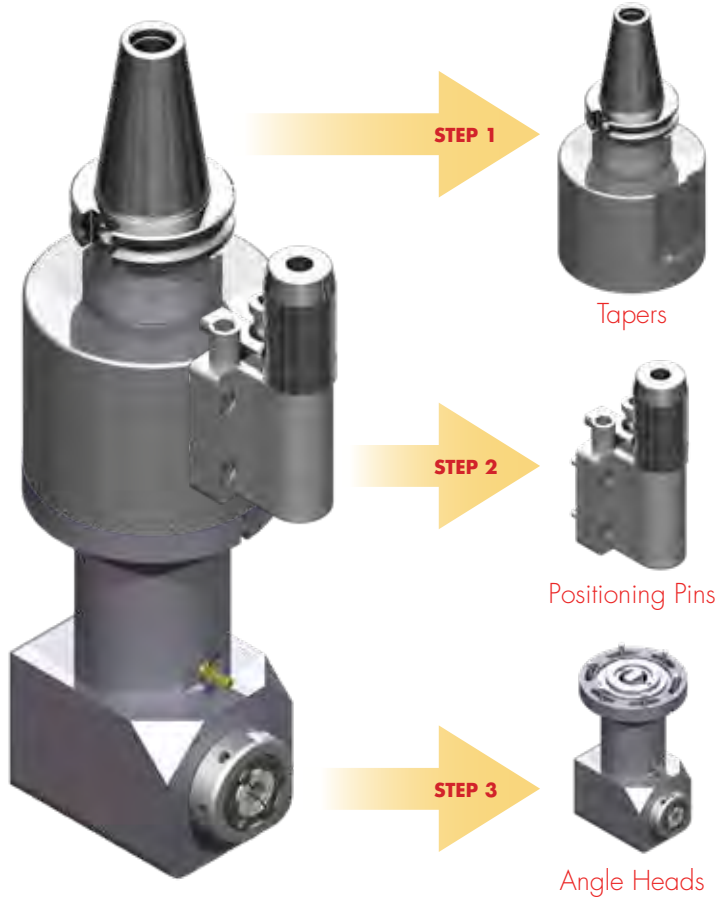


A flat pin can be made available upon request



## Modular Angle Head Assembly

Construct a Modular Angle Head in 3 Easy Steps!



### Modular Angle Head System Features

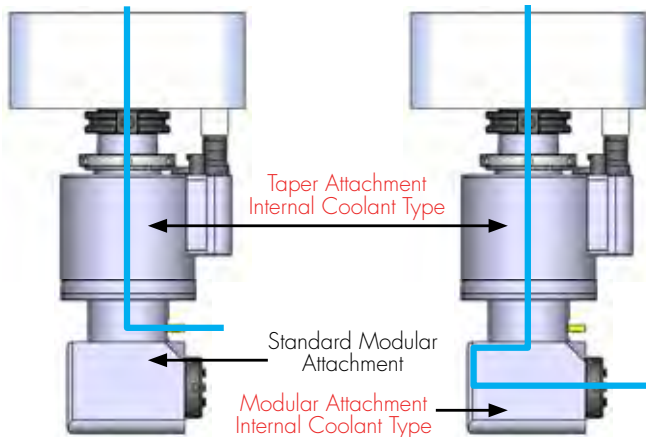
- Flexibility for a multitude of applications
- Adaptable with a wide variety of machine tapers
- Bolt style mounting system between taper and modular attachment for added rigidity
- Cost effective solution when Angle Heads are required on machines with different tapers
- 360 degree body and head rotation
- Tapered positioning pin for alignment accuracy

### Modular Attachment Features

- Slim styles for inner bore work
- Stubby styles for added milling rigidity
- Extended Length styles for added reach
- Quick Change system for operations involving multiple tools
- Double output styles eliminate the necessity for two heads
- NSK output styles for small internal engraving and light duty drilling

## Coolant Configurations

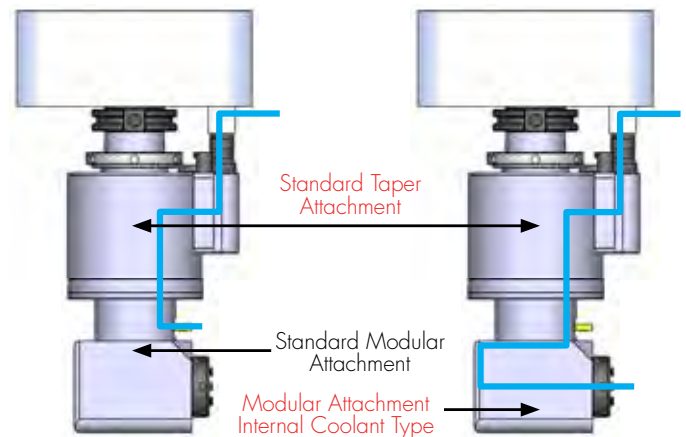
### Coolant Supply Through The Spindle



External Coolant

Internal Coolant

### Coolant Supply Through The Positioning Block



External Coolant

Internal Coolant

## Modular Angle Head System

Flexibility for Any Application!

### TAPERS



### TAPER EXTENSION



### MODULAR ATTACHMENTS



ER11 Adapter

ER11 Adapter Slim

ER11 Adapter Long

ER16 Adapter

ER16 Adapter Slim

ER16 Adapter Long

ER20 Adapter



ER20 Adapter Slim



ER20 Adapter Long



ER25 Adapter



ER25 Adapter Slim



ER25 Adapter Long



ER16 Double Output



ER25 Double Output



NSK Adapter



M32 Quick Change



M32 Quick Change Long



M40 Quick Change

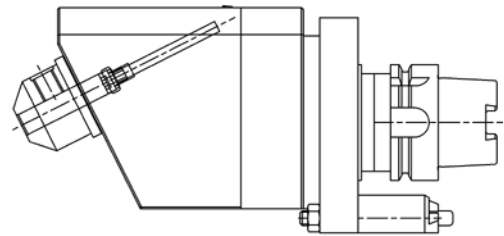
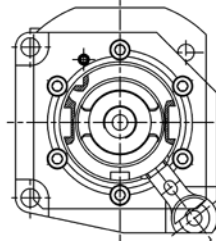


M40 Long Quick Change

## High Productivity Angle Heads

### Fixed Angle Heads

Fixed Angle Heads ensures an accurate angle without the need to adjust or verify the cutting angle. Ideal for families of parts with a common fixed angle or for high production where optimized rigidity is required to reduce cycle times.



### Multi-Spindle Drill Heads

Ideal for high production operations where drilling speed and accuracy must be optimized; Lyndex-Nikken Multi Spindle units can be designed for all materials, multiple drill sizes, and a varying number of output spindles to match your application.



### Special Angle Heads

From Gear Hobbing, Deep Bore Milling, High Torque Shell Mill Angle Heads, to High Speed Spindle Multiplier Angle Heads, we have your applications covered. Contact us for more details!



Saw Blade/Arbor Milling Head with additional support pins



Heavy Duty Offset Arbor Milling Head for diesel engine blocks



ER32 1-meter Extended Length Modular Tool with internal coolant



ER11 Extended Length Slim Line Angle Head for ID pocket milling



## Engineering Support

Complete Engineering Support from Start to Finish!



### Selecting the best Angle Head

- Fill out our Angle Head Questionnaire.
- Provide dimensional and material information about your part via 3D model and/or CAD drawing.
- Additional information about the machine, current processes and cycle times are gathered.





### Verification of Clearance and Application

- 3D models of Angle Heads are used to verify internal motion in space-critical locations.
- Applications are qualified by determining torque calculations of the machining operation, and is verified again that the Angle Head can sustain the desired process.



### Automatic Tool Change & Weight Confirmation

- ATC and weight clearances are confirmed.
- 3D printed Angle Heads and positioning blocks are available to ensure 100% dimensional accuracy and guarantees clearance while reducing cost and risk to the customer.



### Installation & Additional Support

- Additional support for positioning block design and integration of the unit are also available.
- Positioning blocks are made to specifications, ensuring that the Angle Head is positioned and locked into place during final installation.



SPECIAL CUSTOM  
POSITIONING BLOCK

**Why risk your investment? We have you covered from design to installation!**



**Receive in-depth training on the cutting edge solutions of our products to help maximize your profits and increase productivity.**

**IN-DEPTH TRAINING AND LIVE DEMOS**

**SHRINK FIT**



**ADVANCED TOOLHOLDERS**



**POWER CHUCKS  
& QUICK CHANGE FLEX COLLETS**



**LIVE TOOLING**



**ANGLEHEADS**

**To schedule a demo, contact your Lyndex-Nikken Regional Sales Manager  
OR send an e-mail to: [solutionselling@lyndexnikken.com](mailto:solutionselling@lyndexnikken.com)**



Phone: (847) 367-4800



Email: [sales@lyndexnikken.com](mailto:sales@lyndexnikken.com)



[www.lyndexnikken.com](http://www.lyndexnikken.com)

Connect with us on our social media channels!







Stub & Blank

**STUB MILL HOLDERS  
AND BLANK BARS**



## Stub Mill Holder Features

Our Stub Mill Holders feature hardened and ground tapers, location shafts and arbor spacers to ensure clamping of cutting tools and rigid machining capability.

Taper ground to AT3 or better to ensure 80% taper contact

Nickel Chrome 4140 alloy body

h6 precision ground pilot for concentric and repeatable mounting diameter

1/8, 1/4, 3/8 and 1/2 inch ground arbor spacers included with every holder for flexibility

Surface ground to maintain .0002" or better perpendicularity to centerline ensuring flat engagement of cutting tool

Heat treated and coated nickel chrome nut prevents wear and increases clamping pressure

## CAT and BT Stub Mill Holders



**T.I.R.:** < 0.0002" run out along pilot



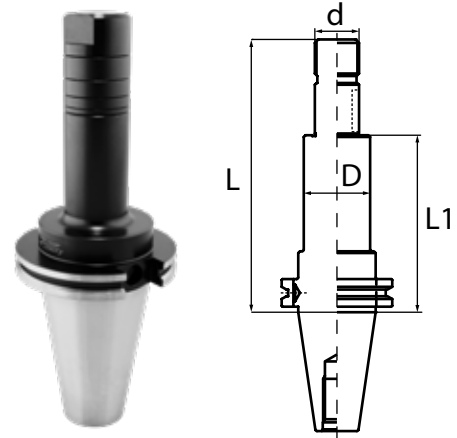
**Set-up:** quick and easy

- Taper ground to AT3 or better to ensure 80% taper contact
- 1/8", 1/4", 3/8" and 1/2" ground arbor spacers included with every holder
- h6 precision ground pilot for concentric and repeatable mounting diameter

### CAT40/50

Part Number	Taper	d	L	D	L1	Key Size
<a href="#">C4002-1000-6.17</a>	CT40	1"	6.17"	1.50"	4.00"	1/4"
<a href="#">C4002-1250-6.29</a>	CT40	1-1/4"	6.29"	1.75"	4.00"	5/16"
<a href="#">C5002-1000-6.17</a>	CT50	1"	6.17"	1.50"	4.00"	1/4"
<a href="#">C5002-1250-6.28</a>	CT50	1-1/4"	6.28"	1.75"	4.00"	5/16"
<a href="#">C5002-1500-6.60</a>	CT50	1-1/2"	6.60"	2.12"	4.00"	3/8"

Note: 1 pcs each: 1/8", 1/4", 3/8" and 1/2" arbor spacers and securing nut included as standard with all listed toolholders.



### Replacement Nut for Stub Mill Holders

Part Number	Description	Length of Nut
3/4-STUBNUT	3/4"	18mm (0.70")
1-STUBNUT	1"	22.5mm (0.88")
1-1/4-STUBNUT	1-1/4"	22.5mm (0.88")
1-1/2-STUBNUT	1-1/2"	33.5mm (1.31")



### Replacement Spacer for Stub Mill Holders

Part Number	Description
SP3-3/4-1/8	1/8" Thick Spacer for 3/4" OD Holder
SP3-3/4-1/4	1/4" Thick Spacer for 3/4" OD Holder
SP3-3/4-3/8	3/8" Thick Spacer for 3/4" OD Holder
SP3-3/4-1/2	1/2" Thick Spacer for 3/4" OD Holder
SP1-1-1/8	1/8" Thick Spacer for 1" OD Holder
SP1-1-1/4	1/4" Thick Spacer for 1" OD Holder
SP1-1-3/8	3/8" Thick Spacer for 1" OD Holder
SP1-1-1/2	1/2" Thick Spacer for 1" OD Holder
SP1-1-1/4-1/8	1/8" Thick Spacer for 1-1/4" OD Holder
SP1-1-1/4-1/4	1/4" Thick Spacer for 1-1/4" OD Holder
SP1-1-1/4-3/8	3/8" Thick Spacer for 1-1/4" OD Holder
SP1-1-1/4-1/2	1/2" Thick Spacer for 1-1/4" OD Holder
SP1-1-1/2-1/8	1/8" Thick Spacer for 1-1/2" OD Holder
SP1-1-1/2-1/4	1/4" Thick Spacer for 1-1/2" OD Holder
SP1-1-1/2-3/8	3/8" Thick Spacer for 1-1/2" OD Holder
SP1-1-1/2-1/2	1/2" Thick Spacer for 1-1/2" OD Holder



## CAT and BT Blank Bars

- Taper ground to AT3 or better to ensure 80% taper contact
- Suitable for all applications – even deep boring
- Ground and hardened surfaces except projection of the toolholder



**TIR:** < 0.0002" run out along pilot




**Set-up:** quick and easy



**Coolant-Thru:** opt. modification

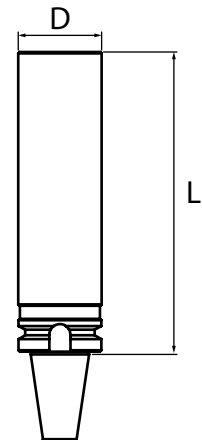
### CAT40/50

Part Number	Taper	L	D
<a href="#">C4008-0013</a>	CT40	13.00"	2.50"
<a href="#">C5008-0013</a>	CT50	13.00"	3.88"



### BT30/40/50

Part Number	Taper	L	D
<a href="#">B3008-0008</a>	BT30	8.00"	2.25"
<a href="#">B4008-0013</a>	BT40	13.00"	2.50"
<a href="#">B5008-0013</a>	BT50	13.00"	3.88"



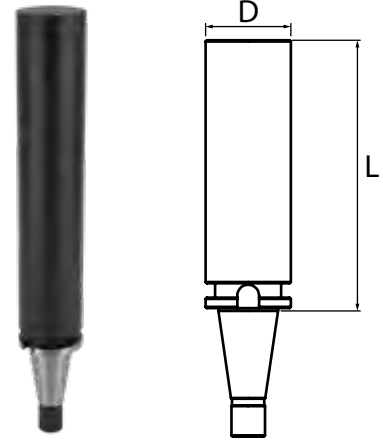


## NMTB and HSK Blank Bars

### NMTB40/50

Part Number	Taper	L	D
<a href="#">N4008-0013</a>	NMTB40	13.00"	2.50"
<a href="#">N5008-0013</a>	NMTB50	13.00"	3.88"

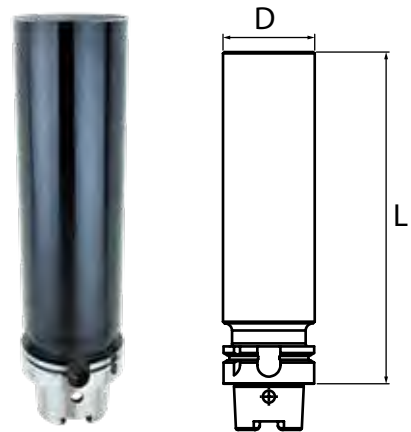
NMTB shanks are suitable for use with Erickson Quick Change spindles.



### HSK 100A

Part Number	Taper	L	D
<a href="#">HSK100A-BLANK-13.00</a>	HSK100A	13.00"	3.75"

Note: Coolant tube and coolant tube wrench are not included.  
Other HSK sizes are available as specials. Please contact us for more information.



### Coolant Tube Wrench for HSK Holders

Part Number	Description
<a href="#">HSK100-WRENCH</a>	Wrench for HSK100 Coolant Tube

Coolant tube wrenches are needed to remove or install coolant tubes in HSK toolholders.



### Coolant Tube for HSK Holders

Part Number	Description
<a href="#">HSK100-TUBE</a>	Coolant Tube for HSK100 Holders




# YOUR NEW WORKHOLDING SOLUTION

**LYNDEX  
NIKKEN**  
HYDRAULIC POWER CHUCKS


**HIGH QUALITY  
HIGH DURABILITY  
HIGH PRECISION**

**A wide selection of  
2-Jaw, 3-Jaw and  
Specialty chucks  
designed to handle  
any workholding  
challenge!**

Visit our website  
to download the  
catalog!



## **HYDRAULIC POWER CHUCK FEATURES**



- Low maintenance, High performance
- Capable of clamping over workpieces with uneven surfaces and a large range of diameters
- Maintains powerful clamping at high RPM
- Large through hole bores available for bar feeding
- Fully sealed structure reduces frequent greasing and prevents coolant leaks



Phone: (847) 367-4800



Email: [sales@lyndexnikken.com](mailto:sales@lyndexnikken.com)



[www.lyndexnikken.com](http://www.lyndexnikken.com)

Connect with us on our  
social media channels!





R8/5C/3J/16C





## R8 Collets

All R8 Collets are made with hardened threaded bushing in the back for long life. R8 Collets do not collapse.

Part Number (Inch)	Size	Part Number (Inch)	Size	Part Number (Inch)	Size
<a href="#">800-004</a>	1/16"	<a href="#">800-026</a>	13/32"	<a href="#">800-048</a>	3/4"
<a href="#">800-006</a>	3/32"	<a href="#">800-028</a>	7/16"	<a href="#">800-050</a>	25/32"
<a href="#">800-008</a>	1/8"	<a href="#">800-030</a>	15/32"	<a href="#">800-052</a>	13/16"
<a href="#">800-010</a>	5/32"	<a href="#">800-032</a>	1/2"	<a href="#">800-054</a>	27/32"
<a href="#">800-012</a>	3/16"	<a href="#">800-034</a>	17/32"	<a href="#">800-056</a>	7/8"
<a href="#">800-014</a>	7/32"	<a href="#">800-036</a>	9/16"	<a href="#">800-064*</a>	1"
<a href="#">800-016</a>	1/4"	<a href="#">800-038</a>	19/32"	860-001S R8 Steel Emergency Collet: 1/16" pilot hole	
<a href="#">800-018</a>	9/32"	<a href="#">800-040</a>	5/8"		
<a href="#">800-020</a>	5/16"	<a href="#">800-042</a>	21/32"		
<a href="#">800-022</a>	11/32"	<a href="#">800-044</a>	11/16"		
<a href="#">800-024</a>	3/8"	<a href="#">800-046</a>	23/32"		

Note: \*Cannot be used with notches, flats, or Weldon Shank. We recommend using End Mill Holders. Step depth approximately 3/4".

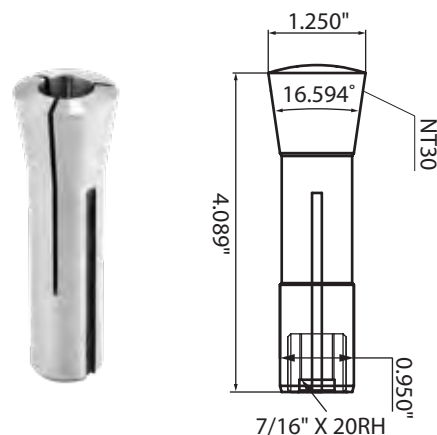
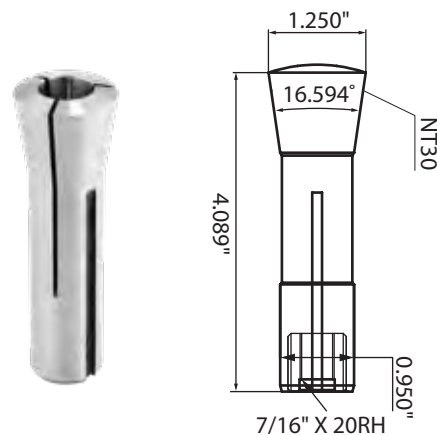
Part Number (Metric)	Size	Part Number (Metric)	Size	Part Number (Metric)	Size
<a href="#">820-003</a>	3mm	<a href="#">820-009</a>	9mm	<a href="#">820-015</a>	15mm
<a href="#">820-004</a>	4mm	<a href="#">820-010</a>	10mm	<a href="#">820-016</a>	16mm
<a href="#">820-005</a>	5mm	<a href="#">820-011</a>	11mm	<a href="#">820-017</a>	17mm
<a href="#">820-006</a>	6mm	<a href="#">820-012</a>	12mm	<a href="#">820-018</a>	18mm
<a href="#">820-007</a>	7mm	<a href="#">820-013</a>	13mm	<a href="#">820-019</a>	19mm
<a href="#">820-008</a>	8mm	<a href="#">820-014</a>	14mm	<a href="#">820-020</a>	20mm

## R8 Collet Sets

Part Number	Description	Size Range
810-SET-06	6 Piece R8 Collet Set	1/8" - 3/4" by 1/8ths
810-SET-08	8 Piece R8 Collet Set	1/8" - 1" by 1/8ths
810-SET-11	11 Piece R8 Collet Set	1/8" - 3/4" by 1/16ths
810-SET-12	12 Piece R8 Collet Set	1/8" - 3/4" by 1/16ths + 7/8"
810-SET-13	13 Piece R8 Collet Set	1/8" - 7/8" by 1/16ths
810-SET-14	14 Piece R8 Collet Set	1/16"-7/8" by 1/16ths
810-SET-21	21 Piece R8 Collet Set	1/8" - 3/4" by 1/32nds
810-SET-23	23 Piece R8 Collet Set	1/16" - 3/4" by 1/32nds
810-SET-25	25 Piece R8 Collet Set	1/8" - 7/8" by 1/32nds
810-SET-27	27 Piece R8 Collet Set	1/16" - 7/8" by 1/32nds
820-SET-18-MM	18 Piece R8 Metric Collet Set	3 - 20mm by 1mm


## R8 Collet Rack

Part Number	Description
RACK-R8	Metal Rack, holds 24 piece R8 Collets or R8 Chucks



## Accuracy

Size Range (Inch)	T.I.R.
1/16" - 3/8"	0.0007
13/32" - 1"	0.0011
Size Range (Metric)	T.I.R.
3 - 10 mm	0.0007
11 - 20mm	0.0011





## 5C Collets

All 5C collets (except 5C Step Collets) have external and internal threads.

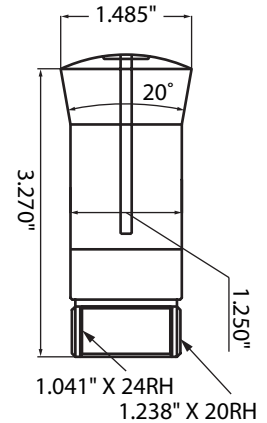
### 5C Round Collets

Part Number (Inch)	Size	Part Number (Inch)	Size	Part Number (Inch)	Size
<a href="#">500-003</a>	3/64"	<a href="#">500-028</a>	7/16"	<a href="#">500-053</a>	53/64"
<a href="#">500-004</a>	1/16"	<a href="#">500-029</a>	29/64"	<a href="#">500-054</a>	27/32"
<a href="#">500-005</a>	5/64"	<a href="#">500-030</a>	15/32"	<a href="#">500-055</a>	55/64"
<a href="#">500-006</a>	3/32"	<a href="#">500-031</a>	31/64"	<a href="#">500-056</a>	7/8"
<a href="#">500-007</a>	7/64"	<a href="#">500-032</a>	1/2"	<a href="#">500-057</a>	57/64"
<a href="#">500-008</a>	1/8"	<a href="#">500-033</a>	33/64"	<a href="#">500-058</a>	29/32"
<a href="#">500-009</a>	9/64"	<a href="#">500-034</a>	17/32"	<a href="#">500-059</a>	59/64"
<a href="#">500-010</a>	5/32"	<a href="#">500-035</a>	35/64"	<a href="#">500-060</a>	15/16"
<a href="#">500-011</a>	11/64"	<a href="#">500-036</a>	9/16"	<a href="#">500-061</a>	61/64"
<a href="#">500-012</a>	3/16"	<a href="#">500-037</a>	37/64"	<a href="#">500-062</a>	31/32"
<a href="#">500-013</a>	13/64"	<a href="#">500-038</a>	19/32"	<a href="#">500-063</a>	63/64"
<a href="#">500-014</a>	7/32"	<a href="#">500-039</a>	39/64"	<a href="#">500-064</a>	1"
<a href="#">500-015</a>	15/64"	<a href="#">500-040</a>	5/8"	<a href="#">500-065*</a>	1-1/64"
<a href="#">500-016</a>	1/4"	<a href="#">500-041</a>	41/64"	<a href="#">500-066*</a>	1-1/32"
<a href="#">500-017</a>	17/64"	<a href="#">500-042</a>	21/32"	<a href="#">500-067*</a>	1-3/64"
<a href="#">500-018</a>	9/32"	<a href="#">500-043</a>	43/64"	<a href="#">500-068*</a>	1-1/16"
<a href="#">500-019</a>	19/64"	<a href="#">500-044</a>	11/16"	<a href="#">500-069*</a>	1-5/64"
<a href="#">500-020</a>	5/16"	<a href="#">500-045</a>	45/64"	<a href="#">500-070*</a>	1-3/32"
<a href="#">500-021</a>	21/64"	<a href="#">500-046</a>	23/32"	<a href="#">500-071*</a>	1-7/64"
<a href="#">500-022</a>	11/32"	<a href="#">500-047</a>	47/64"	<a href="#">500-072*</a>	1-1/8"
<a href="#">500-023</a>	23/64"	<a href="#">500-048</a>	3/4"	<a href="#">560-001B</a>	5C Brass collet has 1/16" pilot hole
<a href="#">500-024</a>	3/8"	<a href="#">500-049</a>	49/64"	<a href="#">560-001S</a>	5C Steel emergency collet has 1/16" pilot hole and hardened threads
<a href="#">500-025</a>	25/64"	<a href="#">500-050</a>	25/32"		
<a href="#">500-026</a>	13/32"	<a href="#">500-051</a>	51/64"		
<a href="#">500-027</a>	27/64"	<a href="#">500-052</a>	13/16"		

Note: \*Collet has stepped internal diameter and cannot be used for bar feed work. Step depth approximately 1.60"

Part Number (Metric)	Size	Part Number (Metric)	Size	Part Number (Metric)	Size
<a href="#">520-003</a>	3mm	<a href="#">520-011</a>	11mm	<a href="#">520-019</a>	19mm
<a href="#">520-004</a>	4mm	<a href="#">520-012</a>	12mm	<a href="#">520-020</a>	20mm
<a href="#">520-005</a>	5mm	<a href="#">520-013</a>	13mm	<a href="#">520-021</a>	21mm
<a href="#">520-006</a>	6mm	<a href="#">520-014</a>	14mm	<a href="#">520-022</a>	22mm
<a href="#">520-007</a>	7mm	<a href="#">520-015</a>	15mm	<a href="#">520-023</a>	23mm
<a href="#">520-008</a>	8mm	<a href="#">520-016</a>	16mm	<a href="#">520-024</a>	24mm
<a href="#">520-009</a>	9mm	<a href="#">520-017</a>	17mm	<a href="#">520-025</a>	25mm
<a href="#">520-010</a>	10mm	<a href="#">520-018</a>	18mm	<a href="#">520-026*</a>	26mm

Note: \*Collet has stepped internal diameter and cannot be used for bar feed work. Step depth approximately 1.60"

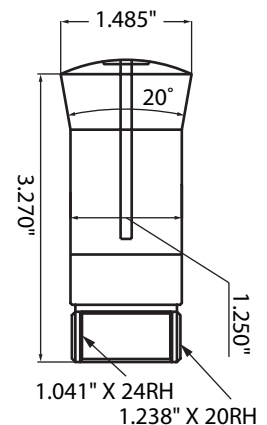


### Accuracy

Size Range (Inch)	T.I.R
3/64" - 25/64"	0.0008
13/32" - 45/64"	0.0011
23/32" - 1.1/8"	0.0015

Size Range (Metric)	T.I.R
3 - 10mm	0.0008
11 - 18mm	0.0011
19 - 26mm	0.0015



R8/5C/3J/16C

## 5C Collets

All 5C collets (except 5C Step Collets) have external and internal threads.

### 5C Collet Sets

Part Number	Description	Size Range
510-SET-08	8 Piece 5C Collet Set	1/8" - 1" by 1/8ths
510-SET-09	9 Piece 5C Collet Set	1/8" - 1-1/8" by 1/8ths
510-SET-09S	9 Piece 5C Collet Set	1/16" + 1/8" - 1" by 1/8ths
510-SET-15	15 Piece 5C Collet Set	1/8" - 1" by 1/16ths
510-SET-16	16 Piece 5C Collet Set	1/8" - 1-1/16" by 1/16ths
510-SET-16S	16 Piece 5C Collet Set	1/16" - 1" by 1/16ths
510-SET-17	17 Piece 5C Collet Set	1/16" - 1-1/16" by 1/16ths
510-SET-18	18 Piece 5C Collet Set	1/16" - 1-1/8" by 1/16ths
510-SET-24-MM	24 Piece 5C Collet Set, Metric	3.0 - 26.0mm x 1.0mm
510-SET-29	29 Piece 5C Collet Set	1/8" - 1" by 1/32nds
510-SET-31	31 Piece 5C Collet Set	1/8" - 1-1/16" by 1/32nds
510-SET-31S	31 Piece 5C Collet Set	1/16" - 1" by 1/32nds
510-SET-33	33 Piece 5C Collet Set	1/16" - 1-1/16" by 1/32nds
510-SET-35	35 Piece 5C Collet Set	1/16" - 1-1/8" by 1/32nds
510-SET-61	61 Piece 5C Collet Set	1/8" - 1-1/16" by 64ths
510-SET-61S	61 Piece 5C Collet Set	1/16" - 1" by 64ths
510-SET-65	65 Piece 5C Collet Set	1/8" - 1-1/8" by 64ths
510-SET-65S	65 Piece 5C Collet Set	1/16" - 1-1/16" by 64ths
510-SET-69	69 Piece 5C Collet Set	1/16" - 1-1/8" by 64ths
580-SET-07-HEX	7 Piece 5C Hex Collet Set	1/8" - 7/8" by 1/8ths
580-SET-13-HEX	13 Piece 5C Hex Collet Set	1/8" - 7/8" by 1/16ths
580-SET-06-SQ	6 Piece 5C Square Collet Set	1/8" - 3/4" by 1/8ths
580-SET-11-SQ	11 Piece 5C Square Collet Set	1/8" - 3/4" by 1/16ths

### Accuracy (For 5C Hex & Square)

Size Range	T.I.R
1/8" - 11/16"	0.0025
3/4" - 7/8"	0.0031

### 5C Square Collets

Part Number (Inch)	Size
<a href="#">540-008</a>	1/8"
<a href="#">540-012</a>	3/16"
<a href="#">540-016</a>	1/4"
<a href="#">540-020</a>	5/16"
<a href="#">540-024</a>	3/8"
<a href="#">540-028</a>	7/16"
<a href="#">540-032</a>	1/2"
<a href="#">540-036</a>	9/16"
<a href="#">540-040</a>	5/8"
<a href="#">540-044</a>	11/16"
<a href="#">540-048</a>	3/4"



### 5C Step Collets

Part Number (Inch)	Size
<a href="#">550-002</a>	2"
<a href="#">550-003</a>	3"
<a href="#">550-004</a>	4"
<a href="#">550-005</a>	5"
<a href="#">550-006</a>	6"



Steps Collets have a soft face for easy machining while the 5C collet portion is hardened. 5C collet portion has external threads only to engage into the collet draw bar (no ID threads).

### 5C Hex Collets

Part Number (Inch)	Size
<a href="#">530-008</a>	1/8"
<a href="#">530-012</a>	3/16"
<a href="#">530-016</a>	1/4"
<a href="#">530-020</a>	5/16"
<a href="#">530-024</a>	3/8"
<a href="#">530-028</a>	7/16"
<a href="#">530-032</a>	1/2"
<a href="#">530-036</a>	9/16"
<a href="#">530-040</a>	5/8"
<a href="#">530-044</a>	11/16"
<a href="#">530-048</a>	3/4"
<a href="#">530-052</a>	13/16"
<a href="#">530-056</a>	7/8"



## 5C Collet Accessories

### 5C Collet Stops

Part Number	Description
<a href="#">570-ADI</a>	Adjustable Threaded Collet Stop
<a href="#">570-USA</a>	Non-Threaded Depth Retainer Collet Stop



[570-ADI](#)



[570-USA](#)

### 5C Collet Blocks

Part Number	Description
<a href="#">570-HEX</a>	Hex Block with Tightening Ring
<a href="#">570-SQUARE</a>	Square Block with Tightening Ring
<a href="#">570-CLOSE</a>	Quick Closer
<a href="#">570-RING</a>	Replacement Tightening Ring (ring only)
<a href="#">570-BLOCK</a>	Complete Set (all of the above)



[570-HEX](#)



[570-SQUARE](#)



[570-CLOSE](#)

### 5C Collet Rack

Part Number	Description
<a href="#">RACK-5C/100TG/SK25</a>	Metal Rack holds 30 pieces 5C, 100TG or SK25 Collets



### 5C Collet Wrench

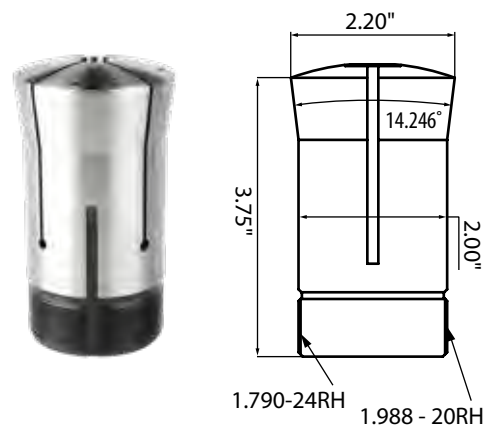
Part Number	Description
<a href="#">5C-WRENCH</a>	5C Collet Wrench



## 3J Collets

### 3J Round Collets

Part Number (Inch)	Size	Part Number (Inch)	Size
300-004	1/16"	300-043	43/64"
300-005	5/64"	300-044	11/16"
300-006	3/32"	300-045	45/64"
300-007	7/64"	300-046	23/32"
300-008	1/8"	300-047	47/64"
300-009	9/64"	300-048	3/4"
300-010	5/32"	300-049	49/64"
300-011	11/64"	300-050	25/32"
300-012	3/16"	300-051	51/64"
300-013	13/64"	300-052	13/16"
300-014	7/32"	300-053	53/64"
300-015	15/64"	300-054	27/32"
300-016	1/4"	300-055	55/64"
300-017	17/64"	300-056	7/8"
300-018	9/32"	300-057	57/64"
300-019	19/64"	300-058	29/32"
300-020	5/16"	300-059	59/64"
300-021	21/64"	300-060	15/16"
300-022	11/32"	300-061	61/64"
300-023	23/64"	300-062	31/32"
300-024	3/8"	300-063	63/64"
300-025	25/64"	300-064	1"
300-026	13/32"	300-068	1-1/16"
300-027	27/64"	300-072	1-1/8"
300-028	7/16"	300-076	1-3/16"
300-029	29/64"	300-080	1-1/4"
300-030	15/32"	300-084	1-5/16"
300-031	31/64"	300-088	1-3/8"
300-032	1/2"	300-092	1-7/16"
300-033	33/64"	300-096	1-1/2"
300-034	17/32"	300-100	1-9/16"
300-035	35/64"	300-104	1-5/8"
300-036	9/16"	300-108	1-11/16"
300-037	37/64"	300-112	1-3/4"
300-038	19/32"		
300-039	39/64"		
300-040	5/8"	360-001S*	Steel Emergency Collet has 1/16" pilot
300-041	41/64"		
300-042	21/32"		



### Accuracy

Size Range	T.I.R
1/16" - 25/64"	0.0008
13/32" - 45/64"	0.0011
23/32" - 1.3/4"	0.0015

Note: Round collets have external threads only.

\* Max Bore ø: Round: 1.3/4"  
Square: 1.1/2"  
Hex: 1.1/4"

### 3J Collet Set

Part Number	Description	Size Range
300-SET-08	8 Piece 3J Collet Set	1/8" - 1" by 1/8ths
300-SET-18	18 Piece 3J Collet Set	1/16" - 1.1/8" by 1/16ths
300-SET-29	29 Piece 3J Collet Set	1/8" - 1" by 1/32nds
300-SET-32	32 Piece 3J Collet Set	1/16" - 1.1/16" by 1/32nds

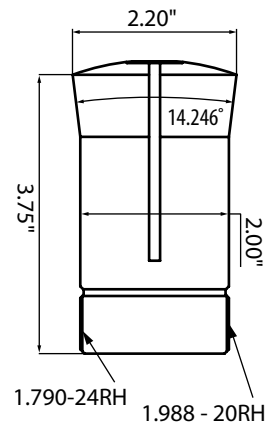


## 3J Collets

### 3J Hex Collets

Part Number (Inch)	Size	Part Number (Inch)	Size
<a href="#">330-016</a>	1/4"	<a href="#">330-060</a>	15/16"
<a href="#">330-020</a>	5/16"	<a href="#">330-064</a>	1"
<a href="#">330-024</a>	3/8"	<a href="#">330-068</a>	1-1/16"
<a href="#">330-028</a>	7/16"	<a href="#">330-072</a>	1-1/8"
<a href="#">330-032</a>	1/2"	<a href="#">330-076</a>	1-3/16"
<a href="#">330-036</a>	9/16"	<a href="#">330-080</a>	1-1/4"
<a href="#">330-040</a>	5/8"	<a href="#">330-084</a>	1-5/16"
<a href="#">330-044</a>	11/16"	<a href="#">330-088</a>	1-3/8"
<a href="#">330-048</a>	3/4"	<a href="#">330-092</a>	1-7/16"
<a href="#">330-052</a>	13/16"	<a href="#">330-096</a>	1-1/2"
<a href="#">330-056</a>	7/8"		

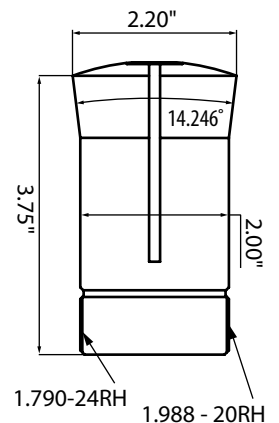
Note: Hex collets have ID threads



### 3J Square Collets

Part Number (Inch)	Size	Part Number (Inch)	Size
<a href="#">340-016</a>	1/4"	<a href="#">340-052</a>	13/16"
<a href="#">340-020</a>	5/16"	<a href="#">340-056</a>	7/8"
<a href="#">340-024</a>	3/8"	<a href="#">340-060</a>	15/16"
<a href="#">340-028</a>	7/16"	<a href="#">340-064</a>	1"
<a href="#">340-032</a>	1/2"	<a href="#">340-068</a>	1-1/16"
<a href="#">340-036</a>	9/16"	<a href="#">340-072</a>	1-1/8"
<a href="#">340-040</a>	5/8"	<a href="#">340-076</a>	1-3/16"
<a href="#">340-044</a>	11/16"	<a href="#">340-080</a>	1-1/4"
<a href="#">340-048</a>	3/4"		

Note: Square collets have ID threads



### Accuracy (For 3J Hex & Square)

Size Range	T.I.R
1/4" - 11/16"	0.0025
3/4" - 1-1/2"	0.0031

### 3J Collet Stop

Part Number	Description
<a href="#">370-JSA</a>	Threaded Depth Retainer 3J Collet Stop
<a href="#">370-ADI</a>	3J Hex and Square Collet Stop (for use with Collets with Internal Threads)



### 3J Collet Wrench

Part Number	Description
<a href="#">3J-WRENCH</a>	Wrench for 3J Round and Square Collets



## 16C Collets

### 16C Round Collets

Part Number (Inch)	Size	Part Number (Inch)	Size
<a href="#">160-004</a>	1/16"	<a href="#">160-041</a>	41/64"
<a href="#">160-005</a>	5/64"	<a href="#">160-042</a>	21/32"
<a href="#">160-006</a>	3/32"	<a href="#">160-043</a>	43/64"
<a href="#">160-007</a>	7/64"	<a href="#">160-044</a>	11/16"
<a href="#">160-008</a>	1/8"	<a href="#">160-045</a>	45/64"
<a href="#">160-009</a>	9/64"	<a href="#">160-046</a>	23/32"
<a href="#">160-010</a>	5/32"	<a href="#">160-047</a>	47/64"
<a href="#">160-011</a>	11/64"	<a href="#">160-048</a>	3/4"
<a href="#">160-012</a>	3/16"	<a href="#">160-049</a>	49/64"
<a href="#">160-013</a>	13/64"	<a href="#">160-050</a>	25/32"
<a href="#">160-014</a>	7/32"	<a href="#">160-051</a>	51/64"
<a href="#">160-015</a>	15/64"	<a href="#">160-052</a>	13/16"
<a href="#">160-016</a>	1/4"	<a href="#">160-053</a>	53/64"
<a href="#">160-017</a>	17/64"	<a href="#">160-054</a>	27/32"
<a href="#">160-018</a>	9/32"	<a href="#">160-055</a>	55/64"
<a href="#">160-019</a>	19/64"	<a href="#">160-056</a>	7/8"
<a href="#">160-020</a>	5/16"	<a href="#">160-057</a>	57/64"
<a href="#">160-021</a>	21/64"	<a href="#">160-058</a>	29/32"
<a href="#">160-022</a>	11/32"	<a href="#">160-059</a>	59/64"
<a href="#">160-023</a>	23/64"	<a href="#">160-060</a>	15/16"
<a href="#">160-024</a>	3/8"	<a href="#">160-061</a>	61/64"
<a href="#">160-025</a>	25/64"	<a href="#">160-062</a>	31/32"
<a href="#">160-026</a>	13/32"	<a href="#">160-063</a>	63/64"
<a href="#">160-027</a>	27/64"	<a href="#">160-064</a>	1"
<a href="#">160-028</a>	7/16"	<a href="#">160-068</a>	1-1/16"
<a href="#">160-029</a>	29/64"	<a href="#">160-072</a>	1-1/8"
<a href="#">160-030</a>	15/32"	<a href="#">160-076</a>	1-3/16"
<a href="#">160-031</a>	31/64"	<a href="#">160-080</a>	1-1/4"
<a href="#">160-032</a>	1/2"	<a href="#">160-084</a>	1-5/16"
<a href="#">160-033</a>	33/64"	<a href="#">160-088</a>	1-3/8"
<a href="#">160-034</a>	17/32"	<a href="#">160-092</a>	1-7/16"
<a href="#">160-035</a>	35/64"	<a href="#">160-096</a>	1-1/2"
<a href="#">160-036</a>	9/16"	<a href="#">160-100</a>	1-9/16"
<a href="#">160-037</a>	37/64"	<a href="#">160-104</a>	1-5/8"
<a href="#">160-038</a>	19/32"		Steel Emergency Collet has 1/16" pilot hole and hardened threads.
<a href="#">160-039</a>	39/64"	<a href="#">166-001S*</a>	
<a href="#">160-040</a>	5/8"		



### Accuracy

Size Range	T.I.R
1/16" - 25/64"	0.0008
13/32" - 45/64"	0.0011
23/32" - 1-5/8"	0.0015

Note: All 16C Collets have External and ID threads

\* Max Bore ø: Round: 1.5/8"  
Square: 1.3/8"  
Hex: 1.3/16"

### 16C Collet Set

Part Number	Description	Size Range
160-SET-08	8 Piece 16C Collet Set	1/8" - 1" by 1/8ths
160-SET-18	18 Piece 16C Collet Set	1/16" - 1.1/16" by 1/16ths
160-SET-29	29 Piece 16C Collet Set	1/8" - 1" by 1/32nds

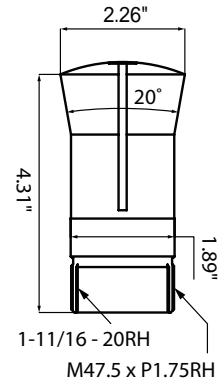
# 16C Collets



## 16C Hex Collets

Part Number (Inch)	Size	Part Number (Inch)	Size
<a href="#">163-008</a>	1/8"	<a href="#">163-052</a>	13/16"
<a href="#">163-012</a>	3/16"	<a href="#">163-056</a>	7/8"
<a href="#">163-016</a>	1/4"	<a href="#">163-060</a>	15/16"
<a href="#">163-020</a>	5/16"	<a href="#">163-064</a>	1"
<a href="#">163-024</a>	3/8"	<a href="#">163-068</a>	1-1/16"
<a href="#">163-028</a>	7/16"	<a href="#">163-072</a>	1-1/8"
<a href="#">163-032</a>	1/2"	<a href="#">163-076</a>	1-3/16"
<a href="#">163-036</a>	9/16"	<a href="#">163-080</a>	1-1/4"
<a href="#">163-040</a>	5/8"	<a href="#">163-084</a>	1-5/16"
<a href="#">163-044</a>	11/16"	<a href="#">163-088</a>	1-3/8"
<a href="#">163-048</a>	3/4"		

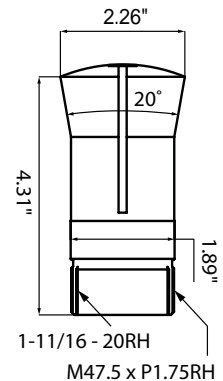
Note: All 16C Collets have External and ID threads



## 16C Square Collets

Part Number (Inch)	Size	Part Number (Inch)	Size
<a href="#">164-008</a>	1/8"	<a href="#">164-044</a>	11/16"
<a href="#">164-012</a>	3/16"	<a href="#">164-048</a>	3/4"
<a href="#">164-016</a>	1/4"	<a href="#">164-052</a>	13/16"
<a href="#">164-020</a>	5/16"	<a href="#">164-056</a>	7/8"
<a href="#">164-024</a>	3/8"	<a href="#">164-060</a>	15/16"
<a href="#">164-028</a>	7/16"	<a href="#">164-064</a>	1"
<a href="#">164-032</a>	1/2"	<a href="#">164-068</a>	1-1/16"
<a href="#">164-036</a>	9/16"	<a href="#">164-072</a>	1-1/8"
<a href="#">164-040</a>	5/8"	<a href="#">164-076</a>	1-3/16"

Note: All 16C Collets have External and ID threads



## Accuracy (For 16C Hex & Square)

Size Range	T.I.R
1/8" - 11/16"	0.0025
3/4" - 1-3/8"	0.0031

## 16C Collet Stop

Part Number	Description
<a href="#">160-USA</a>	16C Collet Stop
<a href="#">160-ADI</a>	Threaded Depth Retainer 16C Collet Stop




## 16C Collet Wrench

Part Number	Description
<a href="#">16C-WRENCH</a>	Wrench for 16C Round and Hex Collets



R8/5C/3J/16C

**AVAILABLE NOW!**



- **Quick set-up time** - Collet can be switched to any size within seconds, not minutes
- **Increased Precision** - Collet accuracy is .0004" or Better
- **Increased Grip Force** - Collet collapses parallel to work piece, not angular
- **Increased Clamping Range** - Quick Change Flex collets allow work pieces to be up to +/- .0156" from nominal diameter

For more information and to download our QCFC Product Catalog, please visit:  
[www.lyndexnikken.com/QCFC](http://www.lyndexnikken.com/QCFC)



Phone: (847) 367-4800



Email: [sales@lyndexnikken.com](mailto:sales@lyndexnikken.com)



[www.lyndexnikken.com](http://www.lyndexnikken.com)

Connect with us on our social media channels!







## Retention Knob Features

Retention knobs come in many shapes and sizes. Many machining center manufacturers use different configurations on each of their models. Please provide us with the following information when ordering retention knobs:

- Machining Center Taper Size (40, 50 taper etc.) and flange type (CAT or BT)
- Brand and model of machining center
- Drawing of retention knob (if available)

### CAT Retention Knobs



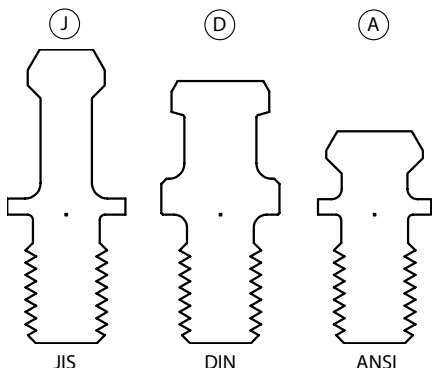
- Class 3A UNC Thread
- Magnetic particle crack tested
- Tensile and shear requirements per ISO and JIS standard
- All locations that make contact with ground spindle mechanism components are ground or hard turned
- Base of pullstud flange is ground to assure perpendicular alignment between pullstud and taper of toolholder
- Tight pitch diameter tolerance helps maintain accurate concentricity between threads and knob limiting the expansion or flaring of the small end of the taper

### BT Retention Knobs

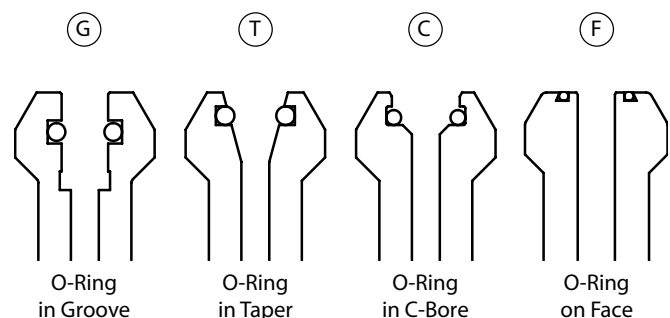


- Class 4g6g metric thread
- Magnetic particle crack tested
- Tensile and shear requirements per JIS 6339
- All locations of the pullstud that make contact with ground spindle mechanism components are ground
- Base of pullstud flange is ground to assure perpendicular alignment between pullstud and taper of toolholder
- Ground Pilot and tight pitch diameter tolerance help maintain accurate concentricity between threads and knob limiting the expansion or flaring of the small end of the taper

### Retention Knob Style



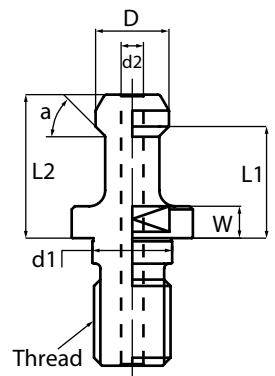
### O-Ring Type



## CAT Retention Knobs



Part Number	D	d1	d2	L1	L2	Angle Degree	W	Thread	O-Ring	Torque Range (Ft-lbs)	Torque Wrench Attachment*	Style
C40-1500	0.748	0.512	0.276	0.793	1.030	15	0.276	5/8"-11	—	44-59	TQW-PS(19)	D
C40-1500(R)	0.748	0.641	0.276	0.793	1.030	15	0.275	5/8"-11	S-15	44-59	TQW-PS(19)	D
C40-1500-MORI	0.748	0.641	0.276	0.793	1.030	15	0.236	5/8"-11	S-15, P-9	44-59	TQW-PS(19)	D, T
C40-4500	0.591	0.512	—	0.990	1.266	45	0.124	5/8"-11	—	44-59	TQW-PS(19)	J
C40-4500(H)	0.591	0.512	0.177	0.990	1.266	45	0.124	5/8"-11	—	44-59	TQW-PS(19)	J
C40S-4500	0.591	0.512	—	0.990	1.266	45	0.236	5/8"-11	—	44-59	TQW-PS(19)	J
C40S-4500(H)	0.591	0.512	0.177	0.990	1.266	45	0.236	5/8"-11	—	44-59	TQW-PS(19)	J
C40-6000	0.591	0.512	—	0.990	1.266	30	0.124	5/8"-11	—	44-59	TQW-PS(19)	J
C40-6000(H)	0.591	0.512	0.177	0.990	1.266	30	0.124	5/8"-11	—	44-59	TQW-PS(19)	J
C40S-6000	0.591	0.512	—	0.990	1.266	30	0.236	5/8"-11	—	44-59	TQW-PS(19)	J
C40-9000	0.591	0.512	—	0.990	1.266	90	0.124	5/8"-11	—	44-59	TQW-PS(19)	J
C40S-9000	0.591	0.512	—	0.990	1.266	90	0.236	5/8"-11	—	44-59	TQW-PS(19)	J
C40-STD	0.740	0.512	0.276	0.433	0.640	45	0.118	5/8"-11	—	44-59	TQW-PS(19)	A
C40-STD(B)	0.740	0.641	0.276	0.433	0.640	45	0.118	5/8"-11	—	44-59	TQW-PS(19)	A, B
C50-1500	1.102	0.827	0.394	0.992	1.346	15	0.276	1"-8	—	85-110	TQW-PS(30)	D
C50-1500(ISO)	1.102	0.827	0.433	0.984	1.339	15	0.197	1"-8	—	85-110	TQW-PS(30)	D
C50-4500	0.906	0.827	—	1.386	1.780	45	0.394	1"-8	—	85-110	TQW-PS(30)	J
C50-4500(B)	0.906	1.031	—	1.386	1.780	45	0.394	1"-8	—	85-110	TQW-PS(30)	J, B
C50-4500(H)	0.906	0.827	0.236	1.386	1.780	45	0.394	1"-8	—	85-110	TQW-PS(30)	J
C50-6000	0.906	0.827	—	1.386	1.780	30	0.394	1"-8	—	85-110	TQW-PS(30)	J
C50-6000(H)	0.906	0.827	0.236	1.386	1.780	30	0.394	1"-8	—	85-110	TQW-PS(30)	J
C50-9000	0.906	0.827	—	1.386	1.780	90	0.394	1"-8	—	85-110	TQW-PS(30)	J
C50-9000(H)	0.906	0.827	0.236	1.386	1.780	90	0.394	1"-8	—	85-110	TQW-PS(30)	J
C50-STD	1.142	0.768	0.461	0.701	1.000	45	0.197	1"-8	—	85-110	TQW-PS(32)	A
C50-STD(B)	1.142	1.031	0.461	0.701	1.000	45	0.197	1"-8	—	85-110	TQW-PS(32)	A, B
C50-MAKINO	0.906	0.984	0.236	1.378	1.772	45	0.394	1"-8	P-22	85-110	TQW-PS(30)	J, L
C50-OKUMA(OH)	0.906	0.945	0.236	1.378	1.772	30	0.394	1"-8	N-24	85-110	TQW-PS(30)	J, L
PS-B61	0.906	1.024	0.236	1.378	1.772	30	0.394	1"-8	N-24	85-110	TQW-PS(30)	J, L

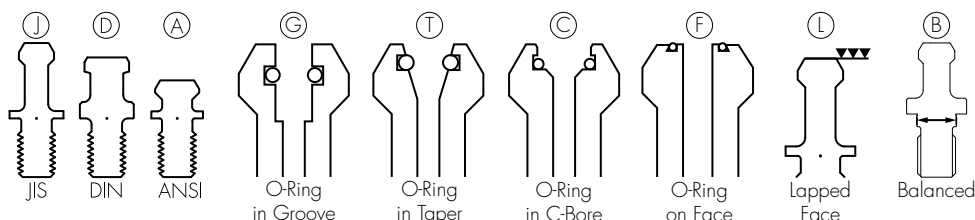


The drawing above details the seven critical dimensions needed to determine which retention stud is required.

Please have these dimensions ready when you place your order, so that we may easily and quickly determine which retention stud is needed for your machining center.

Note: \*Torque Wrench sold separately from Torque Wrench Attachments. See page 244 for more details.

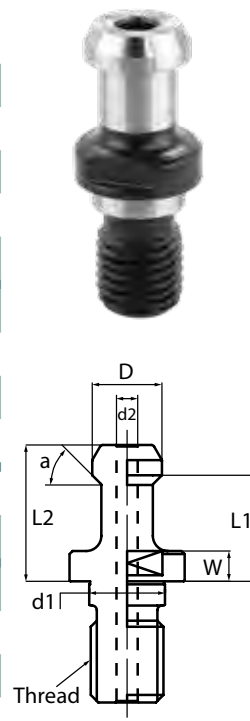
### Retention Knob Style Reference



- A = ANSI Style Knob
- B = Balanced Knob (With Pilot Dia.)
- C = O-Ring in C-Bore
- D = DIN Style Knob
- F = O-Ring on Face
- G = O-Ring in Groove
- J = JIS Style Knob
- L = Lapped Face
- T = O-Ring in Taper

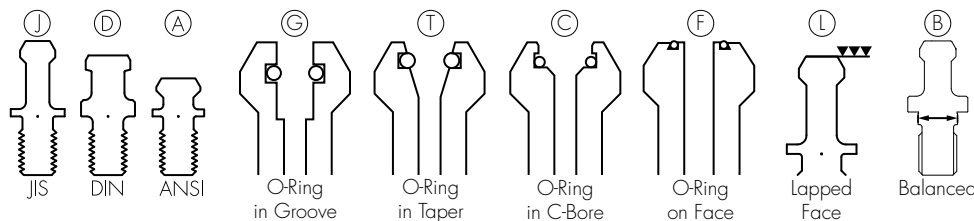
# BT Retention Knobs

Part Number	D	d1	d2	L1	L2	Angle Degree	W	Thread	O-Ring	Torque Range (FtLbs)	Torque Wrench Attachment*	Style
<a href="#">PS-16</a>	0.433	0.492	—	0.709	0.906	45	0.197	M12 P-1.75	—	16-18	TQW-PS(13)	J
<a href="#">PS-17</a>	0.433	0.492	—	0.709	0.906	30	0.197	M12 P-1.75	—	16-18	TQW-PS(13)	J
<a href="#">PS-130E</a>	0.433	0.492	0.197	0.709	0.906	30	0.197	M12 P-1.75	P-9	16-18	TQW-PS(13)	J, L
<a href="#">PS-132</a>	0.433	0.492	0.157	0.709	0.906	45	0.197	M12 P-1.75	P-9	16-18	TQW-PS(13)	J
<a href="#">PS-801</a>	0.472	0.492	—	0.724	0.921	15	0.197	M12 P-1.75	—	16-18	TQW-PS(13)	J, D
<a href="#">B30-4500</a>	0.433	0.492	—	0.709	0.906	45	0.197	M12 P-1.75	—	16-18	TQW-PS(13)	J
<a href="#">B30-6000</a>	0.433	0.492	—	0.709	0.906	30	0.197	M12 P-1.75	—	16-18	TQW-PS(13)	J
<a href="#">B35-6000</a>	0.539	0.512	—	0.886	1.102	30	0.197	M12 P-1.75	—	16-18	—	J
<a href="#">B35-9000</a>	0.551	0.512	—	0.709	0.906	90	0.197	M12 P-1.75	—	16-18	—	J
<a href="#">PS-1</a>	0.591	0.669	—	1.102	1.378	45	0.236	M16 P-2	—	44-59	TQW-PS(19)	J
<a href="#">PS-805</a>	0.748	0.669	—	0.906	1.142	15	0.276	M16 P-2	—	44-59	TQW-PS(19)	J
<a href="#">B40-1500</a>	0.748	0.669	0.276	0.906	1.142	15	0.276	M16 P-2	—	44-59	TQW-PS(19)	D
<a href="#">B40-1500(R)</a>	0.748	0.669	0.276	0.906	1.142	15	0.276	M16 P-2	AS568-015	44-59	TQW-PS(19)	D
<a href="#">B40-1500(ISO)</a>	0.748	0.669	0.276	0.906	1.142	15	0.335	M16 P-2	P-9	44-59	TQW-PS(19)	D, T
<a href="#">B40-1500-MORI</a>	0.748	0.669	0.276	0.906	1.142	15	0.335	M16 P-2	S-15, P-9	44-59	TQW-PS(19)	D, T
<a href="#">B40-4500</a>	0.591	0.669	—	1.102	1.378	45	0.236	M16 P-2	—	44-59	TQW-PS(19)	J
<a href="#">B40-4500(H)</a>	0.591	0.669	0.181	1.102	1.378	45	0.236	M16 P-2	—	44-59	TQW-PS(19)	J
<a href="#">B40-6000</a>	0.591	0.669	—	1.102	1.378	30	0.236	M16 P-2	—	44-59	TQW-PS(19)	J
<a href="#">B40-9000</a>	0.591	0.669	—	1.102	1.378	90	0.236	M16 P-2	—	44-59	TQW-PS(19)	J
<a href="#">B40-FADAL</a>	0.740	0.669	—	0.552	0.752	45	0.236	M16 P-2	—	44-59	TQW-PS(19)	A
<a href="#">B50-4500</a>	0.906	0.984	—	1.378	1.772	45	0.394	M24 P-3	—	85-110	TQW-PS(30)	J
<a href="#">B50-4500(H)</a>	0.906	0.984	0.276	1.378	1.772	45	0.394	M24 P-3	—	85-110	TQW-PS(30)	J
<a href="#">B50-6000</a>	0.906	0.984	—	1.378	1.772	30	0.394	M24 P-3	—	85-110	TQW-PS(30)	J
<a href="#">B50-6000(H)-EU</a>	0.906	0.984	0.276	1.378	1.772	30	0.394	M24 P-3	—	85-110	TQW-PS(30)	J
<a href="#">B50-9000(H)</a>	0.906	0.984	0.276	1.378	1.772	90	0.394	M24 P-3	—	85-110	TQW-PS(30)	D



Note: \*Torque Wrench sold separately from Torque Wrench Attachments. See page 244 for more details.

## Retention Knob Style Reference



- A = ANSI Style Knob
- B = Balanced Knob (With Pilot Dia.)
- C = O-Ring in C-Bore
- D = DIN Style Knob
- F = O-Ring on Face
- G = O-Ring in Groove
- J = JIS Style Knob
- L = Lapped Face
- T = O-Ring in Taper

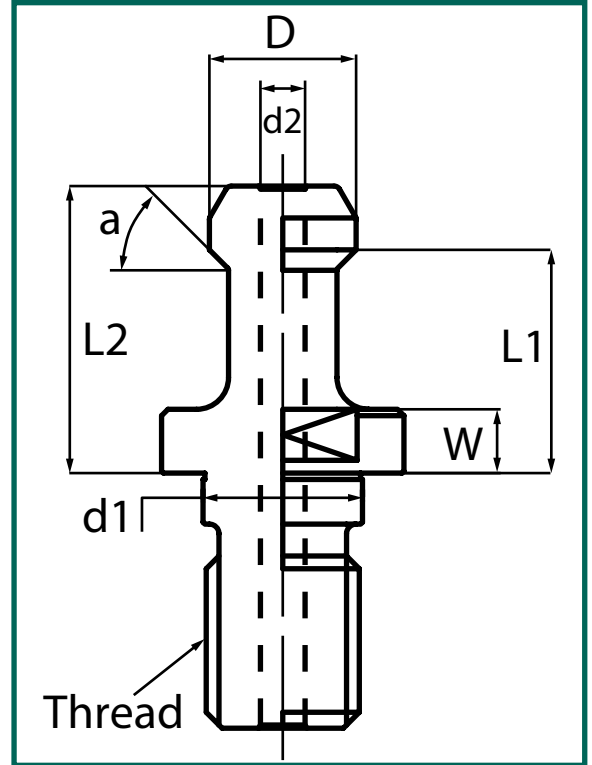


## Retention Knob Inquiry Form



CUSTOMER NAME:	
ADDRESS:	
CITY / STATE / ZIP:	
CONTACT:	
PHONE:	
EMAIL:	

Please complete form with as much information as possible and return to Lyndex-Nikken.



Machine Information			Required Dimensions				Coolant Through			
Machine Make	Machine Model	Machine Taper	L1	L2	W	a	Thread	d1	d2	O-Ring (Y/N)

# THE GLOBAL LEADER IN MANUFACTURING INNOVATION



## NIKKEN X-TREME CHUCKS



Industry proven to eliminate pull-out. Developed exclusively for demanding applications in Aerospace and Energy.

## QUICK CHANGE FLEX COLLETS



A wide selection of Quick Change Flex Collets & Chucks to handle any work-holding challenge. Can be switched within 10 seconds.

## SK LIVE TOOLS



3x the gripping power of ER! Machine with higher chip load and reduced cycle time. New design allows for all internal coolant tools to be run dry continuously!

## DIRECT DRIVE ROTARY TABLES



High speed, high accuracy rotary tables for high production needs.

## ANGLE HEADS



A low investment to help obtain high productivity on machining centers.

## SHRINK FIT



Combining narrow, precise and rigid shrink fit holders with an easy-to-use shrink machine.



Phone: (847) 367-4800



Email: [sales@lyndexnikken.com](mailto:sales@lyndexnikken.com)



[www.lyndexnikken.com](http://www.lyndexnikken.com)

Connect with us on our social media channels!





## Tooljaw®

Lyndex-Nikken ToolJaws are machinists' favorite tooling setup fixtures because they are so handy and practical. You'll gain immediate access to both the working end and the taper end and your toolholder will be secured by a viset-tight grip.

Easy to use, just place or mount your ToolJaw® in a convenient spot and slip a holder into its cradle. Raise the flange lock and secure it with an easy-to-grip thumb screw.

ToolJaw® provides maximum toolholder accessibility with minimum handling. Less handling means fewer chances of costly toolholders being dropped or damaged. Save the time and the hassles of using yesterday's toolholder loading and unloading techniques, and save the money you would spend on replacing damaged toolholders.



### Features

- Access both ends of your toolholders simultaneously
- Minimize toolholder handling
- Speed up your setup
- Convenient and practical
- Easy to use

Description	Tooljaw® Clamps	Replacement Keys	Replacement Jaws
	Part Number	Part Number	Part Number
BT30 Taper TOOLJAW	B30-TOOLJAW	B30-KEY	B30-JAW
BT35 Taper TOOLJAW	B35-TOOLJAW	B35-KEY	B35-JAW
CT40 Taper TOOLJAW	C40-TOOLJAW	C40-KEY	C40-JAW
CT50 Taper TOOLJAW	C50-TOOLJAW	C50-KEY	C50-JAW
HSK63A TOOLJAW	HSK63A-TOOLJAW	HSK63A-KEY	HSK63A-JAW



## Nikken Tool Clamper, Tightening Fixtures, & ATC Alignment Kit

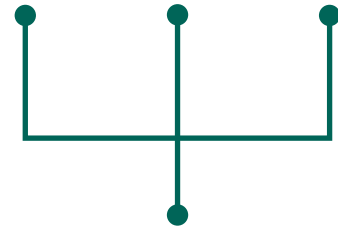
Nikken Tool clamper is designed for symmetrical holders without drive key slots or U-groove. By changing the clamper head to the suitable size, the same base can be used for the other taper sizes.

Clamp/Neutral/Unclamp



TCL-40GH

Clamper Head TCL...HD



Clamper Base TCL-BD

### NIKKEN TOOL CLAMPER FOR HSK TOOLING

Taper	Tool Clamper Complete Unit	Base Part Number	Head Part Number
HSK32E	TCL-32GH	TCL-BD	TCL-32HD
HSK40A, 40E	TCL-40GH		TCL-40HD
HSK50A, 50E	TCL-50GH		TCL-50HD
HSK63A, 63E, 63F	TCL-63GH		TCL-63HD
HSK100A	TCL-100GH		TCL-100HD

### TIGHTENING FIXTURES

Part Number	Taper	Length	Diameter
40-LCFX	40	4.27"	2.76"
50-LCFX	50	6.20"	3.94"



### ATC ALIGNMENT KIT

The Automatic Tool Changer (ATC) allows for service on your machine to check alignment of the ATC arm with the spindle and magazine. One taper adapter can be used with multiple flange adapters. For example: the 40 taper adapter can accommodate both CT40 and BT40 flange adapters.

Part Number	Taper
ATC-ALIGN-BT40	#40
ATC-ALIGN-BT50	#50
ATC-ALIGN-CAT40	CAT40
ATC-ALIGN-CAT50	CAT50
ATC-ALIGN-HSK63A	HSK63A
ATC-ALIGN-HSK100A	HSK100A

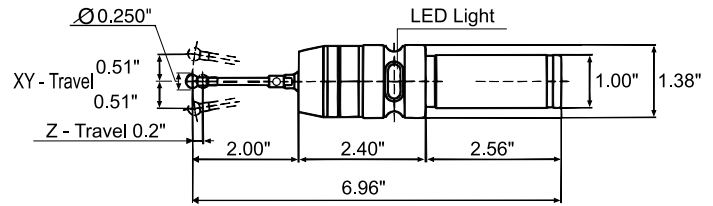


The ATC Alignment Kit consists of:

- taper adapter
- flange adapter
- centering pin

## PointFinder™

Locate the precise relative positioning of the workpiece to the spindle



PointFinder™ is an all-in-one replacement for primary axis setters, calipers, and depth and centering gauges. Not only is it quick and easy to use, its accuracy is beyond compare.

Simply load it into a toolholder and mount it into the machine's spindle. Gauge length pre-setting is unnecessary for X- or Y-axis coordinate determination. Move PointFinder slowly along either the X- or Y-axis toward the workpiece. Its bright LED flashes at the exact point where its 1/4" diameter probe touches the workpiece's surface. That point is exactly 1/8" away from spindle center. Z-axis coordinate determination requires pre-setting, and the point of probe contact marks the exact Z-axis coordinate.

With the workpiece locked into position, your other measurements are performed with the same ease and speed.

### Features

- **Advanced conductive detection system**

Instant LED response  
Direct action—no relays  
Works with all metals  
Unaffected by cutting oil

- **Precise**

Position detection accuracy:  $\pm 0.0008"$   
Stylus recovery accuracy:  $\pm 0.0008"$   
Stylus to shank concentricity:  $\pm 0.0004"$

- **Overrun protected**

X-axis and Y-axis: 0.400"  
Z-axis: 0.200"

- **Versatile design**

Convenient 1" straight shank configuration  
Projects 4.40" from holder when fully loaded

- **Hardened, precision ground steel construction**

- **Easy to use**

Measure without calipers  
Set depths, find centers without gauges  
Position your workpiece without primary axis setters

- **Time Saver**

Turn expensive setup time into profit-making production time

Part Number	Description
PF-2	PointFinder™ with 2" Stylus
PF-STYLUS-2	Replacement Stylus for PointFinder™ PF-2

## ZeroSetter™

### ZeroSetter™

**Quick, simple, precise Z-axis off setting**

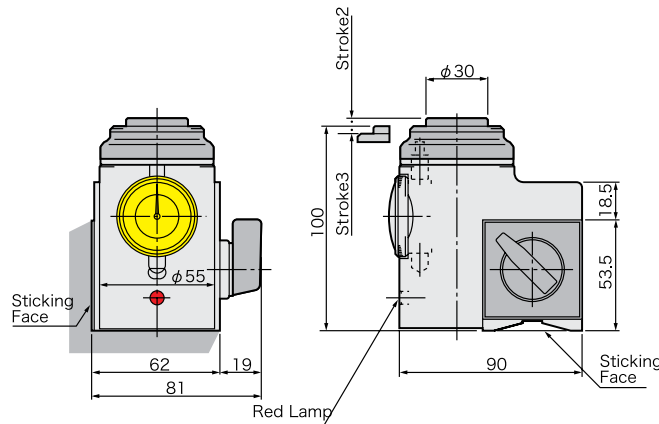
ZeroSetter™ assures fast reliable results every time you off-set your Z-axis. Your setup time will be reduced, so you'll gain valuable production time. Made of hardened tool steel, each setter is meticulously ground for top precision. ZeroSetter establishes an absolute gauge length of 4" or 6" that serves as your primary reference point. Its dial indicator is graduated in thousandths (0.001").

Part Number	Description
ZERO-SET4	4" Gauge Length ZeroSetter™
<a href="#">HP-4</a>	4" Gauge Length Height Presetter
<a href="#">HP-6</a>	6" Gauge Length Height Presetter



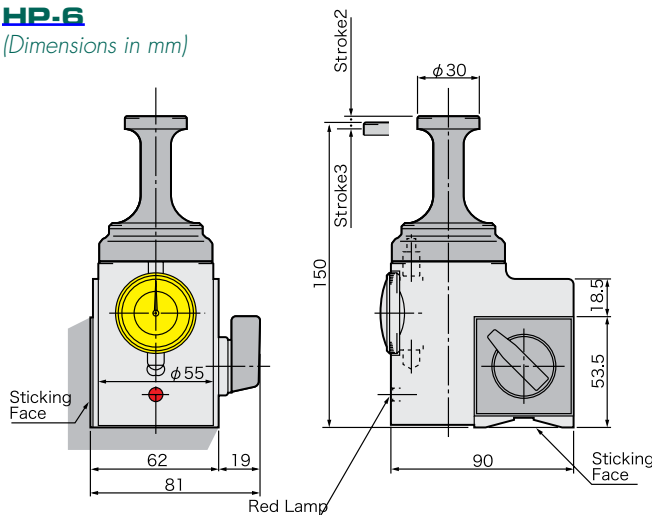
#### HP-4

(Dimensions in mm)



#### HP-6

(Dimensions in mm)



## Spindle Wipes



These handy wipes quick-clean your spindles, assuring that your toolholder tapers make continuous positive contact with them for repeatable on-center performance. They're also perfect for cleaning the bores of your collet chucks.

### For Machine Spindles

Part Number	Description
W30	30-Taper Spindle Clean equipped with cleaning blades
30-ST	W30 Standard cleaning blade set
30-VR	W30 Varnish removing blade set
30-EP	W30 Polishing blade set
W35	35-Taper Spindle Clean equipped with cleaning blades
35-ST	W35 Standard cleaning blade set
35-VR	W35 Varnish removing blade set
35-EP	W35 Polishing blade set
W40	40-Taper Spindle Clean equipped with cleaning blades
40-ST	W40 Standard cleaning blade set
40-VR	W40 Varnish removing blade set
40-EP	W40 Polishing blade set
W50	50-Taper Spindle Clean equipped with cleaning blades
50-ST	W50 Standard cleaning blade set
50-VR	W50 Varnish removing blade set
50-EP	W50 Polishing blade set

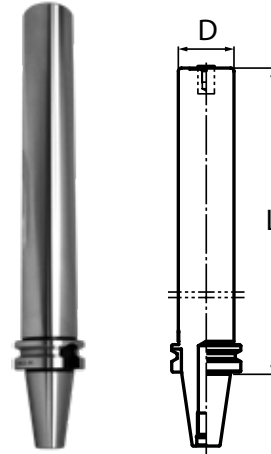


## Test Bars

- Precision ground
- Maximum T.I.R. of 0.0002"
- Excellent for gauging spindle runout

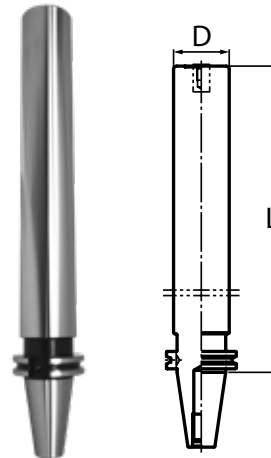
### BT30

Part Number	Taper	L	D
B30-TESTBAR-8.0	BT30	8.00"	1.50"



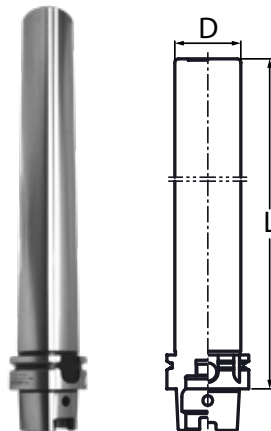
### CAT40/50

Part Number	Taper	L	D
C40-TESTBAR-14.0	CT40	14.00"	2.00"
C50-TESTBAR-14.0	CT50	14.00"	2.00"



### HSK63A/100A

Part Number	Taper	L	D
HSK63A-TESTBAR-14.0	HSK63A	14.00"	2.00"
HSK100A-TESTBAR-14.0	HSK100A	14.00"	2.00"



## Momimen Carbide Indexable Chamfering & Center-Drilling Tools

Achieve super long life and ultra fast cutting performance



Momimen SC1630C



Momimen SC1645C



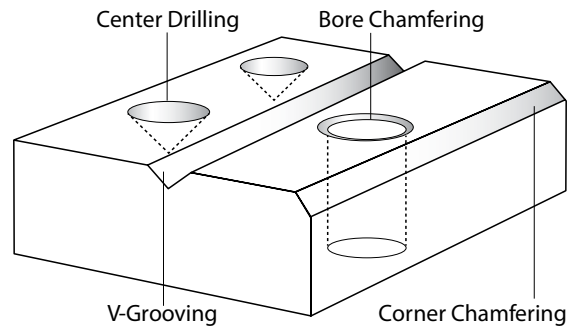
Momimen SC1660D (insert not included)

### Features

- Our CNC multi-purpose tool's patented inserts are specifically designed to eliminate the problems of chipping at the center point associated with conventional center drills
- Our unique toolholding system assures high accuracy and saves time when replacing inserts
- Our single blade system eliminates cutting vibration
- Momimen is durable (even for high speed cutting) which greatly improves productivity
- Momimen enables centering and chamfering work to be done on the same center

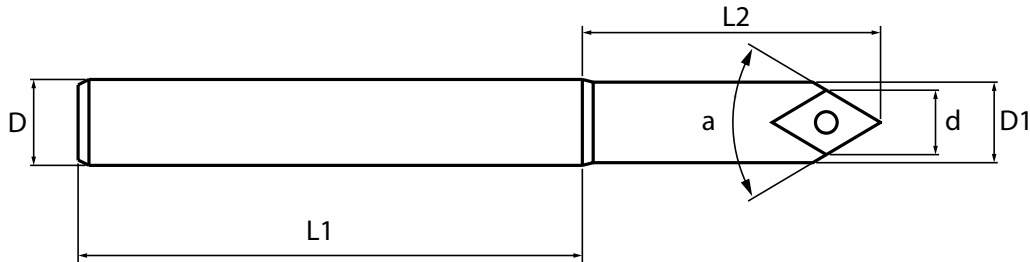
### Applications

- Center Drilling
- Corner Chamfering
- Bore Chamfering
- V-Groove Cutting



## Momimen Carbide Indexable Chamfering & Center-Drilling Tools

Indexable carbide tools for chamfering, center-drilling and v-grooving with one tool



### Momimen Chamfer/Center Drill

Part Number	L1	L2	D	d	a	D1	Insert Nose Radius (mm)
SC1630C	3.27"	1.23"	5/8"	.625"	118°	.650"	0.6
<a href="#">SC1645C</a>	3.35"	1.15"	5/8"	.500"	90°	.551"	0.6
SC1660D*	3.75"	2.05"	5/8"	.472"	60°	.472"	0.4

\*Insert for SC1660D not included.

### Inserts

Part Number	Grade	Application
C32GUX-NK1010	NK1010	Aluminum Cast Iron (Momimen 1630 and 1645)
<a href="#">C32GUX-NK2020</a>	NK2020	Steel (Momimen 1630 and 1645)
D43GUX-NK1010	NK1010	Aluminum Cast Iron (Momimen 1660)
D43GUX-NK5050	NK5050	Steel (Momimen 1660)

Note: Insert package quantity is 12 pieces.

### Recommended Speeds & Feeds

Materials	For Center Drilling & V-Grooving			For Chamfer Milling (down cut)		
	RPM	IPM	Grade	RPM	IPM	Grade
Mild Steels	3000	3.2	NK2020	3000	8	NK2020
Stainless Steels	2000	2	NK2020	2500	6	NK2020
Die Steels	3000	2	NK2020	3000	6	NK2020
Cast Iron	3200	8	NK1010	3000	8	NK1010
Aluminum	4000	6	NK1010	4000	12	NK1010

## Chibimomi Carbide Indexable Chamfering & Center-Drilling Tools

Achieve super long life and ultra fast cutting performance



Chibimomi SCM1045C



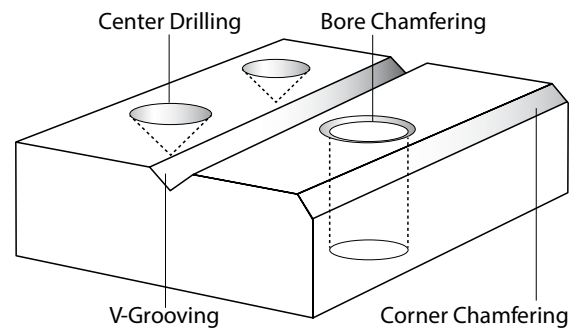
Chibimomi SCM1045CL

### Features

- 3/8" shank and 5/16" lip assure highly accurate machining in narrow and limited space points.
- Our patented insert eliminates cutting vibration and cracking.
- Our patented insert assures problem-free secondary deburring.
- Save time when replacing inserts because no tool compensation is needed.
- Number of toolholders in the ATC can be reduced because this can be used for multiple applications such as: spot drilling, countersinking and chamfering, bore chamfering, edge chamfering, and v-grooving.
- Greatly improves productivity due to high-speed cutting.

### Applications

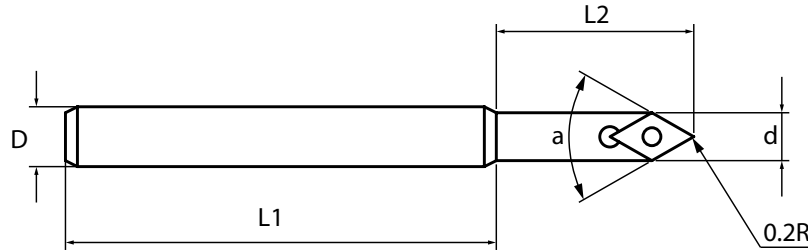
- Center Drilling
- Corner Chamfering
- Bore Chamfering
- V-Groove Cutting





## Chibimomi Carbide Indexable Chamfering & Center-Drilling Tools

Indexable carbide tools for chamfering, center-drilling and v-grooving with one tool



### Chibimomi Chamfer/Center Drill

Part Number	L1	L2	D	d	a
SCM1045C	2.68"	1.37"	.393"	.315"	90°
SCM1045CL	5.14"	1.37"	3/8"	.315"	90°

### Inserts

Part Number	Grade	Application
<a href="#">C22GUX-NK5050</a>	NK5050	Steel

Note: Insert package quantity: 12 pieces.

### Recommended Speeds & Feeds

Materials	For Center Drilling & V-Grooving			For Chamfer Milling (down cut)		
	RPM	IPM	Grade	RPM	IPM	Grade
Mild Steels	3000	2	NK5050	3500	19	NK5050
Stainless Steels	2800	2	NK5050	3000	13	NK5050
Aluminum	4000	4	NK1010	5000	39	NK1010

## TQW Torque Wrench



The TQW Torque Wrench is very accurate and easy-to-use, guaranteeing maximum accuracy and preventing tool over-tightening or breakage.

### Features

- Variable torque adjustable wrench
- Robust and durable
- Ergonomic grip
- Easy to read inch and metric scale
- Strong steel shaft is highly corrosion resistant
- Easy to set up and operate:
  1. Set wrench to desired torque setting
  2. Insert attachment
  3. Torque down on collet nut until it clicks in place



A wide selection of attachments are available: ER, SK, TG, Pull Stud, Milling Chuck, CAPTO

### Design and Construction



A Lock & Unlock collar securely locks the preset torque and prevents inadvertent adjustment.



Handle is shaped to provide a firm and ergonomic grip.

Type	Part Number	Attachments (Type and Size)			Torque Range		Torque Wrench	
		Description	mm	inch	lbs.	N.m	Part Number	Description
ER8	TQW-ER8NA	Fork	11	0.43	4	6	TQW-025	14x18, 25 ft.lbs
ER11	TQW-ER11(17)	Hex/OE	17	0.67	11	15		
ER11	TQW-ER11NA		15	0.59	11	15		
ER16	TQW-ER16/SK13(32)	Hook	32 [+/-5mm]	1.25	40 (SK = 22-48)	54 (SK: 30 - 65 N.m)	TQW-150	14x18, 150 ft.lbs
ER20	TQW-ER20(32)		32 [+/-5mm]	1.25	45	61		
ER25	TQW-ER25(43)		43 [+/-5mm]	1.69	70	95		
ER32	TQW-ER32/SK20(50)		50 [+/-5mm]	1.96	95 (SK = 45-63)	129 (SK = 60-85)		
ER40	TQW-ER40(63)		63 [+/-5mm]	2.48	115	156		
SK6 High Speed	TQW-GH06	High Speed Nut Wrench	19.5	0.768	7-22	10-30	TQW-025	14x18, 25 ft.lbs
SK10 High Speed	TQW-GH10		27.5	1.083	15-40	20-55		
SK16 High Speed	TQW-GH16		40	1.575	29-55	40-75		
SK20 High Speed	TQW-GH20		48.5	1.909	45-63	60-85	TQW-150	14x18, 150 ft.lbs
SK25 High Speed	TQW-GH25		55	2.165	45-63	60-85		
C1.1/4 High Speed	TQW-GH32		68	2.677	N/A			
SK6	TQW-SK06(18)	Hook/OE	18	0.71	7-22	10-30	TQW-025	14x18, 25 ft.lbs
SK10	TQW-SK10(11)		25.4	1.00	15-40	20-55		
SK16	TQW-SK16(43)	Hook	43 [+/-5mm]	1.69	29-55	40-75	TQW-150	14x18, 150 ft.lbs
SK25	TQW-SK25(60)		60 [+/-5mm]	2.36	45-63	60-85		
TG75	TQW-TG075(50)	Hook	50 [+/-5mm]	1.96	55	75	TQW-150	14x18, 150 ft.lbs
TG100	TQW-TG100(63)		63 [+/-5mm]	2.48	75	102		
TG150	TQW-TG150(82)		82 [+/-5mm]	3.22	100	136		
Pull Stud - 13mm	TQW-PS(13)	Hex/OE	13	0.51	30 ~ 40	40 to 54	TQW-025	14x18, 25 ft.lbs
Pull Stud - 3/4" (19mm)	TQW-PS(19)		19	0.75	65 ~ 85	88 to 115		
Pull Stud - 30mm	TQW-PS(30)		30	1.18	85 ~ 110	115 to 150	TQW-150	14x18, 150 ft.lbs
Pull Stud - 1.1/4"	TQW-PS(32)		31.75	1.25	85 ~ 110	115 to 150		



## Lyndex-Nikken Product Warranty

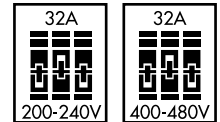
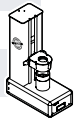
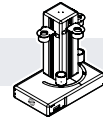
### Toolholder Warranty

- All standard tooling and collets from Lyndex-Nikken have a 1 year warranty against manufacturer defects and workmanship.
- Warranty is void if physical harm is done to the tool or misused outside of its intended purpose.

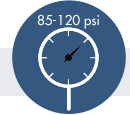


### Shrink Fit Unit Warranty

- All shrink fit units have a 1 year warranty against manufacturer defects and workmanship.
- Proper installation is required to maintain the 1 year manufacturing warranty.
- 200V Units – MUST be on dedicated protected network with 3 Phase 200-240V 50-60Hz with a 32A circuit breaker with a 30mA differential.
- 400V Units – MUST be on dedicated protected network with 3 Phase 400-480V 50-60Hz with a 32A circuit breaker with a 30mA differential.




- Cooling Towers requires dry filtered air at 85-125psi and be securely mounted.
- Warranty is void if physical harm is done to the unit or used outside of its intended purpose.



### Angle Heads Warranty

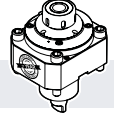




- All angle heads come with a 1 year warranty against manufacturing defects and workmanship.
- All L/N angle heads need to be application approved in order for the warranty to be valid.
- Warranty becomes void if customer disassembles tool or if customer physically damages the tool.
- On repairs, there is a 6 month warranty on replacement parts and workmanship.
- Preventative Maintenance packages are available by request.
- Warranty DOES NOT apply for NSK attachments on Modular Angle Heads.
- Angle Heads should be checked periodically for heat generation / T.I.R. / noise generation and sent in accordingly.



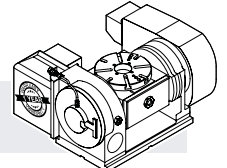
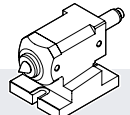
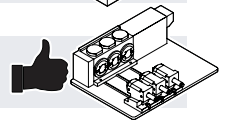

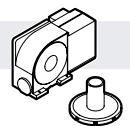
- Internal coolant tools should be sent in every 6 months to 1 year based on usage.

# Lyndex-Nikken Product Warranty

## Live Tools Warranty

- All live tooling comes with a 2 year warranty against manufacturing defects and workmanship. 
- Warranty becomes void if customer disassembles tool or if customer physically damages the tool. 
- On repairs, there is a 6 month warranty on replacement parts and workmanship. 
- Preventative Maintenance packages are available by request. 
- Live tools should be checked periodically for heat generation / T.I.R. / noise generation and sent in accordingly. 
- Internal coolant tools should be sent in every 6 months to 1 year based on usage.

## Rotary Tables Warranty

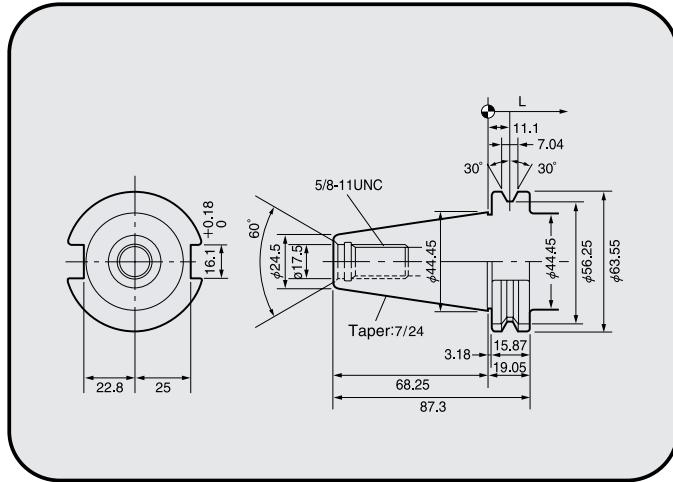
- Warranty of table is 1 year against manufacturer defects and workmanship. 
- If customer has table repaired by Lyndex-Nikken, warranty on repair is 3 months against manufacturer defects and workmanship.
- Preventative Maintenance packages available by request.
- Warranty also covers all support tables, tailstocks, chucks and collet fixture assemblies as well. 
- Warranty will also be void if installation of table is not by a certified technician from Lyndex-Nikken or other machine tool dealer. 
- Failure to do so could result in damaged electrical components that Lyndex-Nikken will not be responsible for. 
- Warranty is void if customer disassembles table or causes physical harm to the rotary table. 



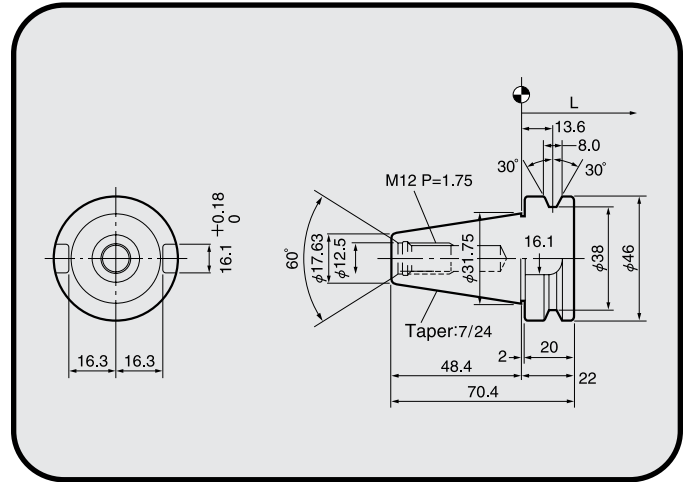
# Taper Specifications

Technical / Index

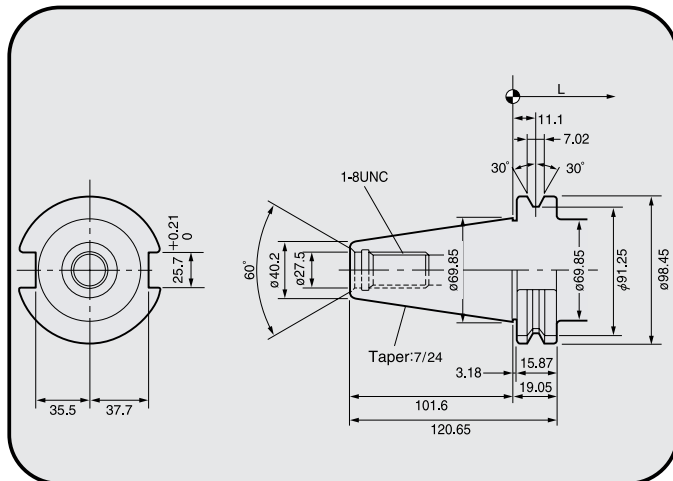
## CAT40



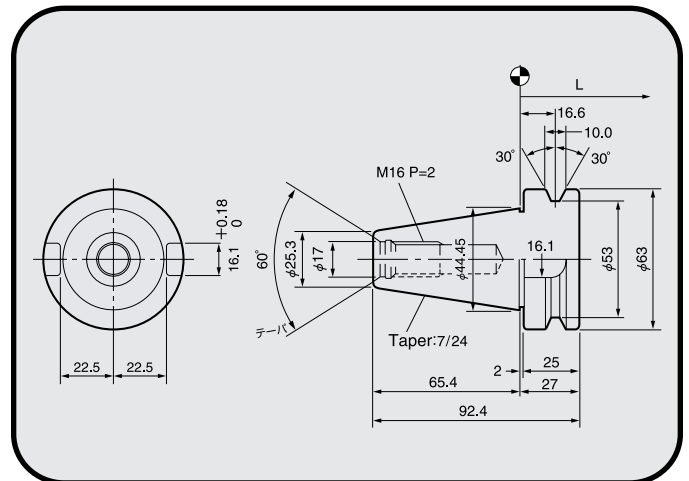
## BT30



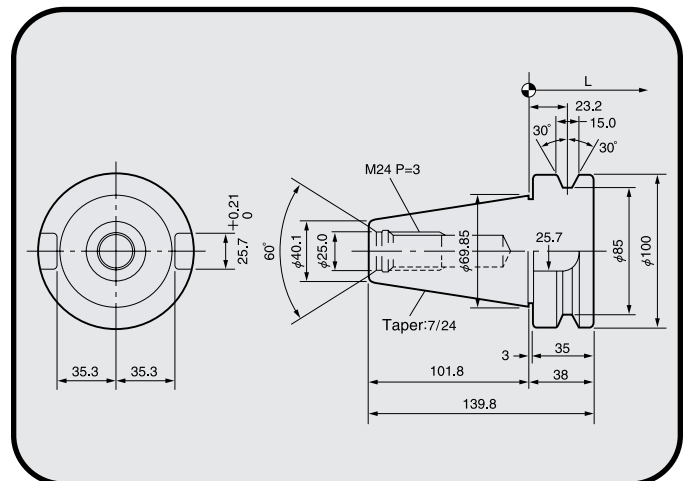
## CAT50



## BT40

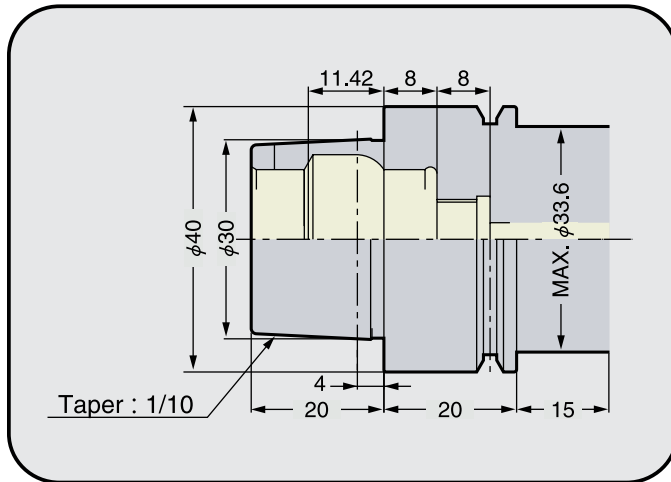


## BT50

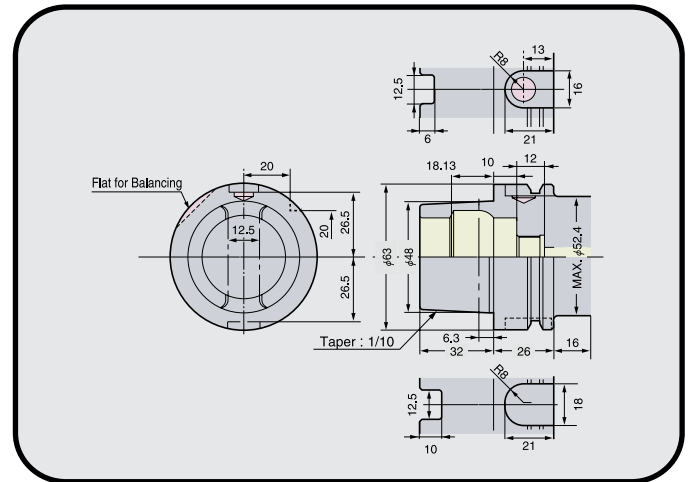


# Taper Specifications

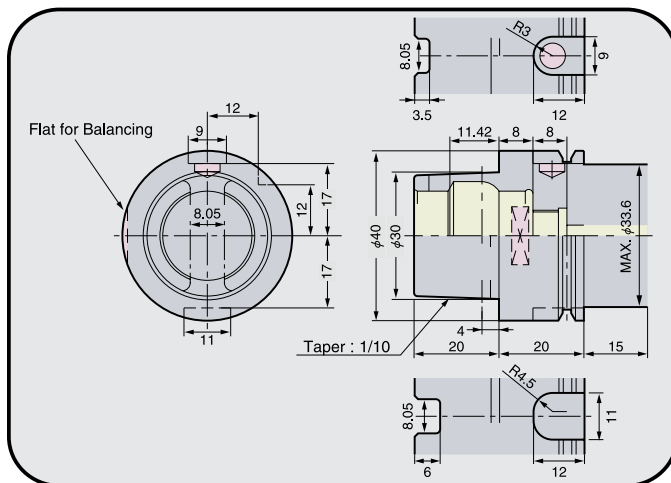
**HSK40E**



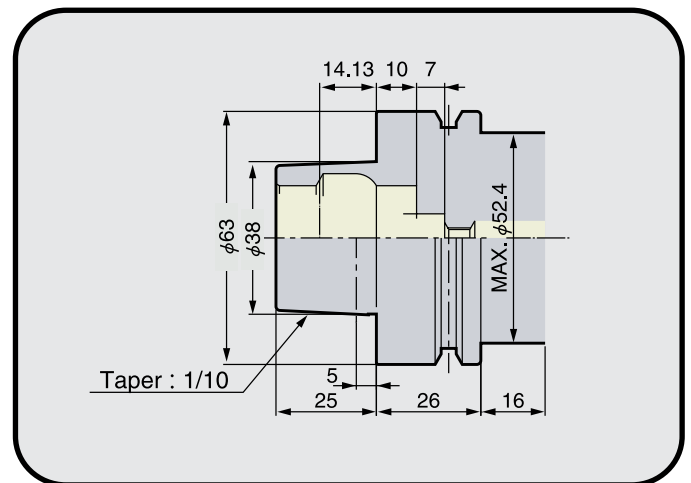
**HSK63A**



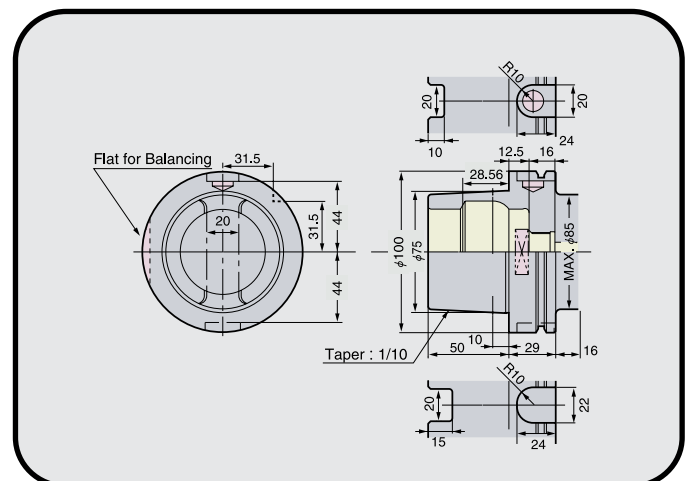
**HSK40A**



**HSK63F**

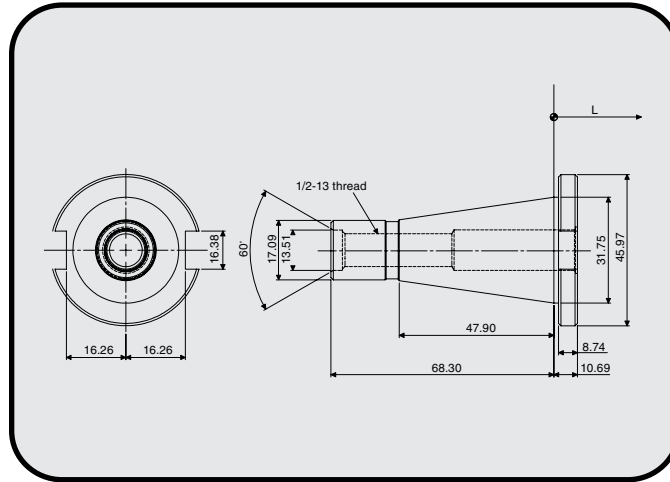


**HSK100A**

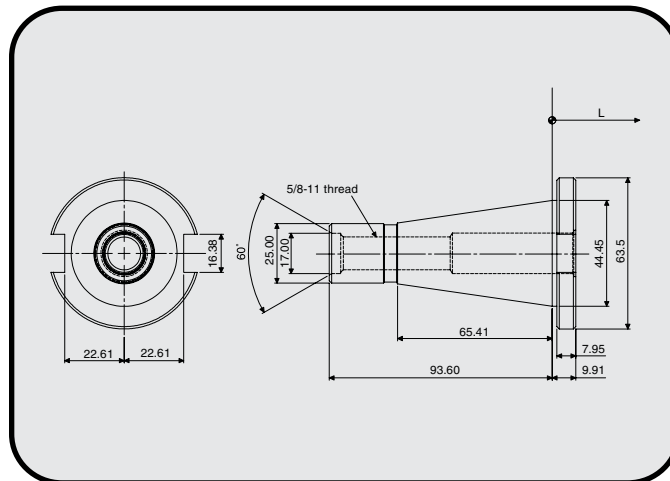


# Taper Specifications

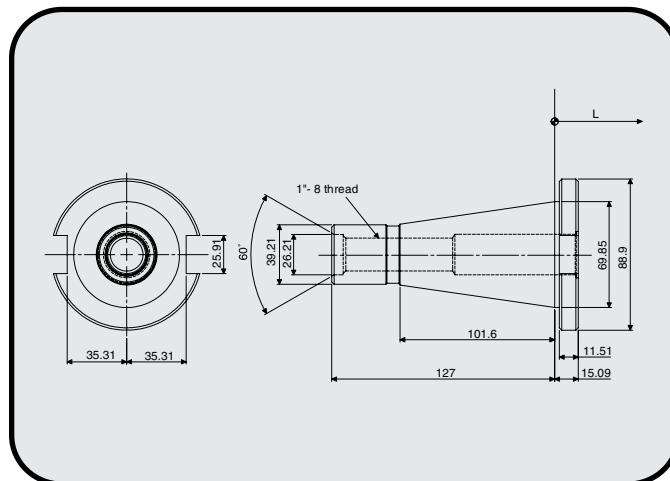
## NMTB30



## NMTB40



## NMTB50



# SK Drill Chart

FRACTION SIZE	# SIZE	LETTER SIZE	METRIC SIZE	DECIMAL INCHES	SK6 COLLETS	SK10 COLLETS	SK16 COLLETS	SK20 COLLETS	SK25 COLLETS
	80			0.0135					
	79			0.0145					
1/64				0.0156					
	78			0.0160					
	77			0.0180					
			0.5	0.0197					
	76			0.0200					
	75			0.0210					
	74			0.0225					
	73			0.0240					
	72			0.0250					
	71			0.0260					
	70			0.0280	SK6-0.8				
	69			0.0292	SK6-0.8				
			0.75	0.0295	SK6-0.8				
	68			0.0310	SK6-0.8				
1/32				0.0312	SK6-0.8				
	67			0.0320	SK6-1				
	66			0.0330	SK6-1				
	65			0.0350	SK6-1				
	64			0.0360	SK6-1				
	63			0.0370	SK6-1				
	62			0.0380	SK6-1				
	61			0.0390	SK6-1				
			1	0.0394	SK6-1				
	60			0.0400					
	59			0.0410					
	58			0.0420					
	57			0.0430	SK6-1.25				
	56			0.0465	SK6-1.25				
3/64				0.0469	SK6-1.25				
			1.25	0.0492	SK6-1.25				
	55			0.0520	SK6-1.5				
	54			0.0550	SK6-1.5				
			1.5	0.0591	SK6-1.5				
	53			0.0595	SK6-1.75				
1/16				0.0625	SK6-1.75				
	52			0.0635	SK6-1.75				
	51			0.0670	SK6-1.75				
			1.75	0.0689	SK6-1.75				
	50			0.0700	SK6-2	SK10-2			
	49			0.0730	SK6-2	SK10-2			
	48			0.0760	SK6-2	SK10-2			
5/64				0.0781	SK6-2	SK10-2			
	47			0.0785	SK6-2	SK10-2			
			2	0.0787	SK6-2	SK10-2			
	46			0.0810	SK6-2.25	SK10-2.25			
	45			0.0820	SK6-2.25	SK10-2.25			
	44			0.0860	SK6-2.25	SK10-2.25			

# SK Drill Chart

FRACTION SIZE	# SIZE	LETTER SIZE	METRIC SIZE	DECIMAL INCHES	SK6 COLLETS	SK10 COLLETS	SK16 COLLETS	SK20 COLLETS	SK25 COLLETS
			2.25	0.0886	<a href="#">SK6-2.25</a>	<a href="#">SK10-2.25</a>			
	43			0.0890	<a href="#">SK6-2.5</a>	<a href="#">SK10-2.5</a>			
	42			0.0935	<a href="#">SK6-2.5</a>	<a href="#">SK10-2.5</a>			
3/32				0.0938	<a href="#">SK6-2.5</a>	<a href="#">SK10-2.5</a>			
	41			0.0960	<a href="#">SK6-2.5</a>	<a href="#">SK10-2.5</a>			
	40			0.0980	<a href="#">SK6-2.5</a>	<a href="#">SK10-2.5</a>			
			2.5	0.0984	<a href="#">SK6-2.5</a>	<a href="#">SK10-2.5</a>			
	39			0.0995	<a href="#">SK6-2.75</a>	<a href="#">SK10-2.75</a>			
	38			0.1015	<a href="#">SK6-2.75</a>	<a href="#">SK10-2.75</a>			
	37			0.1040	<a href="#">SK6-2.75</a>	<a href="#">SK10-2.75</a>			
	36			0.1065	<a href="#">SK6-2.75</a>	<a href="#">SK10-2.75</a>			
			2.75	0.1083	<a href="#">SK6-2.75</a>	<a href="#">SK10-2.75</a>	<a href="#">SK16-3</a>		
7/64				0.1094	<a href="#">SK6-3</a>	<a href="#">SK10-3</a>	<a href="#">SK16-3</a>		
	35			0.1100	<a href="#">SK6-3</a>	<a href="#">SK10-3</a>	<a href="#">SK16-3</a>		
	34			0.1110	<a href="#">SK6-3</a>	<a href="#">SK10-3</a>	<a href="#">SK16-3</a>		
	33			0.1130	<a href="#">SK6-3</a>	<a href="#">SK10-3</a>	<a href="#">SK16-3</a>		
	32			0.1160	<a href="#">SK6-3</a>	<a href="#">SK10-3</a>	<a href="#">SK16-3</a>		
			3	0.1181	<a href="#">SK6-3</a>	<a href="#">SK10-3</a>	<a href="#">SK16-3</a>		
	31			0.1200	<a href="#">SK6-3.5</a>	<a href="#">SK10-3.5</a>	<a href="#">SK16-3.5</a>		
1/8				0.1250	<a href="#">SK6-3.5</a>	<a href="#">SK10-3.5</a>	<a href="#">SK16-3.5</a>	<a href="#">SK20-1/8A</a>	
			3.25	0.1280	<a href="#">SK6-3.5</a>	<a href="#">SK10-3.5</a>	<a href="#">SK16-3.5</a>		
	30			0.1285	<a href="#">SK6-3.5</a>	<a href="#">SK10-3.5</a>	<a href="#">SK16-3.5</a>		
	29			0.1360	<a href="#">SK6-3.5</a>	<a href="#">SK10-3.5</a>	<a href="#">SK16-3.5</a>		
			3.5	0.1378	<a href="#">SK6-3.5</a>	<a href="#">SK10-3.5</a>	<a href="#">SK16-3.5</a>		
	28			0.1405	<a href="#">SK6-4</a>	<a href="#">SK10-4</a>	<a href="#">SK16-4</a>	<a href="#">SK20-4</a>	
9/64				0.1406	<a href="#">SK6-4</a>	<a href="#">SK10-4</a>	<a href="#">SK16-4</a>	<a href="#">SK20-4</a>	
	27			0.1440	<a href="#">SK6-4</a>	<a href="#">SK10-4</a>	<a href="#">SK16-4</a>	<a href="#">SK20-4</a>	
	26			0.1470	<a href="#">SK6-4</a>	<a href="#">SK10-4</a>	<a href="#">SK16-4</a>	<a href="#">SK20-4</a>	
			3.75	0.1476	<a href="#">SK6-4</a>	<a href="#">SK10-4</a>	<a href="#">SK16-4</a>	<a href="#">SK20-4</a>	
	25			0.1495	<a href="#">SK6-4</a>	<a href="#">SK10-4</a>	<a href="#">SK16-4</a>	<a href="#">SK20-4</a>	
	24			0.1520	<a href="#">SK6-4</a>	<a href="#">SK10-4</a>	<a href="#">SK16-4</a>	<a href="#">SK20-4</a>	
	23			0.1540	<a href="#">SK6-4</a>	<a href="#">SK10-4</a>	<a href="#">SK16-4</a>	<a href="#">SK20-4</a>	
5/32				0.1562	<a href="#">SK6-4</a>	<a href="#">SK10-4</a>	<a href="#">SK16-4</a>	<a href="#">SK20-4</a>	
	22			0.1570	<a href="#">SK6-4</a>	<a href="#">SK10-4</a>	<a href="#">SK16-4</a>	<a href="#">SK20-4</a>	
			4	0.1575	<a href="#">SK6-4</a>	<a href="#">SK10-4</a>	<a href="#">SK16-4</a>	<a href="#">SK20-4</a>	
	21			0.1590	<a href="#">SK6-4.5</a>	<a href="#">SK10-4.5</a>	<a href="#">SK16-4.5</a>	<a href="#">SK20-4.5</a>	
	20			0.1610	<a href="#">SK6-4.5</a>	<a href="#">SK10-4.5</a>	<a href="#">SK16-4.5</a>	<a href="#">SK20-4.5</a>	
	19			0.1660	<a href="#">SK6-4.5</a>	<a href="#">SK10-4.5</a>	<a href="#">SK16-4.5</a>	<a href="#">SK20-4.5</a>	
			4.25	0.1673	<a href="#">SK6-4.5</a>	<a href="#">SK10-4.5</a>	<a href="#">SK16-4.5</a>	<a href="#">SK20-4.5</a>	
	18			0.1695	<a href="#">SK6-4.5</a>	<a href="#">SK10-4.5</a>	<a href="#">SK16-4.5</a>	<a href="#">SK20-4.5</a>	
11/64				0.1719	<a href="#">SK6-4.5</a>	<a href="#">SK10-4.5</a>	<a href="#">SK16-4.5</a>	<a href="#">SK20-4.5</a>	
	17			0.1730	<a href="#">SK6-4.5</a>	<a href="#">SK10-4.5</a>	<a href="#">SK16-4.5</a>	<a href="#">SK20-4.5</a>	
	16			0.1770	<a href="#">SK6-4.5</a>	<a href="#">SK10-4.5</a>	<a href="#">SK16-4.5</a>	<a href="#">SK20-4.5</a>	
			4.5	0.1772	<a href="#">SK6-4.5</a>	<a href="#">SK10-4.5</a>	<a href="#">SK16-4.5</a>	<a href="#">SK20-4.5</a>	
	15			0.1800	<a href="#">SK6-5.0</a>	<a href="#">SK10-5</a>	<a href="#">SK16-5</a>	<a href="#">SK20-5</a>	
	14			0.1820	<a href="#">SK6-5.0</a>	<a href="#">SK10-5</a>	<a href="#">SK16-5</a>	<a href="#">SK20-5</a>	
	13			0.1850	<a href="#">SK6-5.0</a>	<a href="#">SK10-5</a>	<a href="#">SK16-5</a>	<a href="#">SK20-5</a>	
			4.75	0.1870	<a href="#">SK6-5.0</a>	<a href="#">SK10-5</a>	<a href="#">SK16-5</a>	<a href="#">SK20-5</a>	
3/16				0.1875	<a href="#">SK6-5.0</a>	<a href="#">SK10-5</a>	<a href="#">SK16-5</a>	<a href="#">SK20-5</a>	<a href="#">SK25-3/16A</a>



# SK Drill Chart

FRACTION SIZE	# SIZE	LETTER SIZE	METRIC SIZE	DECIMAL INCHES	SK6 COLLETS	SK10 COLLETS	SK16 COLLETS	SK20 COLLETS	SK25 COLLETS
	12			0.1890	SK6-5.0	SK10-5	SK16-5	SK20-5	
	11			0.1910	SK6-5.0	SK10-5	SK16-5	SK20-5	
	10			0.1935	SK6-5.0	SK10-5	SK16-5	SK20-5	
	9			0.1960	SK6-5.0	SK10-5	SK16-5	SK20-5	
			5	0.1969	SK6-5.0	SK10-5	SK16-5	SK20-5	
	8			0.1990	SK6-5.5	SK10-5.5	SK16-5.5	SK20-5.5	
	7			0.2010	SK6-5.5	SK10-5.5	SK16-5.5	SK20-5.5	
13/64				0.2031	SK6-5.5	SK10-5.5	SK16-5.5	SK20-5.5	
	6			0.2040	SK6-5.5	SK10-5.5	SK16-5.5	SK20-5.5	
	5			0.2055	SK6-5.5	SK10-5.5	SK16-5.5	SK20-5.5	
			5.25	0.2067	SK6-5.5	SK10-5.5	SK16-5.5	SK20-5.5	
	4			0.2090	SK6-5.5	SK10-5.5	SK16-5.5	SK20-5.5	
	3			0.2130	SK6-5.5	SK10-5.5	SK16-5.5	SK20-5.5	
			5.5	0.2165	SK6-5.5	SK10-5.5	SK16-5.5	SK20-5.5	
7/32				0.2188	SK6-6	SK10-6	SK16-6	SK20-6	
	2			0.2210	SK6-6	SK10-6	SK16-6	SK20-6	
			5.75	0.2264	SK6-6	SK10-6	SK16-6	SK20-6	
	1			0.2280	SK6-6	SK10-6	SK16-6	SK20-6	
		A		0.2340	SK6-6	SK10-6	SK16-6	SK20-6	
15/64				0.2344	SK6-6	SK10-6	SK16-6	SK20-6	
			6	0.2362	SK6-6	SK10-6	SK16-6	SK20-6	
		B		0.2380		SK10-6.5	SK16-6.5	SK20-6.5	
		C		0.2420		SK10-6.5	SK16-6.5	SK20-6.5	
		D		0.2460		SK10-6.5	SK16-6.5	SK20-6.5	
			6.25	0.2461		SK10-6.5	SK16-6.5	SK20-6.5	
1/4		E		0.2500		SK10-6.5/ SK10-1/4A	SK16-6.5/ SK16-1/4A	SK20-6.5/ SK20-1/4A	SK25-1/4A
			6.5	0.2559		SK10-6.5	SK16-6.5	SK20-6.5	
		F		0.2570		SK10-7	SK16-7	SK20-7	
		G		0.2610		SK10-7	SK16-7	SK20-7	
17/64				0.2656		SK10-7	SK16-7	SK20-7	
			6.75	0.2657		SK10-7	SK16-7	SK20-7	
		H		0.2660		SK10-7	SK16-7	SK20-7	
		I		0.2720		SK10-7	SK16-7	SK20-7	
			7	0.2756		SK10-7	SK16-7	SK20-7	
		J		0.2770		SK10-7.5	SK16-7.5	SK20-7.5	
		K		0.2810		SK10-7.5	SK16-7.5	SK20-7.5	
9/32				0.2812		SK10-7.5	SK16-7.5	SK20-7.5	
			7.25	0.2854		SK10-7.5	SK16-7.5	SK20-7.5	
		L		0.2900		SK10-7.5	SK16-7.5	SK20-7.5	
		M		0.2950		SK10-7.5	SK16-7.5	SK20-7.5	
			7.5	0.2953		SK10-7.5	SK16-7.5	SK20-7.5	
19/64				0.2969		SK10-8	SK16-8	SK20-8	
		N		0.3020		SK10-8	SK16-8	SK20-8	
			7.75	0.3051		SK10-8	SK16-8	SK20-8	
5/16				0.3125		SK10-8/ SK10-5/16A	SK16-8/ SK16-5/16A	SK20-8/ SK20-5/16A	SK25-5/16A
			8	0.3150		SK10-8	SK16-8	SK20-8	
		O		0.3160		SK10-8.5	SK16-8.5	SK20-8.5	
		P		0.3230		SK10-8.5	SK16-8.5	SK20-8.5	
			8.25	0.3248		SK10-8.5	SK16-8.5	SK20-8.5	

# SK Drill Chart

Technical / Index

FRACTION SIZE	# SIZE	LETTER SIZE	METRIC SIZE	DECIMAL INCHES	SK6 COLLETS	SK10 COLLETS	SK16 COLLETS	SK20 COLLETS	SK25 COLLETS
21/64		Q	8.5	0.3281		<a href="#">SK10-8.5</a>	<a href="#">SK16-8.5</a>	SK20-8.5	
				0.3320		<a href="#">SK10-8.5</a>	<a href="#">SK16-8.5</a>	SK20-8.5	
				0.3346		<a href="#">SK10-8.5</a>	<a href="#">SK16-8.5</a>	SK20-8.5	
11/32		R	8.75	0.3390		<a href="#">SK10-9</a>	<a href="#">SK16-9</a>	SK20-9	
				0.3438		<a href="#">SK10-9</a>	<a href="#">SK16-9</a>	SK20-9	
				0.3445		<a href="#">SK10-9</a>	<a href="#">SK16-9</a>	SK20-9	
		S	9	0.3480		<a href="#">SK10-9</a>	<a href="#">SK16-9</a>	SK20-9	
				0.3543		<a href="#">SK10-9</a>	<a href="#">SK16-9</a>	SK20-9	
				0.3580		<a href="#">SK10-9.5</a>	<a href="#">SK16-9.5</a>	SK20-9.5	
23/64		T	9.25	0.3594		<a href="#">SK10-9.5</a>	<a href="#">SK16-9.5</a>	SK20-9.5	
				0.3642		<a href="#">SK10-9.5</a>	<a href="#">SK16-9.5</a>	SK20-9.5	
				0.3680		<a href="#">SK10-9.5</a>	<a href="#">SK16-9.5</a>	SK20-9.5	
3/8		U	9.5	0.3740		<a href="#">SK10-9.5</a>	<a href="#">SK16-9.5</a>	SK20-9.5	
				0.3750		SK10-10/ SK10-3/8A	SK16-10/ SK16-3/8A	SK20-10/ SK20-3/8A	<a href="#">SK25-3/8A</a>
				0.3770		<a href="#">SK10-10</a>	<a href="#">SK16-10</a>	<a href="#">SK20-10</a>	
		V	9.75	0.3839		<a href="#">SK10-10</a>	<a href="#">SK16-10</a>	<a href="#">SK20-10</a>	
				0.3860		<a href="#">SK10-10</a>	<a href="#">SK16-10</a>	<a href="#">SK20-10</a>	
				0.3906		<a href="#">SK10-10</a>	<a href="#">SK16-10</a>	<a href="#">SK20-10</a>	
25/64		W	10	0.3937		<a href="#">SK10-10</a>	<a href="#">SK16-10</a>	<a href="#">SK20-10</a>	
				0.3970			<a href="#">SK16-10.5</a>	<a href="#">SK20-10.5</a>	
				0.4040			<a href="#">SK16-10.5</a>	<a href="#">SK20-10.5</a>	
13/32		X	10.5	0.4063			<a href="#">SK16-10.5</a>	<a href="#">SK20-10.5</a>	
				0.4130			<a href="#">SK16-10.5</a>	<a href="#">SK20-10.5</a>	
				0.4134			<a href="#">SK16-10.5</a>	<a href="#">SK20-10.5</a>	
27/64		Y	11	0.4219			<a href="#">SK16-11</a>	SK20-11	
				0.4331			<a href="#">SK16-11</a>	SK20-11	
				0.4375			<a href="#">SK16-11.5</a>	SK20-11.5	
7/16		Z	11.5	0.4528			SK16-11.5/ SK16-7/16A	SK20-11.5/ SK20-7/16A	<a href="#">SK25-7/16A</a>
				0.4531			<a href="#">SK16-11.5</a>	SK20-11.5	
				0.4688			<a href="#">SK16-12</a>	SK20-12	
29/64			12	0.4724			<a href="#">SK16-12</a>	SK20-12	
				0.4844			<a href="#">SK16-12.5</a>	SK20-12.5	
				0.4921			<a href="#">SK16-12.5</a>	SK20-12.5	
31/64			12.5	0.5000			SK16-13/ SK16-1/2A	SK20-13/ SK20-1/2A	<a href="#">SK25-1/2A</a>
				0.5118			<a href="#">SK16-13</a>	<a href="#">SK20-13</a>	
				0.5156			<a href="#">SK16-13.5</a>	SK20-13.5	
33/64			13.5	0.5312			<a href="#">SK16-13.5</a>	SK20-13.5	
				0.5315			<a href="#">SK16-13.5</a>	SK20-13.5	
				0.5469			<a href="#">SK16-14</a>	SK20-14	
35/64			14	0.5512			<a href="#">SK16-14</a>	SK20-14	
				0.5625			SK16-14.5/ SK16-9/16A	SK20-14.5/ SK20-9/16A	
				0.5709			<a href="#">SK16-14.5</a>	SK20-14.5	
9/16			14.5	0.5781			<a href="#">SK16-15</a>	SK20-15	
				0.5906			<a href="#">SK16-15</a>	SK20-15	
				0.5938			<a href="#">SK16-15.5</a>	SK20-15.5	
37/64			15	0.6094			<a href="#">SK16-15.5</a>	SK20-15.5	
				0.6102			<a href="#">SK16-15.5</a>	SK20-15.5	
				0.6250			<a href="#">SK16-15.5</a>	SK20-15.5	
19/32			15.5	0.6250			SK16-16/ SK16-5/8A	SK20-16/ SK20-5/8A	SK25-16/ SK25-5/8A
				0.6299			<a href="#">SK16-16</a>	<a href="#">SK20-16</a>	<a href="#">SK25-16</a>

# SK Drill Chart

FRACTION SIZE	# SIZE	LETTER SIZE	METRIC SIZE	DECIMAL INCHES	SK6 COLLETS	SK10 COLLETS	SK16 COLLETS	SK20 COLLETS	SK25 COLLETS
41/64				0.6406				SK20-16.5	SK25-16.5
			16.5	0.6496				SK20-16.5	SK25-16.5
21/32				0.6562				SK20-17	SK25-17
			17	0.6693				SK20-17	SK25-17
43/64				0.6719				SK20-17.5	SK25-17.5
11/16				0.6875				SK20-17.5	SK25-17.5
			17.5	0.6890				SK20-17.5	SK25-17.5
45/64				0.7031				SK20-18	SK25-18
			18	0.7087				SK20-18	SK25-18
23/32				0.7188				SK20-18.5	SK25-18.5
			18.5	0.7283				SK20-18.5	SK25-18.5
47/64				0.7344				SK20-19	SK25-19
			19	0.7480				SK20-19	SK25-19
3/4				0.7500				SK20-19.5/ SK20-3/4A	SK25-19.5/ SK25-3/4A
49/64				0.7656				SK20-19.5	SK25-19.5
			19.5	0.7677				SK20-19.5	SK25-19.5
25/32				0.7813				SK20-20	SK25-20
			20	0.7874				SK20-20	SK25-20
51/64				0.7969					SK25-20.5
			20.5	0.8071					SK25-20.5
13/16				0.8125					SK25-21
			21	0.8268					SK25-21
53/64				0.8281					SK25-21.5
27/32				0.8438					SK25-21.5
			21.5	0.8465					SK25-21.5
55/64				0.8594					SK25-22
			22	0.8661					SK25-22
7/8				0.8750					SK25-22.5
			22.5	0.8858					SK25-22.5
57/64				0.8906					SK25-23
			23	0.9055					SK25-23
29/32				0.9062					SK25-23.5
59/64				0.9219					SK25-23.5
			23.5	0.9252					SK25-23.5
15/16				0.9375					SK25-24
			24	0.9449					SK25-24
61/64				0.9531					SK25-24.5
			24.5	0.9646					SK25-24.5
31/32				0.9688					SK25-25
			25	0.9843					SK25-25
63/64				0.9844					SK25-25.4
1				1					SK25-25.4

Index

Part Number	Page	Part Number	Page	Part Number	Page	Part Number	Page
<a href="#">010-003</a>	200	<a href="#">018-022</a>	200	<a href="#">030-004</a>	199	<a href="#">075-015</a>	193
<a href="#">010-004</a>	200	<a href="#">018-023</a>	200	<a href="#">030-005</a>	199	<a href="#">075-015(C)</a>	193
<a href="#">010-005</a>	200	<a href="#">018-024</a>	200	<a href="#">030-006</a>	199	<a href="#">075-016</a>	193
<a href="#">010-006</a>	200	<a href="#">018-025</a>	200	<a href="#">030-007</a>	199	<a href="#">075-016(C)</a>	193
<a href="#">010-007</a>	200	<a href="#">018-026</a>	200	<a href="#">030-008</a>	199	<a href="#">075-017</a>	193
<a href="#">010-008</a>	200	<a href="#">018-027</a>	200	<a href="#">030-009</a>	199	<a href="#">075-017(C)</a>	193
<a href="#">010-009</a>	200	<a href="#">018-028</a>	200	<a href="#">030-010</a>	199	<a href="#">075-018</a>	193
<a href="#">010-010</a>	200	<a href="#">018-029</a>	200	<a href="#">030-011</a>	199	<a href="#">075-018(C)</a>	193
<a href="#">010-011</a>	200	<a href="#">018-030</a>	200	<a href="#">030-012</a>	199	<a href="#">075-019</a>	193
<a href="#">010-012</a>	200	<a href="#">018-031</a>	200	<a href="#">030-013</a>	199	<a href="#">075-019(C)</a>	193
<a href="#">010-013</a>	200	<a href="#">018-032</a>	200	<a href="#">030-014</a>	199	<a href="#">075-020</a>	193
<a href="#">010-014</a>	200	<a href="#">018-033</a>	200	<a href="#">030-015</a>	199	<a href="#">075-020(C)</a>	193
<a href="#">010-015</a>	200	<a href="#">018-034</a>	200	<a href="#">030-016</a>	199	<a href="#">075-021</a>	193
<a href="#">010-016</a>	200	<a href="#">018-035</a>	200	<a href="#">030-EXT-500</a>	198	<a href="#">075-021(C)</a>	193
<a href="#">010-017</a>	200	<a href="#">018-036</a>	200	<a href="#">030-EXT-500S</a>	198	<a href="#">075-022</a>	193
<a href="#">010-018</a>	200	<a href="#">018-037</a>	200	<a href="#">030-SET-07</a>	199	<a href="#">075-022(C)</a>	193
<a href="#">010-019</a>	200	<a href="#">018-038</a>	200	<a href="#">030-SET-09</a>	199	<a href="#">075-023</a>	193
<a href="#">010-020</a>	200	<a href="#">018-039</a>	200	<a href="#">030-SET-13</a>	199	<a href="#">075-023(C)</a>	193
<a href="#">010-021</a>	200	<a href="#">018-040</a>	200	<a href="#">030-SET-14</a>	199	<a href="#">075-024</a>	193
<a href="#">010-022</a>	200	<a href="#">018-041</a>	200	<a href="#">032-SPAN</a>	60	<a href="#">075-024(C)</a>	193
<a href="#">010-023</a>	200	<a href="#">018-042</a>	200	<a href="#">040-SPAN</a>	60	<a href="#">075-025</a>	193
<a href="#">010-024</a>	200	<a href="#">018-043</a>	200	<a href="#">050-008</a>	192	<a href="#">075-025(C)</a>	193
<a href="#">010-025</a>	200	<a href="#">018-044</a>	200	<a href="#">050-009</a>	192	<a href="#">075-026</a>	193
<a href="#">010-026</a>	200	<a href="#">018-045</a>	200	<a href="#">050-010</a>	192	<a href="#">075-026(C)</a>	193
<a href="#">010-027</a>	200	<a href="#">018-046</a>	200	<a href="#">050-011</a>	192	<a href="#">075-027</a>	193
<a href="#">010-028</a>	200	<a href="#">018-047</a>	200	<a href="#">050-012</a>	192	<a href="#">075-027(C)</a>	193
<a href="#">010-029</a>	200	<a href="#">018-048</a>	200	<a href="#">050-013</a>	192	<a href="#">075-028</a>	193
<a href="#">010-030</a>	200	<a href="#">018-EXT-125</a>	198	<a href="#">050-014</a>	192	<a href="#">075-028(C)</a>	193
<a href="#">010-031</a>	200	<a href="#">018-EXT-125S</a>	198	<a href="#">050-015</a>	192	<a href="#">075-029</a>	193
<a href="#">010-032</a>	200	<a href="#">018-SET-09</a>	200	<a href="#">050-016</a>	192	<a href="#">075-029(C)</a>	193
<a href="#">010-033</a>	200	<a href="#">018-SET-17</a>	200	<a href="#">050-017</a>	192	<a href="#">075-030</a>	193
<a href="#">010-034</a>	200	<a href="#">018-SET-21</a>	200	<a href="#">050-018</a>	192	<a href="#">075-030(C)</a>	193
<a href="#">010-035</a>	200	<a href="#">018-SET-33</a>	200	<a href="#">050-019</a>	192	<a href="#">075-031</a>	193
<a href="#">010-036</a>	200	<a href="#">018-SET-41</a>	200	<a href="#">050-020</a>	192	<a href="#">075-031(C)</a>	193
<a href="#">010-EXT-100</a>	198	<a href="#">020-003</a>	199	<a href="#">050-021</a>	192	<a href="#">075-032</a>	193
<a href="#">010-EXT-100S</a>	198	<a href="#">020-004</a>	199	<a href="#">050-022</a>	192	<a href="#">075-032(C)</a>	193
<a href="#">010-SET-08</a>	200	<a href="#">020-005</a>	199	<a href="#">050-023</a>	192	<a href="#">075-033</a>	193
<a href="#">010-SET-11</a>	200	<a href="#">020-006</a>	199	<a href="#">050-024</a>	192	<a href="#">075-033(C)</a>	193
<a href="#">010-SET-15</a>	200	<a href="#">020-007</a>	199	<a href="#">050-025</a>	192	<a href="#">075-034</a>	193
<a href="#">010-SET-17</a>	200	<a href="#">020-008</a>	199	<a href="#">050-026</a>	192	<a href="#">075-034(C)</a>	193
<a href="#">010-SET-21</a>	200	<a href="#">020-009</a>	199	<a href="#">050-027</a>	192	<a href="#">075-035</a>	193
<a href="#">010-SET-29</a>	200	<a href="#">020-010</a>	199	<a href="#">050-028</a>	192	<a href="#">075-035(C)</a>	193
<a href="#">010-SET-33</a>	200	<a href="#">020-011</a>	199	<a href="#">050-029</a>	192	<a href="#">075-036</a>	193
<a href="#">011-HEX</a>	60	<a href="#">020-012</a>	199	<a href="#">050-030</a>	192	<a href="#">075-036(C)</a>	193
<a href="#">016-NUT</a>	60	<a href="#">020-013</a>	199	<a href="#">050-031</a>	192	<a href="#">075-037</a>	193
<a href="#">016-SPAN</a>	60	<a href="#">020-014</a>	199	<a href="#">050-032</a>	192	<a href="#">075-037(C)</a>	193
<a href="#">018-003</a>	200	<a href="#">020-015</a>	199	<a href="#">075-003</a>	193	<a href="#">075-038</a>	193
<a href="#">018-004</a>	200	<a href="#">020-016</a>	199	<a href="#">075-004</a>	193	<a href="#">075-038(C)</a>	193
<a href="#">018-005</a>	200	<a href="#">020-017</a>	199	<a href="#">075-005</a>	193	<a href="#">075-039</a>	193
<a href="#">018-006</a>	200	<a href="#">020-018</a>	199	<a href="#">075-006</a>	193	<a href="#">075-039(C)</a>	193
<a href="#">018-007</a>	200	<a href="#">020-019</a>	199	<a href="#">075-007</a>	193	<a href="#">075-040</a>	193
<a href="#">018-008</a>	200	<a href="#">020-020</a>	199	<a href="#">075-008</a>	193	<a href="#">075-040(C)</a>	193
<a href="#">018-009</a>	200	<a href="#">020-021</a>	199	<a href="#">075-008(C)</a>	193	<a href="#">075-041</a>	193
<a href="#">018-010</a>	200	<a href="#">020-022</a>	199	<a href="#">075-009</a>	193	<a href="#">075-041(C)</a>	193
<a href="#">018-011</a>	200	<a href="#">020-023</a>	199	<a href="#">075-009(C)</a>	193	<a href="#">075-042</a>	193
<a href="#">018-012</a>	200	<a href="#">020-024</a>	199	<a href="#">075-010</a>	193	<a href="#">075-042(C)</a>	193
<a href="#">018-013</a>	200	<a href="#">020-EXT-750</a>	198	<a href="#">075-010(C)</a>	193	<a href="#">075-043</a>	193
<a href="#">018-014</a>	200	<a href="#">020-EXT-750S</a>	198	<a href="#">075-011</a>	193	<a href="#">075-043(C)</a>	193
<a href="#">018-015</a>	200	<a href="#">020-SET-09</a>	199	<a href="#">075-011(C)</a>	193	<a href="#">075-044</a>	193
<a href="#">018-016</a>	200	<a href="#">020-SET-11</a>	199	<a href="#">075-012</a>	193	<a href="#">075-044(C)</a>	193
<a href="#">018-017</a>	200	<a href="#">020-SET-17</a>	199	<a href="#">075-012(C)</a>	193	<a href="#">075-045</a>	193
<a href="#">018-018</a>	200	<a href="#">020-SET-21</a>	199	<a href="#">075-013</a>	193	<a href="#">075-045(C)</a>	193
<a href="#">018-019</a>	200	<a href="#">020-SPAN</a>	60	<a href="#">075-013(C)</a>	193	<a href="#">075-046</a>	193
<a href="#">018-020</a>	200	<a href="#">025-SPAN</a>	60	<a href="#">075-014</a>	193	<a href="#">075-046(C)</a>	193
<a href="#">018-021</a>	200	<a href="#">030-003</a>	199	<a href="#">075-014(C)</a>	193	<a href="#">075-047</a>	193

## Index

Part Number	Page	Part Number	Page	Part Number	Page	Part Number	Page
<a href="#">075-047(C)</a>	193	<a href="#">100-037</a>	194	<a href="#">100-212</a>	195	<a href="#">160-005</a>	224
<a href="#">075-048</a>	193	<a href="#">100-037(C)</a>	194	<a href="#">100-212(C)</a>	195	<a href="#">160-006</a>	224
<a href="#">075-048(C)</a>	193	<a href="#">100-038</a>	194	<a href="#">100-214</a>	195	<a href="#">160-007</a>	224
<a href="#">075-SET-12</a>	193	<a href="#">100-038(C)</a>	194	<a href="#">100-214(C)</a>	195	<a href="#">160-008</a>	224
<a href="#">075-SET-17</a>	193	<a href="#">100-039</a>	194	<a href="#">100-216</a>	195	<a href="#">160-009</a>	224
<a href="#">075-SET-23</a>	193	<a href="#">100-039(C)</a>	194	<a href="#">100-216(C)</a>	195	<a href="#">160-010</a>	224
<a href="#">075-SET-27</a>	193	<a href="#">100-040</a>	194	<a href="#">100-218</a>	195	<a href="#">160-011</a>	224
<a href="#">075-SET-45</a>	193	<a href="#">100-040(C)</a>	194	<a href="#">100-218(C)</a>	195	<a href="#">160-012</a>	224
<a href="#">08-NANUT</a>	60	<a href="#">100-041</a>	194	<a href="#">100-220</a>	195	<a href="#">160-013</a>	224
<a href="#">08-NASPAN</a>	60	<a href="#">100-041(C)</a>	194	<a href="#">100-220(C)</a>	195	<a href="#">160-014</a>	224
<a href="#">1/2-KEYSET</a>	147	<a href="#">100-042</a>	194	<a href="#">100-222</a>	195	<a href="#">160-015</a>	224
<a href="#">100-003</a>	194	<a href="#">100-042(C)</a>	194	<a href="#">100-222(C)</a>	195	<a href="#">160-016</a>	224
<a href="#">100-004</a>	194	<a href="#">100-043</a>	194	<a href="#">100-224</a>	195	<a href="#">160-017</a>	224
<a href="#">100-005</a>	194	<a href="#">100-043(C)</a>	194	<a href="#">100-224(C)</a>	195	<a href="#">160-018</a>	224
<a href="#">100-006</a>	194	<a href="#">100-044</a>	194	<a href="#">100-225</a>	195	<a href="#">160-019</a>	224
<a href="#">100-007</a>	194	<a href="#">100-044(C)</a>	194	<a href="#">100-225(C)</a>	195	<a href="#">160-020</a>	224
<a href="#">100-008</a>	194	<a href="#">100-045</a>	194	<a href="#">100-226</a>	195	<a href="#">160-021</a>	224
<a href="#">100-009</a>	194	<a href="#">100-045(C)</a>	194	<a href="#">100-226(C)</a>	195	<a href="#">160-022</a>	224
<a href="#">100-010</a>	194	<a href="#">100-046</a>	194	<a href="#">100DA-1</a>	201	<a href="#">160-023</a>	224
<a href="#">100-011</a>	194	<a href="#">100-046(C)</a>	194	<a href="#">100DA-2</a>	201	<a href="#">160-024</a>	224
<a href="#">100-012</a>	194	<a href="#">100-047</a>	194	<a href="#">100DA-3</a>	201	<a href="#">160-025</a>	224
<a href="#">100-013</a>	194	<a href="#">100-047(C)</a>	194	<a href="#">100DA-4</a>	201	<a href="#">160-026</a>	224
<a href="#">100-014</a>	194	<a href="#">100-048</a>	194	<a href="#">100DA-NUT</a>	201	<a href="#">160-027</a>	224
<a href="#">100-015</a>	194	<a href="#">100-048(C)</a>	194	<a href="#">100-J2</a>	156	<a href="#">160-028</a>	224
<a href="#">100-016</a>	194	<a href="#">100-049</a>	194	<a href="#">100-J33</a>	156	<a href="#">160-029</a>	224
<a href="#">100-016(C)</a>	194	<a href="#">100-049(C)</a>	194	<a href="#">100-SET-08</a>	194	<a href="#">160-030</a>	224
<a href="#">100-017</a>	194	<a href="#">100-050</a>	194	<a href="#">100-SET-11</a>	194	<a href="#">160-031</a>	224
<a href="#">100-017(C)</a>	194	<a href="#">100-050(C)</a>	194	<a href="#">100-SET-11(C)</a>	194	<a href="#">160-032</a>	224
<a href="#">100-018</a>	194	<a href="#">100-051</a>	194	<a href="#">100-SET-15</a>	194	<a href="#">160-033</a>	224
<a href="#">100-018(C)</a>	194	<a href="#">100-051(C)</a>	194	<a href="#">100-SET-21</a>	194	<a href="#">160-034</a>	224
<a href="#">100-019</a>	194	<a href="#">100-052</a>	194	<a href="#">100-SET-21(C)</a>	194	<a href="#">160-035</a>	224
<a href="#">100-019(C)</a>	194	<a href="#">100-052(C)</a>	194	<a href="#">100-SET-213-MM</a>	195	<a href="#">160-036</a>	224
<a href="#">100-020</a>	194	<a href="#">100-053</a>	194	<a href="#">100-SET-23</a>	194, 195	<a href="#">160-037</a>	224
<a href="#">100-020(C)</a>	194	<a href="#">100-053(C)</a>	194	<a href="#">100-SET-30</a>	194	<a href="#">160-038</a>	224
<a href="#">100-021</a>	194	<a href="#">100-054</a>	194	<a href="#">100-SET-41</a>	194	<a href="#">160-039</a>	224
<a href="#">100-021(C)</a>	194	<a href="#">100-054(C)</a>	194	<a href="#">100-SET-41(C)</a>	194	<a href="#">160-040</a>	224
<a href="#">100-022</a>	194	<a href="#">100-055</a>	194	<a href="#">100-SET-45</a>	194	<a href="#">160-041</a>	224
<a href="#">100-022(C)</a>	194	<a href="#">100-055(C)</a>	194	<a href="#">100-SET-59</a>	194	<a href="#">160-042</a>	224
<a href="#">100-023</a>	194	<a href="#">100-056</a>	194	<a href="#">100TG-1</a>	196	<a href="#">160-043</a>	224
<a href="#">100-023(C)</a>	194	<a href="#">100-056(C)</a>	194	<a href="#">100TG-3</a>	196	<a href="#">160-044</a>	224
<a href="#">100-024</a>	194	<a href="#">100-057</a>	194	<a href="#">100TG-3C</a>	196	<a href="#">160-045</a>	224
<a href="#">100-024(C)</a>	194	<a href="#">100-057(C)</a>	194	<a href="#">100TG-HEXNUT</a>	196	<a href="#">160-046</a>	224
<a href="#">100-025</a>	194	<a href="#">100-058</a>	194	<a href="#">100TG-NUT</a>	196	<a href="#">160-047</a>	224
<a href="#">100-025(C)</a>	194	<a href="#">100-058(C)</a>	194	<a href="#">100TG-SPAN</a>	196	<a href="#">160-048</a>	224
<a href="#">100-026</a>	194	<a href="#">100-059</a>	194	<a href="#">1-1/2-KEYSET</a>	147	<a href="#">160-049</a>	224
<a href="#">100-026(C)</a>	194	<a href="#">100-059(C)</a>	194	<a href="#">1-1/2-STUBNUT</a>	213	<a href="#">160-050</a>	224
<a href="#">100-027</a>	194	<a href="#">100-060</a>	194	<a href="#">1-1/4-KEYSET</a>	147	<a href="#">160-051</a>	224
<a href="#">100-027(C)</a>	194	<a href="#">100-060(C)</a>	194	<a href="#">1-1/4-STUBNUT</a>	213	<a href="#">160-052</a>	224
<a href="#">100-028</a>	194	<a href="#">100-061</a>	194	<a href="#">11N</a>	156	<a href="#">160-053</a>	224
<a href="#">100-028(C)</a>	194	<a href="#">100-061(C)</a>	194	<a href="#">1250TL-2</a>	117	<a href="#">160-054</a>	224
<a href="#">100-029</a>	194	<a href="#">100-062</a>	194	<a href="#">1250TL-2(C)</a>	117	<a href="#">160-055</a>	224
<a href="#">100-029(C)</a>	194	<a href="#">100-062(C)</a>	194	<a href="#">1250TL-3</a>	117	<a href="#">160-056</a>	224
<a href="#">100-030</a>	194	<a href="#">100-063</a>	194	<a href="#">1250TL-3(C)</a>	117	<a href="#">160-057</a>	224
<a href="#">100-030(C)</a>	194	<a href="#">100-063(C)</a>	194	<a href="#">130-J2</a>	156	<a href="#">160-058</a>	224
<a href="#">100-031</a>	194	<a href="#">100-064</a>	194	<a href="#">130-J33</a>	156	<a href="#">160-059</a>	224
<a href="#">100-031(C)</a>	194	<a href="#">100-064(C)</a>	194	<a href="#">130-J6</a>	156	<a href="#">160-060</a>	224
<a href="#">100-032</a>	194	<a href="#">1000TL-3</a>	117	<a href="#">130-JT33</a>	156	<a href="#">160-061</a>	224
<a href="#">100-032(C)</a>	194	<a href="#">1000TL-3(C)</a>	117	<a href="#">130-JT6</a>	156	<a href="#">160-062</a>	224
<a href="#">100-033</a>	194	<a href="#">100-204</a>	195	<a href="#">14N</a>	156	<a href="#">160-063</a>	224
<a href="#">100-033(C)</a>	194	<a href="#">100-206</a>	195	<a href="#">150G-3C</a>	196	<a href="#">160-064</a>	224
<a href="#">100-034</a>	194	<a href="#">100-206(C)</a>	195	<a href="#">150TG-1</a>	196	<a href="#">160-068</a>	224
<a href="#">100-034(C)</a>	194	<a href="#">100-208</a>	195	<a href="#">150TG-3</a>	196	<a href="#">160-072</a>	224
<a href="#">100-035</a>	194	<a href="#">100-208(C)</a>	195	<a href="#">150TG-NUT</a>	196	<a href="#">160-076</a>	224
<a href="#">100-036</a>	194	<a href="#">100-210</a>	195	<a href="#">150TG-SPAN</a>	196	<a href="#">160-080</a>	224
<a href="#">100-036(C)</a>	194	<a href="#">100-210(C)</a>	195	<a href="#">160-004</a>	224	<a href="#">160-084</a>	224



Index

Part Number	Page	Part Number	Page	Part Number	Page	Part Number	Page
<a href="#">160-088</a>	224	<a href="#">200DA-4</a>	201	<a href="#">300-060</a>	222	<a href="#">340-072</a>	223
<a href="#">160-092</a>	224	<a href="#">200DA-5</a>	201	<a href="#">300-061</a>	222	<a href="#">340-076</a>	223
<a href="#">160-096</a>	224	<a href="#">200DA-NUT</a>	201	<a href="#">300-062</a>	222	<a href="#">340-080</a>	223
<a href="#">160-100</a>	224	<a href="#">2-1/2-KEYSET</a>	147	<a href="#">300-063</a>	222	<a href="#">34-02</a>	156
<a href="#">160-104</a>	224	<a href="#">22-KEYSET</a>	147	<a href="#">300-064</a>	222	<a href="#">34-06</a>	156
<a href="#">160-ADJ</a>	225	<a href="#">27-KEYSET</a>	147	<a href="#">300-068</a>	222	<a href="#">34-33</a>	156
<a href="#">160-16</a>	156	<a href="#">2-KEYSET</a>	147	<a href="#">300-072</a>	222	<a href="#">35-EP</a>	238
<a href="#">160-JT6</a>	156	<a href="#">3/4-KEYSET</a>	147	<a href="#">300-076</a>	222	<a href="#">35-ST</a>	238
<a href="#">160-SET-08</a>	224	<a href="#">3/4-STUBNUT</a>	213	<a href="#">300-080</a>	222	<a href="#">35-VR</a>	238
<a href="#">160-SET-18</a>	224	<a href="#">300-004</a>	222	<a href="#">300-084</a>	222	<a href="#">360-001S</a>	222
<a href="#">160-SET-29</a>	224	<a href="#">300-005</a>	222	<a href="#">300-088</a>	222	<a href="#">370-ADJ</a>	223
<a href="#">160-USA</a>	225	<a href="#">300-006</a>	222	<a href="#">300-092</a>	222	<a href="#">370-USA</a>	223
<a href="#">163-008</a>	225	<a href="#">300-007</a>	222	<a href="#">300-096</a>	222	<a href="#">3LWRENCH</a>	223
<a href="#">163-012</a>	225	<a href="#">300-008</a>	222	<a href="#">300-100</a>	222	<a href="#">40-EP</a>	238
<a href="#">163-016</a>	225	<a href="#">300-009</a>	222	<a href="#">300-104</a>	222	<a href="#">40-KEYSET</a>	147
<a href="#">163-020</a>	225	<a href="#">300-010</a>	222	<a href="#">300-108</a>	222	<a href="#">40-LCFX</a>	235
<a href="#">163-024</a>	225	<a href="#">300-011</a>	222	<a href="#">300-112</a>	222	<a href="#">40-ST</a>	238
<a href="#">163-028</a>	225	<a href="#">300-012</a>	222	<a href="#">300DA-1</a>	201	<a href="#">40-VR</a>	238
<a href="#">163-032</a>	225	<a href="#">300-013</a>	222	<a href="#">300DA-2</a>	201	<a href="#">500-003</a>	219
<a href="#">163-036</a>	225	<a href="#">300-014</a>	222	<a href="#">300DA-3</a>	201	<a href="#">500-004</a>	219
<a href="#">163-040</a>	225	<a href="#">300-015</a>	222	<a href="#">300DA-4</a>	201	<a href="#">500-005</a>	219
<a href="#">163-044</a>	225	<a href="#">300-016</a>	222	<a href="#">300DA-NUT</a>	201	<a href="#">500-006</a>	219
<a href="#">163-048</a>	225	<a href="#">300-017</a>	222	<a href="#">300-SET-08</a>	222	<a href="#">500-007</a>	219
<a href="#">163-052</a>	225	<a href="#">300-018</a>	222	<a href="#">300-SET-18</a>	222	<a href="#">500-008</a>	219
<a href="#">163-056</a>	225	<a href="#">300-019</a>	222	<a href="#">300-SET-29</a>	222	<a href="#">500-009</a>	219
<a href="#">163-060</a>	225	<a href="#">300-020</a>	222	<a href="#">300-SET-32</a>	222	<a href="#">500-010</a>	219
<a href="#">163-064</a>	225	<a href="#">300-021</a>	222	<a href="#">30-EP</a>	238	<a href="#">500-011</a>	219
<a href="#">163-068</a>	225	<a href="#">300-022</a>	222	<a href="#">30-ST</a>	238	<a href="#">500-012</a>	219
<a href="#">163-072</a>	225	<a href="#">300-023</a>	222	<a href="#">30-VR</a>	238	<a href="#">500-013</a>	219
<a href="#">163-076</a>	225	<a href="#">300-024</a>	222	<a href="#">32-KEYSET</a>	147	<a href="#">500-014</a>	219
<a href="#">163-080</a>	225	<a href="#">300-025</a>	222	<a href="#">330-016</a>	223	<a href="#">500-015</a>	219
<a href="#">163-084</a>	225	<a href="#">300-026</a>	222	<a href="#">330-020</a>	223	<a href="#">500-016</a>	219
<a href="#">163-088</a>	225	<a href="#">300-027</a>	222	<a href="#">330-024</a>	223	<a href="#">500-017</a>	219
<a href="#">164-008</a>	225	<a href="#">300-028</a>	222	<a href="#">330-028</a>	223	<a href="#">500-018</a>	219
<a href="#">164-012</a>	225	<a href="#">300-029</a>	222	<a href="#">330-032</a>	223	<a href="#">500-019</a>	219
<a href="#">164-016</a>	225	<a href="#">300-030</a>	222	<a href="#">330-036</a>	223	<a href="#">500-020</a>	219
<a href="#">164-020</a>	225	<a href="#">300-031</a>	222	<a href="#">330-040</a>	223	<a href="#">500-021</a>	219
<a href="#">164-024</a>	225	<a href="#">300-032</a>	222	<a href="#">330-044</a>	223	<a href="#">500-022</a>	219
<a href="#">164-028</a>	225	<a href="#">300-033</a>	222	<a href="#">330-048</a>	223	<a href="#">500-023</a>	219
<a href="#">164-032</a>	225	<a href="#">300-034</a>	222	<a href="#">330-052</a>	223	<a href="#">500-024</a>	219
<a href="#">164-036</a>	225	<a href="#">300-035</a>	222	<a href="#">330-056</a>	223	<a href="#">500-025</a>	219
<a href="#">164-040</a>	225	<a href="#">300-036</a>	222	<a href="#">330-060</a>	223	<a href="#">500-026</a>	219
<a href="#">164-044</a>	225	<a href="#">300-037</a>	222	<a href="#">330-064</a>	223	<a href="#">500-027</a>	219
<a href="#">164-048</a>	225	<a href="#">300-038</a>	222	<a href="#">330-068</a>	223	<a href="#">500-028</a>	219
<a href="#">164-052</a>	225	<a href="#">300-039</a>	222	<a href="#">330-072</a>	223	<a href="#">500-029</a>	219
<a href="#">164-056</a>	225	<a href="#">300-040</a>	222	<a href="#">330-076</a>	223	<a href="#">500-030</a>	219
<a href="#">164-060</a>	225	<a href="#">300-041</a>	222	<a href="#">330-080</a>	223	<a href="#">500-031</a>	219
<a href="#">164-064</a>	225	<a href="#">300-042</a>	222	<a href="#">330-084</a>	223	<a href="#">500-032</a>	219
<a href="#">164-068</a>	225	<a href="#">300-043</a>	222	<a href="#">330-088</a>	223	<a href="#">500-033</a>	219
<a href="#">164-072</a>	225	<a href="#">300-044</a>	222	<a href="#">330-092</a>	223	<a href="#">500-034</a>	219
<a href="#">164-076</a>	225	<a href="#">300-045</a>	222	<a href="#">330-096</a>	223	<a href="#">500-035</a>	219
<a href="#">166-001S</a>	224	<a href="#">300-046</a>	222	<a href="#">340-016</a>	223	<a href="#">500-036</a>	219
<a href="#">16C-WRENCH</a>	225	<a href="#">300-047</a>	222	<a href="#">340-020</a>	223	<a href="#">500-037</a>	219
<a href="#">16N</a>	156	<a href="#">300-048</a>	222	<a href="#">340-024</a>	223	<a href="#">500-038</a>	219
<a href="#">180DA-1</a>	201	<a href="#">300-049</a>	222	<a href="#">340-028</a>	223	<a href="#">500-039</a>	219
<a href="#">180DA-2</a>	201	<a href="#">300-050</a>	222	<a href="#">340-032</a>	223	<a href="#">500-040</a>	219
<a href="#">180DA-3</a>	201	<a href="#">300-051</a>	222	<a href="#">340-036</a>	223	<a href="#">500-041</a>	219
<a href="#">180DA-4</a>	201	<a href="#">300-052</a>	222	<a href="#">340-040</a>	223	<a href="#">500-042</a>	219
<a href="#">180DA-NUT</a>	201	<a href="#">300-053</a>	222	<a href="#">340-044</a>	223	<a href="#">500-043</a>	219
<a href="#">18N</a>	156	<a href="#">300-054</a>	222	<a href="#">340-048</a>	223	<a href="#">500-044</a>	219
<a href="#">1-KEYSET</a>	147	<a href="#">300-055</a>	222	<a href="#">340-052</a>	223	<a href="#">500-045</a>	219
<a href="#">1-STUBNUT</a>	213	<a href="#">300-056</a>	222	<a href="#">340-056</a>	223	<a href="#">500-046</a>	219
<a href="#">200DA-1</a>	201	<a href="#">300-057</a>	222	<a href="#">340-060</a>	223	<a href="#">500-047</a>	219
<a href="#">200DA-2</a>	201	<a href="#">300-058</a>	222	<a href="#">340-064</a>	223	<a href="#">500-048</a>	219
<a href="#">200DA-3</a>	201	<a href="#">300-059</a>	222	<a href="#">340-068</a>	223	<a href="#">500-049</a>	219

Part Number	Page	Part Number	Page	Part Number	Page	Part Number	Page
<a href="#">500-050</a>	219	<a href="#">520-018</a>	219	<a href="#">800-016</a>	218	<a href="#">840-002-0.44</a>	158
<a href="#">500-051</a>	219	<a href="#">520-019</a>	219	<a href="#">800-018</a>	218	<a href="#">840-003-2.56</a>	158
<a href="#">500-052</a>	219	<a href="#">520-020</a>	219	<a href="#">800-020</a>	218	<a href="#">850-032-1.00</a>	145
<a href="#">500-053</a>	219	<a href="#">520-021</a>	219	<a href="#">800-022</a>	218	<a href="#">850-048-1.00</a>	145
<a href="#">500-054</a>	219	<a href="#">520-022</a>	219	<a href="#">800-024</a>	218	<a href="#">850-064-1.00</a>	145
<a href="#">500-055</a>	219	<a href="#">520-023</a>	219	<a href="#">800-026</a>	218	<a href="#">850-080-1.00</a>	145
<a href="#">500-056</a>	219	<a href="#">520-024</a>	219	<a href="#">800-028</a>	218	<a href="#">850-096-1.75</a>	145
<a href="#">500-057</a>	219	<a href="#">520-025</a>	219	<a href="#">800-030</a>	218	<a href="#">860-001S</a>	218
<a href="#">500-058</a>	219	<a href="#">520-026</a>	219	<a href="#">800-032</a>	218	<a href="#">870-001-0.13</a>	155
<a href="#">500-059</a>	219	<a href="#">530-008</a>	220	<a href="#">800-034</a>	218	<a href="#">870-002-0.13</a>	155
<a href="#">500-060</a>	219	<a href="#">530-012</a>	220	<a href="#">800-036</a>	218	<a href="#">870-003-0.13</a>	155
<a href="#">500-061</a>	219	<a href="#">530-016</a>	220	<a href="#">800-038</a>	218	<a href="#">870-006-0.13</a>	155
<a href="#">500-062</a>	219	<a href="#">530-020</a>	220	<a href="#">800-040</a>	218	<a href="#">870-033-0.13</a>	155
<a href="#">500-063</a>	219	<a href="#">530-024</a>	220	<a href="#">800-042</a>	218	9HC16	36
<a href="#">500-064</a>	219	<a href="#">530-028</a>	220	<a href="#">800-044</a>	218	9HC22	36, 117
<a href="#">500-065</a>	219	<a href="#">530-032</a>	220	<a href="#">800-046</a>	218	9HC25	117
<a href="#">500-066</a>	219	<a href="#">530-036</a>	220	<a href="#">800-048</a>	218	9HC32	117
<a href="#">500-067</a>	219	<a href="#">530-040</a>	220	<a href="#">800-050</a>	218	9HC50	117
<a href="#">500-068</a>	219	<a href="#">530-044</a>	220	<a href="#">800-052</a>	218	9NPL1-13	153
<a href="#">500-069</a>	219	<a href="#">530-048</a>	220	<a href="#">800-054</a>	218	9NPU-8	153
<a href="#">500-070</a>	219	<a href="#">530-052</a>	220	<a href="#">800-056</a>	218	A1/2-20	147
<a href="#">500-071</a>	219	<a href="#">530-056</a>	220	<a href="#">800-064</a>	218	A1/2-20SL	147
<a href="#">50-EP</a>	238	<a href="#">540-008</a>	220	<a href="#">8-1/2N</a>	156	<a href="#">A1/4-28</a>	147
50-LCFX	235	<a href="#">540-012</a>	220	810-SET-06	218	A1/4-28SL	147
50-ST	238	<a href="#">540-016</a>	220	810-SET-08	218	A10mm-P1.5	147
50TG-1	196	<a href="#">540-020</a>	220	810-SET-11	218	A1-14	147
50TG-3	196	<a href="#">540-024</a>	220	810-SET-12	218	A1-14SL	147
<a href="#">50TG-NUT</a>	196	<a href="#">540-028</a>	220	810-SET-13	218	A12mm-P1.75	147
50TG-SPAN	196	<a href="#">540-032</a>	220	810-SET-14	218	A16mm-P2	147
50-VR	238	<a href="#">540-036</a>	220	810-SET-21	218	A20mm-P2.5	147
510-SET-08	220	<a href="#">540-040</a>	220	810-SET-23	218	A3/4-16	147
510-SET-09	220	<a href="#">540-044</a>	220	810-SET-25	218	A3/4-16SL	147
510-SET-09S	220	<a href="#">540-048</a>	220	810-SET-27	218	A3/8-24	147
510-SET-15	220	<a href="#">550-002</a>	220	820-003	218	A3/8-24SL	147
510-SET-16	220	<a href="#">550-003</a>	220	820-004	218	A5/8-11	147
510-SET-16S	220	<a href="#">550-004</a>	220	820-005	218	A5/8-18	147
510-SET-17	220	<a href="#">550-005</a>	220	820-006	218	A5/8-18SL	147
510-SET-18	220	<a href="#">550-006</a>	220	820-007	218	ATC-ALIGN-BT40	235
510-SET-24-MM	220	<a href="#">560-001B</a>	219	820-008	218	ATC-ALIGN-BT50	235
510-SET-29	220	<a href="#">560-001S</a>	219	820-009	218	ATC-ALIGN-CAT40	235
510-SET-31	220	<a href="#">570-AD1</a>	221	820-010	218	ATC-ALIGN-CAT50	235
510-SET-31S	220	<a href="#">570-BLOCK</a>	221	820-011	218	ATC-ALIGN-HSK100A	235
510-SET-33	220	<a href="#">570-CLOSE</a>	221	820-012	218	ATC-ALIGN-HSK63A	235
510-SET-35	220	<a href="#">570-HEX</a>	221	820-013	218	B3001-0500-1.19	141
510-SET-61	220	<a href="#">570-RING</a>	221	820-014	218	B3001-0750-1.19	141
510-SET-61S	220	<a href="#">570-SQUARE</a>	221	820-015	218	B3001-1000-1.19	141
510-SET-65	220	<a href="#">570-JSA</a>	221	820-016	218	<a href="#">B3006-0125-2.36</a>	127
510-SET-65S	220	580-SET-06-SQ	220	820-017	218	<a href="#">B3006-0187-2.36</a>	127
510-SET-69	220	580-SET-07-HEX	220	820-018	218	<a href="#">B3006-0250-2.36</a>	127
<a href="#">520-003</a>	219	580-SET-11-SQ	220	820-019	218	<a href="#">B3006-0312-2.36</a>	127
<a href="#">520-004</a>	219	580-SET-13-HEX	220	820-020	218	<a href="#">B3006-0375-2.36</a>	127
<a href="#">520-005</a>	219	<a href="#">5C-WRENCH</a>	221	820-SET-18-MM	218	<a href="#">B3006-0437-2.36</a>	127
<a href="#">520-006</a>	219	750TL-3	117	<a href="#">830-008-1.33</a>	133	<a href="#">B3006-0500-2.36</a>	127
<a href="#">520-007</a>	219	750TL-3(C)	117	<a href="#">830-012-1.33</a>	133	<a href="#">B3006-0625-2.50</a>	127
<a href="#">520-008</a>	219	75TG-1	196	<a href="#">830-016-1.33</a>	133	<a href="#">B3006-0750-3.00</a>	127
<a href="#">520-009</a>	219	75TG-3	196	<a href="#">830-020-1.33</a>	133	<a href="#">B3006-0875-3.54</a>	127
<a href="#">520-010</a>	219	75TG-3C	196	<a href="#">830-024-1.33</a>	133	<a href="#">B3006-1000-3.54</a>	127
<a href="#">520-011</a>	219	<a href="#">75TG-NUT</a>	196	<a href="#">830-028-1.33</a>	133	B3006-10-2.50	127
<a href="#">520-012</a>	219	75TG-SPAN	196	<a href="#">830-032-1.33</a>	133	B3006-12-2.50	127
<a href="#">520-013</a>	219	800-004	218	<a href="#">830-040-1.50</a>	133	<a href="#">B3006-16-2.50</a>	127
<a href="#">520-014</a>	219	800-006	218	<a href="#">830-048-2.37</a>	133	B3006-18-3.50	127
<a href="#">520-015</a>	219	800-008	218	<a href="#">830-056-2.75</a>	133	<a href="#">B3006-20-3.50</a>	127
<a href="#">520-016</a>	219	800-010	218	<a href="#">830-064-3.25</a>	133	<a href="#">B3006-25-3.50</a>	127
<a href="#">520-017</a>	219	800-012	218	<a href="#">830-080-3.25</a>	133	<a href="#">B3006-6-2.50</a>	127
		800-014	218	<a href="#">830-096-3.75</a>	133	<a href="#">B3007-0008-2.00</a>	45

Index

Part Number	Page	Part Number	Page	Part Number	Page	Part Number	Page
<a href="#">B3007-0011-2.00</a>	45	B40-1500(ISO)	230	B5017-0032-6.00	46	<a href="#">BT40-SK10-150</a>	16
<a href="#">B3007-0016-2.36</a>	45	B40-1500(R)	230	B5017-0040-6.00	46	<a href="#">BT40-SK10-150P</a>	18
<a href="#">B3007-0020-2.50</a>	45	B40-1500-MORI	230	B5021-1000-6.00	142	<a href="#">BT40-SK10-18Q</a>	16
<a href="#">B3007-0025-2.00</a>	45	B4016-0125-4.00	128	B5021-1500-6.00	142	<a href="#">BT40-SK10-90</a>	16
<a href="#">B3007-0032-3.00</a>	45	B4016-0187-4.00	128	B50-4500	230	<a href="#">BT40-SK10-90P</a>	18
<a href="#">B3007-0100-3.00</a>	197	B4016-0250-4.00	128	B50-4500(H)	230	<a href="#">BT40-SK16-120</a>	16
<a href="#">B3007-0180-3.00</a>	197	B4016-0312-4.00	128	B50-6000	230	<a href="#">BT40-SK16-120P</a>	18
<a href="#">B3007-0200-3.00</a>	197	B4016-0375-4.00	128	B50-6000(H)-EU	230	<a href="#">BT40-SK16-150</a>	16
<a href="#">B3007-0250-1.75</a>	189	B4016-0500-4.00	128	B50-9000(H)	230	<a href="#">BT40-SK16-150P</a>	18
<a href="#">B3007-0300-3.00</a>	197	B4016-0625-4.00	128	B50F1-2500-3.00	142	<a href="#">BT40-SK16-18Q</a>	16
<a href="#">B3007-0750-2.50</a>	189	B4016-0750-4.00	128	<a href="#">BT30-C3/4-75</a>	106	<a href="#">BT40-SK16-90</a>	16
<a href="#">B3007-1000-3.94</a>	189	B4016-1000-6.00	128	<a href="#">BT30-C3/4-75G</a>	107	<a href="#">BT40-SK16-90P</a>	18
<a href="#">B3008-0008</a>	214	B4017-0008-4.00	45	BT30-MMC12-105	78	<a href="#">BT40-SK25-120</a>	16
<a href="#">B3017-0008-4.00</a>	45	B4017-0011-4.00	45	BT30-MMC4-105	78	<a href="#">BT40-SK25-120P</a>	18
<a href="#">B3017-0011-4.00</a>	45	B4017-0016-5.00	45	BT30-MMC8C-75-A	78	<a href="#">BT40-SK25-75</a>	16
<a href="#">B3017-0016-4.00</a>	45	B4017-0020-4.00	45	<a href="#">BT30-NPU13-95</a>	151	BT40-SK25-75P	18
<a href="#">B3017-0020-4.00</a>	45	B4017-0025-4.00	45	<a href="#">BT30-NPU8-70</a>	151	<a href="#">BT40-SK25-90</a>	16
<a href="#">B3017-0025-4.00</a>	45	B4017-0032-5.00	45	<a href="#">BT30-SK10-45</a>	16	<a href="#">BT40-SK25-90P</a>	18
<a href="#">B3017-0032-5.00</a>	45	B4017-0040-5.00	45	<a href="#">BT30-SK10-45P</a>	18	<a href="#">BT40-SK6-120</a>	16
<a href="#">B3017-0250-4.00</a>	189	B4017-0250-4.00	189	<a href="#">BT30-SK10-60</a>	16	<a href="#">BT40-SK6-120P</a>	18
<a href="#">B3027-0016-5.00</a>	45	B4027-0011-6.00	45	<a href="#">BT30-SK10-60P</a>	18	<a href="#">BT40-SK6-150</a>	16
<a href="#">B3037-0016-6.00</a>	45	B4027-0020-6.00	45	<a href="#">BT30-SK10-90</a>	16	<a href="#">BT40-SK6-150P</a>	18
B30-4500	230	B4027-0025-6.00	45	<a href="#">BT30-SK10-90P</a>	18	<a href="#">BT40-SK6-90</a>	16
B30-6000	230	B40-4500	230	<a href="#">BT30-SK16-60</a>	16	<a href="#">BT40-SK6-90P</a>	18
B30-JAW	234	B40-4500(H)	230	<a href="#">BT30-SK16-60P</a>	18	BT40-VC13-120	67
B30-KEY	234	B40-6000	230	<a href="#">BT30-SK16-90</a>	16	BT40-VC13-60	67
<a href="#">B30R5-0562-2.44</a>	163	B40-9000	230	<a href="#">BT30-SK16-90P</a>	18	BT40-VC13-90	67
<a href="#">B30S5-0562-2.40</a>	163	B40-FADAL	230	<a href="#">BT30-SK20-60</a>	16	BT40-VC6-120	67
<a href="#">B30S7-0020-1.22</a>	45	<a href="#">B40R5-0562-3.02</a>	163	<a href="#">BT30-SK20-60P</a>	18	BT40-VC6-60	67
<a href="#">B30-TESTBAR-8.0</a>	239	<a href="#">B40S5-0562-2.62</a>	163	BT30-SK20-90	16	BT40-VC6-90	67
<a href="#">B30-TOOLJAW</a>	234	<a href="#">B40S6-0125-1.38</a>	128	BT30-SK20-90P	18	<a href="#">BT50-C1 1/4-135</a>	106
<a href="#">B35-6000</a>	230	<a href="#">B40S6-0250-1.38</a>	128	<a href="#">BT30-SK25-90</a>	16	<a href="#">BT50-C1 1/4-135G</a>	107
<a href="#">B35-9000</a>	230	<a href="#">B40S6-0500-1.75</a>	128	<a href="#">BT30-SK25-90P</a>	18	<a href="#">BT50-C1 1/4-90</a>	106
<a href="#">B35-JAW</a>	234	<a href="#">B40S6-0625-1.75</a>	128	<a href="#">BT30-SK6-60</a>	16	<a href="#">BT50-C1 1/4-90G</a>	107
<a href="#">B35-KEY</a>	234	<a href="#">B40S6-0750-1.75</a>	128	<a href="#">BT30-SK6-60P</a>	18	<a href="#">BT50-C1-105</a>	106
<a href="#">B35-TOOLJAW</a>	234	<a href="#">B40S6-1000-2.00</a>	128	<a href="#">BT30-SK6-90</a>	16	<a href="#">BT50-C1-105G</a>	107
<a href="#">B4001-0500-1.75</a>	141	<a href="#">B40S6-1250-2.00</a>	128	<a href="#">BT30-SK6-90P</a>	18	<a href="#">BT50-C1-135</a>	106
<a href="#">B4001-0750-1.75</a>	141	<a href="#">B5001-0750-1.75</a>	142	BT30-VC13-120	67	<a href="#">BT50-C1-135G</a>	107
<a href="#">B4001-1000-1.75</a>	141	<a href="#">B5001-1000-1.75</a>	142	BT30-VC13-60	67	BT50-C2-105	106
<a href="#">B4001-1500-2.00</a>	141	<a href="#">B5001-1250-2.00</a>	142	BT30-VC13-90	67	<a href="#">BT50-C3/4-105</a>	106
<a href="#">B4003-0002-1.61</a>	154	<a href="#">B5001-2000-2.00</a>	142	BT30-VC6-45	67	<a href="#">BT50-C3/4-105G</a>	107
<a href="#">B4003-0033-1.61</a>	154	<a href="#">B5006-0375-2.75</a>	129	BT30-VC6-60	67	<a href="#">BT50-C3/4-135</a>	106
<a href="#">B4005-0562-4.33</a>	163	<a href="#">B5006-0500-3.00</a>	129	BT30-VC6-90	67	<a href="#">BT50-C3/4-135G</a>	107
<a href="#">B4006-0125-2.36</a>	128	<a href="#">B5006-0625-3.00</a>	129	<a href="#">BT40-C1 1/4-120</a>	106	BT50-C32-105	106
<a href="#">B4006-0187-2.50</a>	128	<a href="#">B5006-0750-3.00</a>	129	<a href="#">BT40-C1 1/4-120G</a>	107	BT50-C32-165	106
<a href="#">B4006-0250-2.50</a>	128	<a href="#">B5006-1000-4.00</a>	129	<a href="#">BT40-C1 1/4-85</a>	106	<a href="#">BT50-MMC12C-105</a>	78
<a href="#">B4006-0312-2.50</a>	128	B5006-12-3.00	129	<a href="#">BT40-C1 1/4-85G</a>	107	<a href="#">BT50-MMC12C-135</a>	78
<a href="#">B4006-0375-2.50</a>	128	<a href="#">B5006-1250-4.00</a>	129	<a href="#">BT40-C1-70*</a>	106	<a href="#">BT50-MMC12C-165</a>	78
<a href="#">B4006-0437-2.50</a>	128	<a href="#">B5006-1500-4.50</a>	129	<a href="#">BT40-C1-70G</a>	107	BT50-MMC4-105	78
<a href="#">B4006-0500-2.50</a>	128	B5006-16-3.00	129	<a href="#">BT40-C1-90</a>	106	<a href="#">BT50-MMC8C-105</a>	78
<a href="#">B4006-0625-2.50</a>	128	B5006-2000-5.00	129	<a href="#">BT40-C1-90G</a>	107	<a href="#">BT50-MMC8C-135</a>	78
<a href="#">B4006-0750-2.50</a>	128	B5006-25-4.00	129	<a href="#">BT40-C3/4-105</a>	106	<a href="#">BT50-MMC8C-165</a>	78
<a href="#">B4006-0875-3.38</a>	128	<a href="#">B5007-0016-4.12</a>	46	<a href="#">BT40-C3/4-105G</a>	107	BT50-NPU13-90	151
<a href="#">B4006-1000-3.56</a>	128	<a href="#">B5007-0020-2.75</a>	46	<a href="#">BT40-C3/4-70</a>	106	<a href="#">BT50-SK10-105</a>	17
<a href="#">B4006-1250-3.56</a>	128	<a href="#">B5007-0032-4.00</a>	46	<a href="#">BT40-C3/4-70G</a>	107	BT50-SK10-105P	18
<a href="#">B4006-1500-4.50</a>	128	<a href="#">B5007-1000-3.50</a>	189	<a href="#">BT40-C32-105</a>	106	BT50-SK10-165	17
<a href="#">B4007-0011-2.50</a>	45	B5008-0013	214	BT40-MMC12C-120	78	BT50-SK10-165P	18
<a href="#">B4007-0016-3.50</a>	45	B5011-1000-4.00	142	BT40-MMC12C-90	78	BT50-SK10-195	17
<a href="#">B4007-0020-2.50</a>	45	B5016-0375-6.00	129	BT40-MMC4-90	78	BT50-SK10-195P	18
<a href="#">B4007-0025-2.25</a>	45	B5016-0500-6.00	129	BT40-MMC8C-120	78	<a href="#">BT50-SK16-105</a>	17
<a href="#">B4007-0032-3.13</a>	45	B5016-0750-6.00	129	BT40-MMC8C-90	78	<a href="#">BT50-SK16-105P</a>	18
<a href="#">B4007-0250-2.00</a>	189	B5016-1000-6.00	129	BT40-NPU13-8Q	151	BT50-SK16-165	17
<a href="#">B4007-1000-3.50</a>	189	B5016-1250-6.00	129	<a href="#">BT40-NPU8-70</a>	151	<a href="#">BT50-SK16-165P</a>	18
<a href="#">B4008-0013</a>	214	B5017-0016-6.00	46	<a href="#">BT40-SK10-12Q</a>	16	BT50-SK16-195	17
B40-1500	230	B5017-0020-4.00	46	<a href="#">BT40-SK10-120P</a>	18	BT50-SK16-195P	18

Part Number	Page	Part Number	Page	Part Number	Page	Part Number	Page
BT50-SK25-105	17	<a href="#">C4006-20-3.00</a>	122	C4047-0032-9.00	43	<a href="#">C5006-0750-3.00</a>	123
BT50-SK25-105P	18	C4006-20-3.00DIN	125	C40-6000	229	<a href="#">C5006-1000-4.00</a>	123
BT50-SK25-165	17	<a href="#">C4006-25-4.00</a>	122	C40-6000(H)	229	<a href="#">C5006-1000A-3.00</a>	126
<a href="#">BT50-SK25-165P</a>	18	C4006-25-4.00DIN	125	C40-9000	229	<a href="#">C5006-10-2.50</a>	124
BT50-SK25-195	17	<a href="#">C4006-32-4.00</a>	122	C40-JAW	234	<a href="#">C5006-12-2.63</a>	124
BT50-SK25-195P	18	C4006-32-4.00DIN	125	C40-KEY	234	<a href="#">C5006-1250-4.00</a>	124
BT50-SK6-105	17	<a href="#">C4006-6-2.50</a>	122	<a href="#">C40R5-0562-2.87(C)</a>	162	<a href="#">C5006-1250A-3.00</a>	126
BT50-SK6-105P	18	C4006-6-2.50DIN	125	C40R5-0562-3.02	162	<a href="#">C5006-14-3.00</a>	124
BT50-SK6-165	17	<a href="#">C4006-8-2.50</a>	122	<a href="#">C40R5-0875-3.50(C)</a>	162	<a href="#">C5006-1500-4.50</a>	124
BT50-SK6-165P	18	C4006-8-2.50DIN	125	C40R5-0875-3.66	162	<a href="#">C5006-16-3.00</a>	124
<a href="#">BT50-SK6-195</a>	17	C4007-0008-2.50	43	C40R5-1375-4.72	162	<a href="#">C5006-18-3.00</a>	124
BT50-SK6-195P	18	<a href="#">C4007-0011-2.50</a>	43	C40S-4500	229	<a href="#">C5006-2000-5.37</a>	124
BT50-VC13-105	67	<a href="#">C4007-0016-3.50</a>	43	C40S-4500(H)	229	<a href="#">C5006-20-3.00</a>	124
BT50-VC13-135	67	<a href="#">C4007-0020-2.50</a>	43	C40S-0562-2.93	161	<a href="#">C5006-2500-6.00</a>	124
BT50-VC13-165	67	<a href="#">C4007-0025-2.50</a>	43	C40S5-0875-3.90	161	<a href="#">C5006-25-4.00</a>	124
BT50-VC6-105	67	<a href="#">C4007-0032-3.13</a>	43	C40S-6000	229	<a href="#">C5006-32-4.00</a>	124
BT50-VC6-135	67	<a href="#">C4007-0040-3.13</a>	43	C40S6-0125-1.38	121	<a href="#">C5006-40-4.50</a>	124
BT50-VC6-165	67	<a href="#">C4007-0100-3.50</a>	197	C40S6-0187-1.38	121	<a href="#">C5006-42-4.50</a>	124
<a href="#">C22GUX-NK5050</a>	243	<a href="#">C4007-0180-4.00</a>	197	C40S6-0250-1.38	121	<a href="#">C5006-50-5.37</a>	124
C32GUX-NK1010	241	<a href="#">C4007-0200-3.00</a>	197	C40S6-0375-1.38	121	<a href="#">C5006-6-2.50</a>	124
<a href="#">C32GUX-NK2020</a>	241	<a href="#">C4007-1000-3.50</a>	188	C40S6-0500-1.75	121	C5006-8-2.50	124
C4001-0500-1.75	139	<a href="#">C4008-0013</a>	214	C40S6-0625-1.75	121	<a href="#">C5007-0016-4.12</a>	44
C4001-0750-1.75	139	C4011-0750-4.00	139	C40S6-0750-1.75	121	<a href="#">C5007-0020-2.50</a>	44
C4001-1000-1.75	139	C4011-1000-4.00	139	C40S6-0875-1.75	122	<a href="#">C5007-0025-2.50</a>	44
C4001-1250-2.00	139	C4011-1250-4.00	139	C40S6-1000-2.00	122	<a href="#">C5007-0032-4.00</a>	44
C4001-1500-2.00	139	C4011-1500-4.00	139	C40S6-1250-2.00	122	<a href="#">C5007-0040-4.00</a>	44
C4001-22-50	140	C40-1500	229	C40S7-0016-2.25	43	<a href="#">C5007-1000-3.50</a>	188
C4001-27-50	140	C40-1500(R)	229	C40S7-0032-1.10	43	<a href="#">C5008-0013</a>	214
C4001-32-50	140	C40-1500-MORI	229	C40S7-1000-2.75	188	C5011-0750-4.00	139
C4001-40-60	140	C4016-0125-4.00	121	C40S-9000	229	C5011-1000-4.00	139
<a href="#">C4002-1000-6.17</a>	213	C4016-0187-4.00	121	C40-STD	229	C5011-1250-4.00	139
<a href="#">C4002-1250-6.29</a>	213	C4016-0250-4.00	121	C40-STD(B)	229	C5011-1500-4.00	139
<a href="#">C4003-0002-1.61</a>	154	C4016-0312-4.00	121	C40-TESTBAR-14.0	239	C5011-2000-4.00	139
<a href="#">C4003-0003-1.58</a>	154	C4016-0375-4.00	121	C40-TOOLJAW	234	C50-1500	229
C4003-0004-1.49	154	C4016-0437-4.00	121	C5001-0750-1.75	139	C50-1500(ISO)	229
<a href="#">C4003-0006-1.61</a>	154	C4016-0500-4.00	121	C5001-1000-1.75	139	C5016-0250-4.00	123
<a href="#">C4003-0033-1.61</a>	154	C4016-0625-4.00	121	C5001-1250-1.75	139	C5016-0312-4.00	123
<a href="#">C4004-0002-2.36</a>	157	C4016-0750-4.00	121	C5001-1500-2.00	139	C5016-0375-4.00	123
<a href="#">C4004-0003-3.00</a>	157	C4016-1000-6.00	122	C5001-2000-2.00	139	C5016-0437-4.00	123
<a href="#">C4004-0004-3.54</a>	157	C4017-0008-4.00	43	C5001-22-60	140	C5016-0500-4.00	123
<a href="#">C4005-0562-3.98(C)</a>	161	C4017-0011-4.00	43	C5001-27-60	140	C5016-0500A-6.60	126
C4005-0562-4.47	161	C4017-0016-6.00	43	C5001-32-60	140	C5016-0625-4.00	123
C4005-0875-6.66	161	C4017-0020-4.00	43	C5001-40-60	140	C5016-0750-4.00	123
<a href="#">C4006-0125-2.36</a>	121	C4017-0025-4.00	43	<a href="#">C5002-1000-6.17</a>	213	C5016-1000-6.00	123
<a href="#">C4006-0187-2.50</a>	121	C4017-0032-5.00	43	<a href="#">C5002-1250-6.28</a>	213	C5016-1000A-4.50	126
<a href="#">C4006-0250-2.50</a>	121	C4017-0040-5.00	43	<a href="#">C5002-1500-6.60</a>	213	C5016-1250-6.00	124
<a href="#">C4006-0312-2.50</a>	121	C4017-0100-6.00	197	C5003-0003-1.58	154	C5016-1250A-4.50	126
<a href="#">C4006-0375-2.50</a>	121	C4017-1000-5.50	188	<a href="#">C5003-0004-1.49</a>	154	C5016-1500-7.00	124
<a href="#">C4006-0437-2.50</a>	121	C4026-0375-5.00	121	<a href="#">C5003-0006-1.61</a>	154	C5016-2000-8.00	124
<a href="#">C4006-0500-2.50</a>	121	C4026-0500-5.00	121	<a href="#">C5003-0033-1.61</a>	154	C5016-2000A-7.35	126
<a href="#">C4006-0625-3.00</a>	121	C4026-0625-5.50	121	<a href="#">C5004-0002-1.75</a>	157	C5016-2500A-7.35	126
<a href="#">C4006-0750-3.00</a>	121	C4026-0750-5.50	121	<a href="#">C5004-0003-1.75</a>	157	C5017-0016-6.00	44
<a href="#">C4006-0875-3.50</a>	122	C4027-0011-6.00	43	<a href="#">C5004-0004-3.00</a>	157	C5017-0020-4.00	44
<a href="#">C4006-1000-4.00</a>	122	C4027-0020-6.00	43	<a href="#">C5004-0005-4.13</a>	157	C5017-0025-4.00	44
<a href="#">C4006-10-2.50</a>	122	C4027-0025-6.00	43	<a href="#">C5005-0562-3.98(C)</a>	161	C5017-0032-6.00	44
C4006-10-2.50DIN	125	C40-4500	229	C5005-0562-5.02	161	C5017-0040-6.00	44
<a href="#">C4006-12-2.50</a>	122	C40-4500(H)	229	C5005-0875-5.39(C)	161	C5017-1000-5.50	188
C4006-12-2.50DIN	125	C4046-0250-9.00	121	C5005-0875-5.66	161	C5021-0750-6.00	139
<a href="#">C4006-1250-4.00</a>	122	C4046-0375-9.00	121	C5005-1375-7.72	161	C5021-1000-6.00	139
<a href="#">C4006-14-3.00</a>	122	C4046-0500-9.00	121	<a href="#">C5006-0250-2.50</a>	123	C5021-1250-6.00	139
C4006-14-3.00DIN	125	C4046-0625-9.00	121	<a href="#">C5006-0312-2.50</a>	123	C5021-1500-6.00	139
<a href="#">C4006-1500-4.50</a>	122	C4046-0750-9.00	121	<a href="#">C5006-0375-2.50</a>	123	C5026-0250-6.00	123
<a href="#">C4006-16-3.00</a>	122	C4047-0008-9.00	43	<a href="#">C5006-0437-2.50</a>	123	C5026-0312-6.00	123
C4006-16-3.00DIN	125	C4047-0016-9.00	43	<a href="#">C5006-0500-2.63</a>	123	C5026-0375-6.00	123
C4006-18-3.00DIN	125	C4047-0020-9.00	43	<a href="#">C5006-0625-3.00</a>	123	C5026-0375A-6.69	126



Index

Part Number	Page	Part Number	Page	Part Number	Page	Part Number	Page
C5026-0500-6.00	123	CAT40-C1.1/4SL-105U-IDU	104	CAT40-SF20-80CP	88	CAT50-C1.1/4-135UG	105
C5026-0625-6.00	123	CAT40-C1.1/4SL-120UG-IDU	105	CAT40-SF25-100	88	CAT50-C1.1/4-135U-IDU	104
C5026-0750-6.00	123	CAT40-C1.1/4SL-120U-IDU	104	CAT40-SF25-100CP	88	CAT50-C1.1/4-165U-IDU	104
C5026-0750A-6.50	126	CAT40-C1.1/4SLF-120U	105	CAT40-SF25-160	89	CAT50-C1.1/4-90U-IDU	104
C5026-1000-8.00	123	CAT40-C1-105UG-IDU	105	CAT40-SF25-160CP	89	CAT50-C1.1/4F-135U	105
C5026-1250-8.00	124	CAT40-C1-105U-IDU	104	CAT40-SF32-100	88	CAT50-C1-105UG-IDU	105
C5026-2000-10.00	124	CAT40-C1-85U-IDU	104	CAT40-SF6-160	89	CAT50-C1-105U-IDU	104
C5027-0016-8.00	44	CAT40-C1F-105U	105	CAT40-SF6-80	88	CAT50-C1-135UG	105
C5027-0020-6.00	44	CAT40-C1F-85U	105	CAT40-SF8-160	89	CAT50-C1-135U-IDU	104
C5027-0025-6.00	44	CAT40-C3/4-105UG-IDU	105	CAT40-SF8-160CP	89	CAT50-C1F-105U	105
C5027-0032-8.00	44	CAT40-C3/4-105U-IDU	104	CAT40-SF8-80	88	CAT50-C1F-135U	105
C5027-0040-8.00	44	CAT40-C3/4-120U-IDU	104	CAT40-SF8-80CP	88	CAT50-C2-125U-IDU	104
C5027-1000-7.50	188	CAT40-C3/4-70U-IDU	104	CAT40-SK10-120U	14	CAT50-C3/4-105UG	105
C5031-0750-8.00	139	CAT40-C3/4-85UG-IDU	105	CAT40-SK10-120UP	15	CAT50-C3/4-105U-IDU	104
C5031-1000-8.00	139	CAT40-C3/4-85U-IDU	104	CAT40-SK10-150U	14	CAT50-C3/4-135UG	105
C5031-1250-8.00	139	CAT40-C3/4F-105U	105	CAT40-SK10-150UP	15	CAT50-C3/4-135U-IDU	104
C5031-1500-8.00	139	CAT40-C3/4F-85U	105	CAT40-SK10-180U	14	CAT50-C3/4-165U-IDU	104
C5036-0250-8.00	123	CAT40-C32-105U-IDU	104	CAT40-SK10-90U	14	CAT50-C3/4F-105U	105
C5036-0375-8.00	123	CAT40-MMC12C-120U	77	CAT40-SK10-90UP	15	CAT50-C3/4F-135U	105
C5036-0500-8.00	123	CAT40-MMC12C-90U	77	CAT40-SK10F-120U	15	CAT50-C32-105U-IDU	104
C5036-0625-8.00	123	CAT40-MMC4-90U	77	CAT40-SK10F-150U	15	CAT50-C32-165U-IDU	104
C5036-0750-8.00	123	CAT40-MMC8C-120U	77	CAT40-SK10F-90U	15	CAT50-MMC12C-105U	77
C5037-0020-8.00	44	CAT40-MMC8C-120U-A	77	CAT40-SK16-120U	14	CAT50-MMC12C-135U	77
C5037-0025-8.00	44	CAT40-MMC8C-85U-A	77	CAT40-SK16-120UP	15	CAT50-MMC12C-165U	77
C5037-1000-10.00	188	CAT40-MMC8C-90U	77	CAT40-SK16-150U	14	CAT50-MMC4-105U	77
C50-4500	229	CAT40-NPU8-80U	151	CAT40-SK16-150UP	15	CAT50-MMC8C-105U	77
C50-4500(B)	229	CAT40-SF0250-3.15	88	CAT40-SK16-180U	14	CAT50-MMC8C-135U	77
C50-4500(H)	229	CAT40-SF0250-3.15CP	88	CAT40-SK16-60UP	15	CAT50-MMC8C-165U	77
C5057-0016-12.00	44	CAT40-SF0250-6.30	89	CAT40-SK16-90U	14	CAT50-NPU13-90U-IDU	151
C5057-0020-12.00	44	CAT40-SF0250-6.30CP	89	CAT40-SK16-90UP	15	CAT50-NPU8-80U	151
C5057-0032-12.00	44	CAT40-SF0375-3.15	88	CAT40-SK16F-120U	15	CAT50-SF0125-6.30	91
C5057-0040-12.00	44	CAT40-SF0375-3.15CP	88	CAT40-SK16F-150U	15	CAT50-SF0250-3.15	90
C50-6000	229	CAT40-SF0375-6.30	89	CAT40-SK16F-60U	15	CAT50-SF0250-3.15CP	90
C50-6000(H)	229	CAT40-SF0375-6.30CP	89	CAT40-SK16F-90U	15	CAT50-SF0250-6.30	91
C5066-0500-15.00	123	CAT40-SF0500-3.15	88	CAT40-SK20-120U	14	CAT50-SF0250-6.30CP	91
C5066-0750-15.00	123	CAT40-SF0500-3.15CP	88	CAT40-SK20-120UP-IDU	15	CAT50-SF0375-3.15	90
C5066-1000-15.00	123	CAT40-SF0500-6.30	89	CAT40-SK20-150U-IDU	14	CAT50-SF0375-3.15CP	90
C5066-1250-15.00	124	CAT40-SF0500-6.30CP	89	CAT40-SK20-180U-IDU	14	CAT50-SF0375-6.30	91
C50-9000	229	CAT40-SF0625-3.15	88	CAT40-SK20-65U-IDU	14	CAT50-SF0375-6.30CP	91
C50-9000(H)	229	CAT40-SF0625-3.15CP	88	CAT40-SK20-65UP-IDU	15	CAT50-SF0500-3.15	90
C50F1-2500-2.95	140	CAT40-SF0625-6.30	89	CAT40-SK20-90U	14	CAT50-SF0500-3.15CP	90
C50-JAW	234	CAT40-SF0625-6.30CP	89	CAT40-SK20-90UP-IDU	15	CAT50-SF0500-6.30	91
C50-KEY	234	CAT40-SF0750-3.15	88	CAT40-SK25-90U	14	CAT50-SF0500-6.30CP	91
C50-MAKINO	229	CAT40-SF0750-3.15CP	88	CAT40-SK25-120U	14	CAT50-SF0625-3.15	90
C50-OKUMA(OH)	229	CAT40-SF0750-6.30	89	CAT40-SK25-120UP	15	CAT50-SF0625-3.15CP	90
<a href="#">C50R5-0562-2.87(C)</a>	162	CAT40-SF0750-6.30CP	89	CAT40-SK25-90UP	15	CAT50-SF0625-6.30	91
<a href="#">C50R5-0562-3.02</a>	162	CAT40-SF1000-3.94	88	CAT40-SK25F-90U	15	CAT50-SF0625-6.30CP	91
<a href="#">C50R5-0875-3.50(C)</a>	162	CAT40-SF1000-3.94CP	88	CAT40-SK25F-120U	15	CAT50-SF0750-3.15	90
<a href="#">C50R5-0875-3.91</a>	162	CAT40-SF1000-6.30	89	CAT40-SK6-120U	14	CAT50-SF0750-3.15CP	90
<a href="#">C50R5-1375-5.00(C)</a>	162	CAT40-SF1000-6.30CP	89	CAT40-SK6-120UP	15	CAT50-SF0750-6.30	91
<a href="#">C50S5-0562-2.93</a>	161	CAT40-SF10-160	89	CAT40-SK6-150U	14	CAT50-SF0750-6.30CP	91
<a href="#">C50S5-0875-3.90</a>	161	CAT40-SF10-160CP	89	CAT40-SK6-150UP	15	CAT50-SF1000-3.94	90
<a href="#">C50S5-1375-5.75</a>	161	CAT40-SF10-80	88	CAT40-SK6-90U	14	CAT50-SF1000-3.94CP	90
<a href="#">C50S6-0750-1.75</a>	123	CAT40-SF10-80CP	88	CAT40-SK6-90UP	15	CAT50-SF1000-6.30	91
<a href="#">C50S6-1000-2.00</a>	123	CAT40-SF12-160	89	CAT40-SK6F-120U	15	CAT50-SF1000-6.30CP	91
<a href="#">C50S6-1250-2.00</a>	124	CAT40-SF12-160CP	89	CAT40-SK6F-150U	15	CAT50-SF10-160	91
<a href="#">C50S6-1500-2.25</a>	124	CAT40-SF12-80	88	CAT40-SK6F-90U	15	CAT50-SF10-160CP	91
<a href="#">C50S6-2000-3.63</a>	124	CAT40-SF12-80CP	88	CAT40-VC13-120U	66	CAT50-SF10-80	90
<a href="#">C50S7-0040-1.10</a>	44	CAT40-SF16-160	89	CAT40-VC13-60U	66	CAT50-SF10-80CP	90
<a href="#">C50-STD</a>	229	CAT40-SF16-160CP	89	CAT40-VC13-90U	66	CAT50-SF12-160	91
<a href="#">C50-STD(B)</a>	229	CAT40-SF16-80	88	CAT40-VC6-120U	66	CAT50-SF12-160CP	91
<a href="#">C50-TESTBAR-14.0</a>	239	CAT40-SF16-80CP	88	CAT40-VC6-60U	66	CAT50-SF1250-3.94	90
<a href="#">C50-TOOLJAW</a>	234	CAT40-SF20-160	89	CAT40-VC6-90U	66	CAT50-SF1250-3.94CP	90
<a href="#">CAT40-C1.1/4-85U-IDU</a>	104	CAT40-SF20-160CP	89	CAT50-C1.1/4-105UG-IDU	105	CAT50-SF1250-6.30	91
<a href="#">CAT40-C1.1/4SL-105UG-IDU</a>	105	CAT40-SF20-80	88	CAT50-C1.1/4-105U-IDU	104	CAT50-SF1250-6.30CP	91



Part Number	Page	Part Number	Page	Part Number	Page	Part Number	Page
CAT50-SF12-80	90	CCK1.1/4-3/16	116	CCK32-9/16	116	CKFN25(1)-6	115
CAT50-SF12-80CP	90	<a href="#">CCK1.1/4-3/4</a>	116	<a href="#">CCK120</a>	115	CKFN25(1)-6C	115
CAT50-SF16-160	91	<a href="#">CCK1.1/4-3/8</a>	116	<a href="#">CCK125</a>	115	CKFN25(1)-7/16	115
CAT50-SF16-160CP	91	<a href="#">CCK1.1/4-5/16</a>	116	<a href="#">CCK132</a>	116	CKFN25(1)-7/16C	115
CAT50-SF16-80	90	<a href="#">CCK1.1/4-5/8</a>	116	<a href="#">CCK150</a>	116	CKFN25(1)-7/8	115
CAT50-SF16-80CP	90	CCK1.1/4-6	116	<a href="#">CKFN20(3/4)-1/2</a>	115	CKFN25(1)-7/8C	115
CAT50-SF20-160	91	CCK1.1/4-7/16	116	<a href="#">CKFN20(3/4)-1/2C</a>	115	CKFN25(1)-8	115
CAT50-SF20-160CP	91	<a href="#">CCK1.1/4-7/8</a>	116	CKFN20(3/4)-1/4	115	CKFN25(1)-8C	115
CAT50-SF20-80	90	CCK1.1/4-8	116	CKFN20(3/4)-1/4C	115	CKFN32(1.1/4)-1	116
CAT50-SF20-80CP	90	<a href="#">CCK1.1/4-9/16</a>	116	CKFN20(3/4)-1/8	115	<a href="#">CKFN32(1.1/4)-1/2</a>	116
CAT50-SF25-100	90	<a href="#">CCK1-1/2</a>	115	CKFN20(3/4)-1/8C	115	<a href="#">CKFN32(1.1/4)-1/2C</a>	116
CAT50-SF25-100CP	90	<a href="#">CCK1-1/4</a>	115	CKFN20(3/4)-10	115	CKFN32(1.1/4)-1/4	116
CAT50-SF25-160	91	<a href="#">CCK1-1/8</a>	115	CKFN20(3/4)-10C	115	CKFN32(1.1/4)-1/4C	116
CAT50-SF25-160CP	91	CCK1-10	115	CKFN20(3/4)-12	115	CKFN32(1.1/4)-10	116
CAT50-SF32-100	90	CCK1-12	115	CKFN20(3/4)-12C	115	CKFN32(1.1/4)-10C	116
CAT50-SF32-100CP	90	CCK1-14	115	CKFN20(3/4)-14	115	CKFN32(1.1/4)-12	116
CAT50-SF3-80	90	<a href="#">CCK1-16</a>	115	CKFN20(3/4)-14C	115	CKFN32(1.1/4)-12C	116
CAT50-SF6-160	91	CCK1-18	115	CKFN20(3/4)-16	115	CKFN32(1.1/4)-14	116
CAT50-SF6-80	90	CCK1-20	115	CKFN20(3/4)-16C	115	CKFN32(1.1/4)-14C	116
CAT50-SF8-160	91	<a href="#">CCK1-3/16</a>	115	CKFN20(3/4)-3/16	115	CKFN32(1.1/4)-16	116
CAT50-SF8-160CP	91	<a href="#">CCK1-3/4</a>	115	CKFN20(3/4)-3/16C	115	CKFN32(1.1/4)-16C	116
CAT50-SF8-80	90	<a href="#">CCK1-3/8</a>	115	<a href="#">CKFN20(3/4)-3/8</a>	115	<a href="#">CKFN32(1.1/4)-1C</a>	116
CAT50-SF8-80CP	90	<a href="#">CCK1-5/16</a>	115	CKFN20(3/4)-3/8C	115	CKFN32(1.1/4)-20	116
CAT50-SK10-105U	14	<a href="#">CCK1-5/8</a>	115	CKFN20(3/4)-5/16	115	<a href="#">CKFN32(1.1/4)-20C</a>	116
CAT50-SK10-105UP	15	CCK1-6	115	CKFN20(3/4)-5/16C	115	CKFN32(1.1/4)-25	116
CAT50-SK10-165U	14	<a href="#">CCK1-7/16</a>	115	CKFN20(3/4)-5/8	115	<a href="#">CKFN32(1.1/4)-25C</a>	116
CAT50-SK10-165UP	15	<a href="#">CCK1-7/8</a>	115	CKFN20(3/4)-5/8C	115	CKFN32(1.1/4)-3/16	116
CAT50-SK10-195U	14	CCK1-8	115	<a href="#">CKFN20(3/4)-6</a>	115	CKFN32(1.1/4)-3/16C	116
CAT50-SK10-195UP	15	<a href="#">CCK2-1</a>	116	<a href="#">CKFN20(3/4)-6C</a>	115	<a href="#">CKFN32(1.1/4)-3/4</a>	116
CAT50-SK10-225U	14	<a href="#">CCK2-1.1/2</a>	116	CKFN20(3/4)-7	115	<a href="#">CKFN32(1.1/4)-3/4C</a>	116
CAT50-SK16-105U	14	<a href="#">CCK2-1.1/4</a>	116	CKFN20(3/4)-7/16	115	CKFN32(1.1/4)-3/8	116
CAT50-SK16-105UP	15	<a href="#">CCK3/4-1/2</a>	115	CKFN20(3/4)-7/16C	115	CKFN32(1.1/4)-3/8C	116
CAT50-SK16-165U	14	<a href="#">CCK3/4-1/4</a>	115	CKFN20(3/4)-7C	115	CKFN32(1.1/4)-5/16	116
CAT50-SK16-165UP	15	<a href="#">CCK3/4-1/8</a>	115	CKFN20(3/4)-8	115	CKFN32(1.1/4)-5/16C	116
CAT50-SK16-195U	14	<a href="#">CCK3/4-10</a>	115	<a href="#">CKFN20(3/4)-8C</a>	115	CKFN32(1.1/4)-5/8	116
CAT50-SK16-195UP	15	<a href="#">CCK3/4-12</a>	115	CKFN20(3/4)-9/16	115	CKFN32(1.1/4)-5/8C	116
CAT50-SK20-105U-IDU	14	<a href="#">CCK3/4-14</a>	115	CKFN20(3/4)-9/16C	115	CKFN32(1.1/4)-6	116
CAT50-SK20-165U	14	<a href="#">CCK3/4-16</a>	115	<a href="#">CCK25(1)-1/2</a>	115	CKFN32(1.1/4)-6C	116
CAT50-SK20-195U-IDU	14	<a href="#">CCK3/4-3/16</a>	115	CKFN25(1)-1/2C	115	CKFN32(1.1/4)-7/16	116
CAT50-SK25-105U	14	<a href="#">CCK3/4-3/8</a>	115	CKFN25(1)-1/4	115	CKFN32(1.1/4)-7/16C	116
CAT50-SK25-105UP	15	<a href="#">CCK3/4-5/16</a>	115	CKFN25(1)-1/4C	115	CKFN32(1.1/4)-7/8	116
CAT50-SK25-165U	14	<a href="#">CCK3/4-5/8</a>	115	CKFN25(1)-1/8	115	CKFN32(1.1/4)-7/8C	116
CAT50-SK25-165UP	15	CCK3/4-6	115	CKFN25(1)-1/8C	115	CKFN32(1.1/4)-8	116
CAT50-SK25-195U	14	CCK3/4-7	115	CKFN25(1)-10	115	CKFN32(1.1/4)-8C	116
CAT50-SK25-195UP	15	<a href="#">CCK3/4-7/16</a>	115	CKFN25(1)-10C	115	CKFN32(1.1/4)-9/16	116
CAT50-SK6-105U	14	CCK3/4-8	115	CKFN25(1)-12	115	CKFN32(1.1/4)-9/16C	116
CAT50-SK6-105UP	15	<a href="#">CCK3/4-9/16</a>	115	CKFN25(1)-12C	115	CKFN50(2)-1	116
CAT50-SK6-165U	14	CCK32-1	116	CKFN25(1)-14	115	CKFN50(2)-1.1/2	116
CAT50-SK6-165UP	15	<a href="#">CCK32-1/2</a>	116	CKFN25(1)-14C	115	CKFN50(2)-1.1/2C	116
CAT50-SK6-195U	14	<a href="#">CCK32-1/4</a>	116	<a href="#">CKFN25(1)-16</a>	115	CKFN50(2)-1.1/4	116
CAT50-VC13-105U	66	CCK32-10	116	CKFN25(1)-16C	115	CKFN50(2)-1.1/4C	116
CAT50-VC13-135U	66	CCK32-12	116	CKFN25(1)-18	115	CKFN50(2)-1C	116
CAT50-VC13-165U	66	CCK32-14	116	CKFN25(1)-18C	115	<a href="#">CRE-2/1</a>	180
CAT50-VC6-105U	66	CCK32-16	116	CKFN25(1)-20	115	CRE-3/2	180
CAT50-VC6-135U	66	CCK32-20	116	CKFN25(1)-20C	115	D1.1/2-NPU13-6.35	152
CAT50-VC6-165U	66	CCK32-25	116	CKFN25(1)-3/16	115	D1.1/4-NPU13-6.23	152
<a href="#">CCK1.1/4-1</a>	116	<a href="#">CCK32-3/16</a>	116	CKFN25(1)-3/16C	115	D43GUX-NK1010	241
<a href="#">CCK1.1/4-1/2</a>	116	CCK32-3/4	116	<a href="#">CKFN25(1)-3/4</a>	115	D43GUX-NK5050	241
<a href="#">CCK1.1/4-1/4</a>	116	<a href="#">CCK32-3/8</a>	116	<a href="#">CKFN25(1)-3/4C</a>	115	E11-002	52
CCK1.1/4-10	116	<a href="#">CCK32-5/16</a>	116	CKFN25(1)-3/8	115	E11-003	52
CCK1.1/4-12	116	<a href="#">CCK32-5/8</a>	116	CKFN25(1)-3/8C	115	E11-004	52
CCK1.1/4-14	116	CCK32-6	116	CKFN25(1)-5/16	115	E11-005	52
<a href="#">CCK1.1/4-16</a>	116	<a href="#">CCK32-7/16</a>	116	CKFN25(1)-5/16C	115	E11-006	52
<a href="#">CCK1.1/4-20</a>	116	<a href="#">CCK32-7/8</a>	116	CKFN25(1)-5/8	115	E11-00Z	52
<a href="#">CCK1.1/4-25</a>	116	CCK32-8	116	CKFN25(1)-5/8C	115	E11-008	52

Index

Part Number	Page	Part Number	Page	Part Number	Page	Part Number	Page
<a href="#">F11-009</a>	52	<a href="#">F16-019(C)</a>	53	<a href="#">E20-016</a>	54	<a href="#">E25-004</a>	55
<a href="#">F11-010</a>	52	<a href="#">F16-020</a>	53	<a href="#">E20-016(C)</a>	54	<a href="#">E25-006</a>	55
<a href="#">F11-011</a>	52	<a href="#">F16-020(C)</a>	53	<a href="#">E20-017(C)</a>	54	<a href="#">E25-008</a>	55
<a href="#">F11-012</a>	52	<a href="#">F16-021(C)</a>	53	<a href="#">E20-018</a>	54	<a href="#">E25-010</a>	55
<a href="#">F11-012(C)</a>	52	<a href="#">F16-022</a>	53	<a href="#">E20-018(C)</a>	54	<a href="#">E25-012</a>	55
<a href="#">F11-013</a>	52	<a href="#">F16-022(C)</a>	53	<a href="#">E20-019(C)</a>	54	<a href="#">E25-014</a>	55
<a href="#">E11-013(C)</a>	52	<a href="#">E16-023(C)</a>	53	<a href="#">E20-020</a>	54	<a href="#">E25-014(C)</a>	55
<a href="#">F11-014</a>	52	<a href="#">F16-024</a>	53	<a href="#">E20-020(C)</a>	54	<a href="#">E25-015(C)</a>	55
<a href="#">F11-014(C)</a>	52	<a href="#">F16-024(C)</a>	53	<a href="#">E20-021(C)</a>	54	<a href="#">E25-016</a>	55
<a href="#">F11-015</a>	52	<a href="#">F16-025(C)</a>	53	<a href="#">E20-022</a>	54	<a href="#">E25-016(C)</a>	55
<a href="#">F11-015(C)</a>	52	<a href="#">F16-026</a>	53	<a href="#">E20-022(C)</a>	54	<a href="#">E25-017(C)</a>	55
<a href="#">E11-016</a>	52	<a href="#">E16-026(C)</a>	53	<a href="#">E20-023(C)</a>	54	<a href="#">E25-018</a>	55
<a href="#">F11-016(C)</a>	52	<a href="#">F16-039</a>	53	<a href="#">E20-024</a>	54	<a href="#">E25-018(C)</a>	55
<a href="#">E11-017</a>	52	<a href="#">E16-059</a>	53	<a href="#">E20-024(C)</a>	54	<a href="#">E25-019(C)</a>	55
<a href="#">F11-017(C)</a>	52	<a href="#">F16-078</a>	53	<a href="#">E20-025(C)</a>	54	<a href="#">E25-020</a>	55
<a href="#">F11-039</a>	52	<a href="#">F16-098</a>	53	<a href="#">E20-026</a>	54	<a href="#">E25-020(C)</a>	55
<a href="#">F11-059</a>	52	<a href="#">E16-118</a>	53	<a href="#">E20-026(C)</a>	54	<a href="#">E25-021(C)</a>	55
<a href="#">F11-078</a>	52	<a href="#">F16-137</a>	53	<a href="#">E20-027(C)</a>	54	<a href="#">E25-022</a>	55
<a href="#">E11-098</a>	52	<a href="#">E16-157</a>	53	<a href="#">E20-028</a>	54	<a href="#">E25-022(C)</a>	55
<a href="#">F11-118</a>	52	<a href="#">F16-157(C)</a>	53	<a href="#">E20-028(C)</a>	54	<a href="#">E25-023(C)</a>	55
<a href="#">F11-137</a>	52	<a href="#">E16-177</a>	53	<a href="#">E20-029(C)</a>	54	<a href="#">E25-024</a>	55
<a href="#">E11-157</a>	52	<a href="#">E16-177(C)</a>	53	<a href="#">E20-030</a>	54	<a href="#">E25-024(C)</a>	55
<a href="#">F11-157(C)</a>	52	<a href="#">F16-196</a>	53	<a href="#">E20-030(C)</a>	54	<a href="#">E25-025(C)</a>	55
<a href="#">F11-177</a>	52	<a href="#">E16-196(C)</a>	53	<a href="#">E20-031(C)</a>	54	<a href="#">E25-026</a>	55
<a href="#">F11-177(C)</a>	52	<a href="#">F16-216</a>	53	<a href="#">E20-032</a>	54	<a href="#">E25-026(C)</a>	55
<a href="#">E11-196</a>	52	<a href="#">E16-216(C)</a>	53	<a href="#">E20-032(C)</a>	54	<a href="#">E25-027(C)</a>	55
<a href="#">F11-196(C)</a>	52	<a href="#">F16-236</a>	53	<a href="#">E20-078</a>	54	<a href="#">E25-028</a>	55
<a href="#">F11-216</a>	52	<a href="#">E16-236(C)</a>	53	<a href="#">E20-118</a>	54	<a href="#">E25-028(C)</a>	55
<a href="#">F11-216(C)</a>	52	<a href="#">E16-255</a>	53	<a href="#">E20-137</a>	54	<a href="#">E25-029(C)</a>	55
<a href="#">F11-236</a>	52	<a href="#">F16-255(C)</a>	53	<a href="#">E20-157</a>	54	<a href="#">E25-030</a>	55
<a href="#">F11-236(C)</a>	52	<a href="#">E16-275</a>	53	<a href="#">E20-196</a>	54	<a href="#">E25-030(C)</a>	55
<a href="#">F11-255</a>	52	<a href="#">F16-275(C)</a>	53	<a href="#">E20-196(C)</a>	54	<a href="#">E25-031(C)</a>	55
<a href="#">E11-255(C)</a>	52	<a href="#">E16-295</a>	53	<a href="#">E20-216(C)</a>	54	<a href="#">E25-032</a>	55
<a href="#">F11-275</a>	52	<a href="#">F16-295(C)</a>	53	<a href="#">E20-236</a>	54	<a href="#">E25-032(C)</a>	55
<a href="#">F11-275(C)</a>	52	<a href="#">F16-314</a>	53	<a href="#">E20-236(C)</a>	54	<a href="#">E25-033(C)</a>	55
<a href="#">E11-EXT-500</a>	49	<a href="#">E16-314(C)</a>	53	<a href="#">E20-255(C)</a>	54	<a href="#">E25-034</a>	55
<a href="#">E11-EXT-625</a>	49	<a href="#">F16-334</a>	53	<a href="#">E20-275</a>	54	<a href="#">E25-034(C)</a>	55
<a href="#">E11-EXT-750</a>	49	<a href="#">E16-334(C)</a>	53	<a href="#">E20-275(C)</a>	54	<a href="#">E25-035(C)</a>	55
<a href="#">F11-NUIT</a>	60	<a href="#">F16-354</a>	53	<a href="#">E20-295(C)</a>	54	<a href="#">E25-036</a>	55
<a href="#">E11-SET-06(C)</a>	52	<a href="#">E16-354(C)</a>	53	<a href="#">E20-314</a>	54	<a href="#">E25-036(C)</a>	55
<a href="#">E11-SET-07(C)-MM</a>	52	<a href="#">F16-374</a>	53	<a href="#">E20-314(C)</a>	54	<a href="#">E25-037(C)</a>	55
<a href="#">E11-SET-12-MM</a>	52	<a href="#">F16-374(C)</a>	53	<a href="#">E20-334(C)</a>	54	<a href="#">E25-038</a>	55
<a href="#">E11-SET-14</a>	52	<a href="#">E16-393</a>	53	<a href="#">E20-354</a>	54	<a href="#">E25-038(C)</a>	55
<a href="#">F16-002</a>	53	<a href="#">F16-393(C)</a>	53	<a href="#">E20-354(C)</a>	54	<a href="#">E25-039(C)</a>	55
<a href="#">E16-004</a>	53	<a href="#">E16-EXT-100</a>	49	<a href="#">E20-374(C)</a>	54	<a href="#">E25-040</a>	55
<a href="#">E16-006</a>	53	<a href="#">E16-EXT-625</a>	49	<a href="#">E20-393</a>	54	<a href="#">E25-040(C)</a>	55
<a href="#">F16-006(C)</a>	53	<a href="#">E16-EXT-750</a>	49	<a href="#">E20-393(C)</a>	54	<a href="#">E25-078</a>	55
<a href="#">F16-007(C)</a>	53	<a href="#">E16-NUIT</a>	60	<a href="#">E20-413(C)</a>	54	<a href="#">E25-118</a>	55
<a href="#">F16-008</a>	53	<a href="#">E16-SET-09-MM</a>	53	<a href="#">E20-433</a>	54	<a href="#">E25-137</a>	55
<a href="#">F16-008(C)</a>	53	<a href="#">E16-SET-11(C)</a>	53	<a href="#">E20-433(C)</a>	54	<a href="#">E25-157</a>	55
<a href="#">F16-009(C)</a>	53	<a href="#">E16-SET-12</a>	53	<a href="#">E20-452</a>	54	<a href="#">E25-196</a>	55
<a href="#">E16-010</a>	53	<a href="#">E16-SET-13(C)-MM</a>	53	<a href="#">E20-452(C)</a>	54	<a href="#">E25-236</a>	55
<a href="#">F16-010(C)</a>	53	<a href="#">E16-SET-15(C)</a>	53	<a href="#">E20-472</a>	54	<a href="#">E25-236(C)</a>	55
<a href="#">F16-011(C)</a>	53	<a href="#">E20-004</a>	54	<a href="#">E20-472(C)</a>	54	<a href="#">E25-255(C)</a>	55
<a href="#">E16-012</a>	53	<a href="#">E20-006</a>	54	<a href="#">E20-492(C)</a>	54	<a href="#">E25-275</a>	55
<a href="#">F16-012(C)</a>	53	<a href="#">E20-008</a>	54	<a href="#">E20-511</a>	54	<a href="#">E25-275(C)</a>	55
<a href="#">E16-013(C)</a>	53	<a href="#">E20-010</a>	54	<a href="#">E20-511(C)</a>	54	<a href="#">E25-295(C)</a>	55
<a href="#">F16-014</a>	53	<a href="#">E20-010(C)</a>	54	<a href="#">E20-EXT-100</a>	49	<a href="#">E25-314</a>	55
<a href="#">E16-014(C)</a>	53	<a href="#">E20-011(C)</a>	54	<a href="#">E20-EXT-125</a>	49	<a href="#">E25-314(C)</a>	55
<a href="#">F16-015(C)</a>	53	<a href="#">E20-012</a>	54	<a href="#">E20-EXT-750</a>	49	<a href="#">E25-334(C)</a>	55
<a href="#">F16-016</a>	53	<a href="#">E20-012(C)</a>	54	<a href="#">E20-NUIT</a>	60	<a href="#">E25-354</a>	55
<a href="#">F16-016(C)</a>	53	<a href="#">E20-013(C)</a>	54	<a href="#">E20-SET-11-MM</a>	54	<a href="#">E25-354(C)</a>	55
<a href="#">F16-017(C)</a>	53	<a href="#">E20-014</a>	54	<a href="#">E20-SET-12(C)</a>	54	<a href="#">E25-374(C)</a>	55
<a href="#">E16-018</a>	53	<a href="#">E20-014(C)</a>	54	<a href="#">E20-SET-15</a>	54	<a href="#">E25-393</a>	55
<a href="#">F16-018(C)</a>	53	<a href="#">E20-015(C)</a>	54	<a href="#">E20-SET-17(C)-MM</a>	54	<a href="#">E25-393(C)</a>	55

Part Number	Page	Part Number	Page	Part Number	Page	Part Number	Page
<a href="#">E25-413(C)</a>	55	<a href="#">E32-038(C)</a>	56	<a href="#">E32-SET-17(C)</a>	56	<a href="#">E40-610(C)</a>	57
<a href="#">E25-433</a>	55	<a href="#">E32-039(C)</a>	56	<a href="#">E32-SET-18-MM</a>	56	<a href="#">E40-629</a>	57
<a href="#">E25-433(C)</a>	55	<a href="#">E32-040</a>	56	<a href="#">E32-SET-21</a>	56	<a href="#">E40-629(C)</a>	57
<a href="#">E25-452</a>	55	<a href="#">E32-040(C)</a>	56	<a href="#">E32-SET-21(C)-MM</a>	56	<a href="#">E40-649(C)</a>	57
<a href="#">E25-452(C)</a>	55	<a href="#">E32-041(C)</a>	56	<a href="#">E40-010</a>	57	<a href="#">E40-669</a>	57
<a href="#">E25-472</a>	55	<a href="#">E32-042</a>	56	<a href="#">E40-012</a>	57	<a href="#">E40-669(C)</a>	57
<a href="#">E25-472(C)</a>	55	<a href="#">E32-042(C)</a>	56	<a href="#">E40-014</a>	57	<a href="#">E40-688(C)</a>	57
<a href="#">E25-492(C)</a>	55	<a href="#">E32-043(C)</a>	56	<a href="#">E40-016</a>	57	<a href="#">E40-708</a>	57
<a href="#">E25-511</a>	55	<a href="#">E32-044</a>	56	<a href="#">E40-018</a>	57	<a href="#">E40-708(C)</a>	57
<a href="#">E25-511(C)</a>	55	<a href="#">E32-044(C)</a>	56	<a href="#">E40-020</a>	57	<a href="#">E40-728(C)</a>	57
<a href="#">E25-531(C)</a>	55	<a href="#">E32-045(C)</a>	56	<a href="#">E40-020(C)</a>	57	<a href="#">E40-748</a>	57
<a href="#">E25-551</a>	55	<a href="#">E32-046</a>	56	<a href="#">E40-022</a>	57	<a href="#">E40-748(C)</a>	57
<a href="#">E25-551(C)</a>	55	<a href="#">E32-046(C)</a>	56	<a href="#">E40-024</a>	57	<a href="#">E40-767</a>	57
<a href="#">E25-570(C)</a>	55	<a href="#">E32-047(C)</a>	56	<a href="#">E40-024(C)</a>	57	<a href="#">E40-767(C)</a>	57
<a href="#">E25-590</a>	55	<a href="#">E32-048</a>	56	<a href="#">E40-026</a>	57	<a href="#">E40-787</a>	57
<a href="#">E25-590(C)</a>	55	<a href="#">E32-048(C)</a>	56	<a href="#">E40-028</a>	57	<a href="#">E40-787(C)</a>	57
<a href="#">E25-610(C)</a>	55	<a href="#">E32-049(C)</a>	56	<a href="#">E40-028(C)</a>	57	<a href="#">E40-807(C)</a>	57
<a href="#">E25-629</a>	55	<a href="#">E32-050</a>	56	<a href="#">E40-030</a>	57	<a href="#">E40-826</a>	57
<a href="#">E25-629(C)</a>	55	<a href="#">E32-050(C)</a>	56	<a href="#">E40-032</a>	57	<a href="#">E40-826(C)</a>	57
<a href="#">E25-EXT-100</a>	49	<a href="#">E32-118</a>	56	<a href="#">E40-032(C)</a>	57	<a href="#">E40-846(C)</a>	57
<a href="#">E25-EXT-125</a>	49	<a href="#">E32-137</a>	56	<a href="#">E40-034</a>	57	<a href="#">E40-866</a>	57
<a href="#">E25-EXT-750</a>	49	<a href="#">E32-157</a>	56	<a href="#">E40-036</a>	57	<a href="#">E40-866(C)</a>	57
<a href="#">E25-NIIT</a>	60	<a href="#">E32-196</a>	56	<a href="#">E40-036(C)</a>	57	<a href="#">E40-885(C)</a>	57
<a href="#">E25-SET-13(C)</a>	55	<a href="#">E32-236</a>	56	<a href="#">E40-038</a>	57	<a href="#">E40-905</a>	57
<a href="#">E25-SET-14-MM</a>	55	<a href="#">E32-275</a>	56	<a href="#">E40-040</a>	57	<a href="#">E40-905(C)</a>	57
<a href="#">E25-SET-19</a>	55	<a href="#">E32-314</a>	56	<a href="#">E40-040(C)</a>	57	<a href="#">E40-925(C)</a>	57
<a href="#">E25-SET-21(C)-MM</a>	55	<a href="#">E32-354</a>	56	<a href="#">E40-042</a>	57	<a href="#">E40-944</a>	57
<a href="#">E32-008</a>	56	<a href="#">E32-393</a>	56	<a href="#">E40-044</a>	57	<a href="#">E40-944(C)</a>	57
<a href="#">E32-010</a>	56	<a href="#">E32-393(C)</a>	56	<a href="#">E40-046</a>	57	<a href="#">E40-964(C)</a>	57
<a href="#">E32-012</a>	56	<a href="#">E32-413(C)</a>	56	<a href="#">E40-048</a>	57	<a href="#">E40-984</a>	57
<a href="#">E32-014</a>	56	<a href="#">E32-433</a>	56	<a href="#">E40-050</a>	57	<a href="#">E40-984(C)</a>	57
<a href="#">E32-016</a>	56	<a href="#">E32-433(C)</a>	56	<a href="#">E40-052</a>	57	<a href="#">E40-NIIT</a>	60
<a href="#">E32-016(C)</a>	56	<a href="#">E32-452</a>	56	<a href="#">E40-054</a>	57	<a href="#">E40-NIIT-ST</a>	60
<a href="#">E32-017(C)</a>	56	<a href="#">E32-452(C)</a>	56	<a href="#">E40-056</a>	57	<a href="#">E40-SET-23-MM</a>	57
<a href="#">E32-018</a>	56	<a href="#">E32-472</a>	56	<a href="#">E40-058</a>	57	<a href="#">E40-SET-25</a>	57
<a href="#">E32-018(C)</a>	56	<a href="#">E32-472(C)</a>	56	<a href="#">E40-060</a>	57	<a href="#">E40-SET-33(C)-MM</a>	57
<a href="#">E32-019(C)</a>	56	<a href="#">E32-492(C)</a>	56	<a href="#">E40-062</a>	57	<a href="#">ER11-3</a>	61
<a href="#">E32-020</a>	56	<a href="#">E32-511</a>	56	<a href="#">E40-064</a>	57	<a href="#">ER11-3 (C)</a>	61
<a href="#">E32-020(C)</a>	56	<a href="#">E32-511(C)</a>	56	<a href="#">E40-1003(C)</a>	57	<a href="#">ER16-3</a>	61
<a href="#">E32-021(C)</a>	56	<a href="#">E32-531(C)</a>	56	<a href="#">E40-1023</a>	57	<a href="#">ER16-3 (C)</a>	61
<a href="#">E32-022</a>	56	<a href="#">E32-551</a>	56	<a href="#">E40-1023(C)</a>	57	<a href="#">ER20-3</a>	61
<a href="#">E32-022(C)</a>	56	<a href="#">E32-551(C)</a>	56	<a href="#">E40-157</a>	57	<a href="#">ER20-3 (C)</a>	61
<a href="#">E32-023(C)</a>	56	<a href="#">E32-570(C)</a>	56	<a href="#">E40-196</a>	57	<a href="#">ER25-3</a>	61
<a href="#">E32-024</a>	56	<a href="#">E32-590</a>	56	<a href="#">E40-236</a>	57	<a href="#">ER25-3 (C)</a>	61
<a href="#">E32-024(C)</a>	56	<a href="#">E32-590(C)</a>	56	<a href="#">E40-275</a>	57	<a href="#">ER32-3</a>	61
<a href="#">E32-025(C)</a>	56	<a href="#">E32-610(C)</a>	56	<a href="#">E40-314</a>	57	<a href="#">ER32-3 (C)</a>	61
<a href="#">E32-026</a>	56	<a href="#">E32-629</a>	56	<a href="#">E40-354</a>	57	<a href="#">ER40-3</a>	61
<a href="#">E32-026(C)</a>	56	<a href="#">E32-629(C)</a>	56	<a href="#">E40-393</a>	57	<a href="#">ER40-3 (C)</a>	61
<a href="#">E32-027(C)</a>	56	<a href="#">E32-649(C)</a>	56	<a href="#">E40-393(C)</a>	57	<a href="#">ER8-039</a>	52
<a href="#">E32-028</a>	56	<a href="#">E32-669</a>	56	<a href="#">E40-413(C)</a>	57	<a href="#">ER8-059</a>	52
<a href="#">E32-028(C)</a>	56	<a href="#">E32-669(C)</a>	56	<a href="#">E40-433</a>	57	<a href="#">ER8-078</a>	52
<a href="#">E32-029(C)</a>	56	<a href="#">E32-688(C)</a>	56	<a href="#">E40-433(C)</a>	57	<a href="#">ER8-098</a>	52
<a href="#">E32-030</a>	56	<a href="#">E32-708</a>	56	<a href="#">E40-452</a>	57	<a href="#">ER8-118</a>	52
<a href="#">E32-030(C)</a>	56	<a href="#">E32-708(C)</a>	56	<a href="#">E40-452(C)</a>	57	<a href="#">ER8-137</a>	52
<a href="#">E32-031(C)</a>	56	<a href="#">E32-728(C)</a>	56	<a href="#">E40-472</a>	57	<a href="#">ER8-157</a>	52
<a href="#">E32-032</a>	56	<a href="#">E32-748</a>	56	<a href="#">E40-472(C)</a>	57	<a href="#">ER8-177</a>	52
<a href="#">E32-032(C)</a>	56	<a href="#">E32-748(C)</a>	56	<a href="#">E40-492(C)</a>	57	<a href="#">ER8-196</a>	52
<a href="#">E32-033(C)</a>	56	<a href="#">E32-767</a>	56	<a href="#">E40-511</a>	57	<a href="#">ER8-3</a>	61
<a href="#">E32-034</a>	56	<a href="#">E32-767(C)</a>	56	<a href="#">E40-511(C)</a>	57	<a href="#">ER8-3 (C)</a>	61
<a href="#">E32-034(C)</a>	56	<a href="#">E32-787</a>	56	<a href="#">E40-531(C)</a>	57	<a href="#">ER8-EXT-500</a>	49
<a href="#">E32-035(C)</a>	56	<a href="#">E32-787(C)</a>	56	<a href="#">E40-551</a>	57	<a href="#">ER8-EXT-625</a>	49
<a href="#">E32-036</a>	56	<a href="#">E32-EXT-100</a>	49	<a href="#">E40-551(C)</a>	57	<a href="#">ER8-SET-09-MM</a>	52
<a href="#">E32-036(C)</a>	56	<a href="#">E32-EXT-125</a>	49	<a href="#">E40-570(C)</a>	57	<a href="#">ET16-168</a>	58
<a href="#">E32-037(C)</a>	56	<a href="#">E32-NIIT</a>	60	<a href="#">E40-590</a>	57	<a href="#">ET16-194</a>	58
<a href="#">E32-038</a>	56	<a href="#">E32-NIIT-ST</a>	60	<a href="#">E40-590(C)</a>	57	<a href="#">ET16-220</a>	58

Index

Part Number	Page	Part Number	Page	Part Number	Page	Part Number	Page
<a href="#">FT16-255</a>	58	<a href="#">FT40-381</a>	58	<a href="#">H100A-SF16-100</a>	94	<a href="#">H63A-SF8-160CP</a>	93
<a href="#">FT16-255(C)</a>	59	<a href="#">FT40-381(C)</a>	59	<a href="#">H100A-SF16-100CP</a>	94	<a href="#">H63A-SF8-80</a>	92
<a href="#">FT16-318(C)</a>	59	<a href="#">FT40-429</a>	58	<a href="#">H100A-SF16-160</a>	95	<a href="#">H63A-SF8-80CP</a>	92
<a href="#">FT20-168</a>	58	<a href="#">FT40-429(C)</a>	59	<a href="#">H100A-SF16-160CP</a>	95	<a href="#">HP-4</a>	237
<a href="#">FT20-194</a>	58	<a href="#">FT40-437</a>	58	<a href="#">H100A-SF20-105</a>	94	<a href="#">HP-6</a>	237
<a href="#">FT20-220</a>	58	<a href="#">FT40-480</a>	58	<a href="#">H100A-SF20-105CP</a>	94	<a href="#">HSK100A-0250-4.00</a>	131
<a href="#">FT20-255</a>	58	<a href="#">FT40-480(C)</a>	59	<a href="#">H100A-SF20-160</a>	95	<a href="#">HSK100A-0250-6.00</a>	131
<a href="#">FT20-255(C)</a>	59	<a href="#">FT40-542</a>	58	<a href="#">H100A-SF20-160CP</a>	95	<a href="#">HSK100A-0375-4.00</a>	131
<a href="#">FT20-318</a>	58	<a href="#">FT40-542(C)</a>	59	<a href="#">H100A-SF25-115</a>	94	<a href="#">HSK100A-0375-6.00</a>	131
<a href="#">FT20-318(C)</a>	59	<a href="#">FT40-562</a>	58	<a href="#">H100A-SF25-115CP</a>	94	<a href="#">HSK100A-0437-6.00</a>	131
<a href="#">FT20-323</a>	58	<a href="#">FT40-590</a>	58	<a href="#">H100A-SF25-160</a>	95	<a href="#">HSK100A-0500-4.00</a>	131
<a href="#">FT20-323(C)</a>	59	<a href="#">FT40-590(C)</a>	59	<a href="#">H100A-SF25-160CP</a>	95	<a href="#">HSK100A-0500-6.00</a>	131
<a href="#">FT20-367</a>	58	<a href="#">FT40-652</a>	58	<a href="#">H100A-SF32-120</a>	94	<a href="#">HSK100A-0625-4.00</a>	131
<a href="#">FT20-367(C)</a>	59	<a href="#">FT40-652(C)</a>	59	<a href="#">H100A-SF32-120CP</a>	94	<a href="#">HSK100A-0750-4.00</a>	131
<a href="#">FT20-381</a>	58	<a href="#">FT40-687</a>	58	<a href="#">H100A-SF32-160</a>	95	<a href="#">HSK100A-0750-6.00</a>	131
<a href="#">FT20-381(C)</a>	59	<a href="#">FT40-697</a>	58	<a href="#">H100A-SF32-160CP</a>	95	<a href="#">HSK100A-1000-4.00</a>	131
<a href="#">FT25-168</a>	58	<a href="#">FT40-697(C)</a>	59	<a href="#">H100A-SF6-160</a>	95	<a href="#">HSK100A-1000-6.00</a>	131
<a href="#">FT25-194</a>	58	<a href="#">FT40-700</a>	58	<a href="#">H100A-SF6-85</a>	94	<a href="#">HSK100A-1250-4.00</a>	131
<a href="#">FT25-220</a>	58	<a href="#">FT40-760</a>	58	<a href="#">H63A-SF0250-3.15</a>	92	<a href="#">HSK100A-1250-6.00</a>	131
<a href="#">FT25-255</a>	58	<a href="#">FT40-760(C)</a>	59	<a href="#">H63A-SF0250-3.15CP</a>	92	<a href="#">HSK100A-BLANK-13.00</a>	215
<a href="#">FT25-255(C)</a>	59	<a href="#">FT40-800</a>	58	<a href="#">H63A-SF0250-6.30</a>	93	<a href="#">HSK100A-C1.1/4-115</a>	109
<a href="#">FT25-318</a>	58	<a href="#">FT40-800(C)</a>	59	<a href="#">H63A-SF0250-6.30CP</a>	93	<a href="#">HSK100A-C1.1/4-115G</a>	109
<a href="#">FT25-318(C)</a>	59	<a href="#">GH10</a>	36, 74	<a href="#">H63A-SF0375-3.35</a>	92	<a href="#">HSK100A-C1.1/4-165</a>	109
<a href="#">FT25-323</a>	58	<a href="#">GH16</a>	36, 74	<a href="#">H63A-SF0375-3.35CP</a>	92	<a href="#">HSK100A-C1.1/4-165G</a>	109
<a href="#">FT25-323(C)</a>	59	<a href="#">GH20</a>	36, 117	<a href="#">H63A-SF0375-6.30</a>	93	<a href="#">HSK100A-C1-115</a>	109
<a href="#">FT25-367</a>	58	<a href="#">GH25</a>	36, 117	<a href="#">H63A-SF0375-6.30CP</a>	93	<a href="#">HSK100A-C1-115G</a>	109
<a href="#">FT25-367(C)</a>	59	<a href="#">GH32</a>	117	<a href="#">H63A-SF0500-3.54</a>	92	<a href="#">HSK100A-C1-135</a>	109
<a href="#">FT25-381</a>	58	<a href="#">GH32S</a>	117	<a href="#">H63A-SF0500-3.54CP</a>	92	<a href="#">HSK100A-C1-135G</a>	109
<a href="#">FT25-381(C)</a>	59	<a href="#">GH6</a>	36	<a href="#">H63A-SF0500-6.30</a>	93	<a href="#">HSK100A-C2-125</a>	109
<a href="#">FT25-429</a>	58	<a href="#">H100A-SF0250-3.54</a>	94	<a href="#">H63A-SF0500-6.30CP</a>	93	<a href="#">HSK100A-C3/4-115</a>	109
<a href="#">FT25-429(C)</a>	59	<a href="#">H100A-SF0250-3.54CP</a>	94	<a href="#">H63A-SF0625-3.74</a>	92	<a href="#">HSK100A-C3/4-115G</a>	109
<a href="#">FT25-437</a>	58	<a href="#">H100A-SF0250-6.30</a>	95	<a href="#">H63A-SF0625-3.74CP</a>	92	<a href="#">HSK100A-C3/4-135</a>	109
<a href="#">FT25-480</a>	58	<a href="#">H100A-SF0250-6.30CP</a>	95	<a href="#">H63A-SF0625-6.30</a>	93	<a href="#">HSK100A-C3/4-135G</a>	109
<a href="#">FT25-480(C)</a>	59	<a href="#">H100A-SF0375-3.54</a>	94	<a href="#">H63A-SF0625-6.30CP</a>	93	<a href="#">HSK100A-C32-135</a>	109
<a href="#">FT32-168</a>	58	<a href="#">H100A-SF0375-3.54CP</a>	94	<a href="#">H63A-SF0750-3.94</a>	92	<a href="#">HSK100A-ER16-4.00</a>	47
<a href="#">FT32-194</a>	58	<a href="#">H100A-SF0375-6.30</a>	95	<a href="#">H63A-SF0750-3.94CP</a>	92	<a href="#">HSK100A-ER16-6.00</a>	47
<a href="#">FT32-220</a>	58	<a href="#">H100A-SF0375-6.30CP</a>	95	<a href="#">H63A-SF0750-6.30</a>	93	<a href="#">HSK100A-ER20-4.00</a>	47
<a href="#">FT32-255</a>	58	<a href="#">H100A-SF0500-3.74</a>	94	<a href="#">H63A-SF0750-6.30CP</a>	93	<a href="#">HSK100A-ER20-6.00</a>	47
<a href="#">FT32-255(C)</a>	59	<a href="#">H100A-SF0500-3.74CP</a>	94	<a href="#">H63A-SF1000-4.53</a>	92	<a href="#">HSK100A-ER25-4.00</a>	47
<a href="#">FT32-318</a>	58	<a href="#">H100A-SF0500-6.30</a>	95	<a href="#">H63A-SF1000-4.53CP</a>	92	<a href="#">HSK100A-ER25-6.00</a>	47
<a href="#">FT32-318(C)</a>	59	<a href="#">H100A-SF0500-6.30CP</a>	95	<a href="#">H63A-SF1000-6.30</a>	93	<a href="#">HSK100A-ER32-4.00</a>	47
<a href="#">FT32-323</a>	58	<a href="#">H100A-SF0625-3.94</a>	94	<a href="#">H63A-SF1000-6.30CP</a>	93	<a href="#">HSK100A-ER32-6.00</a>	47
<a href="#">FT32-323(C)</a>	59	<a href="#">H100A-SF0625-3.94CP</a>	94	<a href="#">H63A-SF10-160</a>	93	<a href="#">HSK100A-ER40-4.00</a>	47
<a href="#">FT32-367</a>	58	<a href="#">H100A-SF0625-6.30</a>	95	<a href="#">H63A-SF10-160CP</a>	93	<a href="#">HSK100A-ER40-6.00</a>	47
<a href="#">FT32-367(C)</a>	59	<a href="#">H100A-SF0625-6.30CP</a>	95	<a href="#">H63A-SF10-85</a>	92	<a href="#">HSK100A-MMC12C-130</a>	79
<a href="#">FT32-381</a>	58	<a href="#">H100A-SF0750-4.13</a>	94	<a href="#">H63A-SF10-85CP</a>	92	<a href="#">HSK100A-MMC8C-130</a>	79
<a href="#">FT32-381(C)</a>	59	<a href="#">H100A-SF0750-4.13CP</a>	94	<a href="#">H63A-SF12-160</a>	93	<a href="#">HSK100A-NPU13C-145</a>	152
<a href="#">FT32-429</a>	58	<a href="#">H100A-SF0750-6.30</a>	95	<a href="#">H63A-SF12-160CP</a>	93	<a href="#">HSK100A-SK10C-105</a>	20
<a href="#">FT32-429(C)</a>	59	<a href="#">H100A-SF0750-6.30CP</a>	95	<a href="#">H63A-SF12-90</a>	92	<a href="#">HSK100A-SK10C-105P</a>	21
<a href="#">FT32-437</a>	58	<a href="#">H100A-SF1000-4.53</a>	94	<a href="#">H63A-SF12-90CP</a>	92	<a href="#">HSK100A-SK10C-120</a>	20
<a href="#">FT32-480</a>	58	<a href="#">H100A-SF1000-4.53CP</a>	94	<a href="#">H63A-SF16-160</a>	93	<a href="#">HSK100A-SK10C-120P</a>	21
<a href="#">FT32-480(C)</a>	59	<a href="#">H100A-SF1000-6.30</a>	95	<a href="#">H63A-SF16-160CP</a>	93	<a href="#">HSK100A-SK10C-150</a>	20
<a href="#">FT32-542</a>	58	<a href="#">H100A-SF1000-6.30CP</a>	95	<a href="#">H63A-SF16-95</a>	92	<a href="#">HSK100A-SK10C-150P</a>	21
<a href="#">FT32-542(C)</a>	59	<a href="#">H100A-SF10-160</a>	95	<a href="#">H63A-SF16-95CP</a>	92	<a href="#">HSK100A-SK10C-200</a>	20
<a href="#">FT32-562</a>	58	<a href="#">H100A-SF10-160CP</a>	95	<a href="#">H63A-SF20-100</a>	92	<a href="#">HSK100A-SK10C-200P</a>	21
<a href="#">FT32-590</a>	58	<a href="#">H100A-SF10-90</a>	94	<a href="#">H63A-SF20-100CP</a>	92	<a href="#">HSK100A-SK16C-120</a>	20
<a href="#">FT32-590(C)</a>	59	<a href="#">H100A-SF10-90CP</a>	94	<a href="#">H63A-SF20-160</a>	93	<a href="#">HSK100A-SK16C-120P</a>	21
<a href="#">FT32-652</a>	58	<a href="#">H100A-SF12-160</a>	95	<a href="#">H63A-SF20-160CP</a>	93	<a href="#">HSK100A-SK16C-150</a>	20
<a href="#">FT32-652(C)</a>	59	<a href="#">H100A-SF12-160CP</a>	95	<a href="#">H63A-SF25-115</a>	92	<a href="#">HSK100A-SK16C-150P</a>	21
<a href="#">FT40-255</a>	58	<a href="#">H100A-SF1250-4.72</a>	94	<a href="#">H63A-SF25-115CP</a>	92	<a href="#">HSK100A-SK16C-200</a>	20
<a href="#">FT40-318</a>	58	<a href="#">H100A-SF1250-4.72CP</a>	94	<a href="#">H63A-SF25-160</a>	93	<a href="#">HSK100A-SK16C-200P</a>	21
<a href="#">FT40-323</a>	58	<a href="#">H100A-SF1250-6.30</a>	95	<a href="#">H63A-SF25-160CP</a>	93	<a href="#">HSK100A-SK25C-145</a>	20
<a href="#">FT40-323(C)</a>	59	<a href="#">H100A-SF1250-6.30CP</a>	95	<a href="#">H63A-SF6-160</a>	93	<a href="#">HSK100A-SK25C-145P</a>	21
<a href="#">FT40-367</a>	58	<a href="#">H100A-SF12-95</a>	94	<a href="#">H63A-SF6-80</a>	92	<a href="#">HSK100A-SK6C-105</a>	20
<a href="#">FT40-367(C)</a>	59	<a href="#">H100A-SF12-95CP</a>	94	<a href="#">H63A-SF8-160</a>	93	<a href="#">HSK100A-SK6C-105P</a>	21



Part Number	Page	Part Number	Page	Part Number	Page	Part Number	Page
HSK100A-SM0750-4.00	143	<a href="#">HSK63A-0750-6.00</a>	130	HSK63F-C1.1/4-110G	108	<a href="#">KM1-3/16</a>	113
HSK100A-SM0750-6.00	143	<a href="#">HSK63A-1000-4.50</a>	130	HSK63F-C1-100G	108	<a href="#">KM1-3/4</a>	113
HSK100A-SM1000-4.00	143	<a href="#">HSK63A-1000-6.00</a>	130	HSK63F-C3/4-95G	108	<a href="#">KM1-3/8</a>	113
HSK100A-SM1000-6.00	143	<a href="#">HSK63A-1250-4.50</a>	130	HSK63F-MMC12C-129	79	<a href="#">KM1-5/16</a>	113
HSK100A-SM1250-4.00	143	<a href="#">HSK63A-1250-6.00</a>	130	HSK63F-MMC8C-127	79	<a href="#">KM1-5/8</a>	113
HSK100A-SM1250-6.00	143	HSK63A-C1.1/4-110	108	<a href="#">HSK63F-SK10C-105P</a>	21	KM1-6	113
HSK100A-SM1500-4.00	143	HSK63A-C1.1/4-110G	108	HSK63F-SK16C-120P	21	<a href="#">KM1-7/16</a>	113
HSK100A-SM1500-6.00	143	<a href="#">HSK63A-C1.1/4-130G</a>	108	<a href="#">HSK63F-VC13-120</a>	69	<a href="#">KM1-7/8</a>	113
HSK100A-SM2000-4.00	143	HSK63A-C1-100	108	HSK63F-VC13-90	69	KM1-8	113
HSK100A-TESTBAR-14.0	239	HSK63A-C1-100G	108	HSK63F-VC6-120	69	KM1-SET-08-MM	113
<a href="#">HSK100A-VC13-105</a>	69	HSK63A-C1-130G	108	<a href="#">HSK63F-VC6-65</a>	69	KM1-SET-10	113
HSK100A-VC13-135	69	HSK63A-C1-130	108	HSK63F-VC6-90	69	KM2-1	113
HSK100A-VC13-165	69	<a href="#">HSK63A-C1-130G</a>	108	HSK63F-VC6-65	69	KM2-1-1/2	113
HSK100A-VC6-105	69	HSK63A-C3/4-110	108	HSK63F-VC6-90	69	KM2-1-1/4	113
<a href="#">HSK100A-VC6-135</a>	69	HSK63A-C3/4-110G	108	<a href="#">HSK63F-VC6-90</a>	69	<a href="#">KM3/4-1/2</a>	113
HSK100A-VC6-165	69	HSK63A-C3/4-95	108	HSK63-TUBE	20, 61, 74, 79, 95, 117, 135, 147, 180	<a href="#">KM3/4-1/4</a>	113
	20, 61, 74, 79, 95, 117,	HSK63A-C3/4-95G	108		20, 61, 74,	<a href="#">KM3/4-1/8</a>	113
<a href="#">HSK100-TUBE</a>	135, 147, 153, 215	HSK63A-C32-130	108	<a href="#">HSK63-WRENCH</a>	79, 95, 117, 135, 147, 180	<a href="#">KM3/4-10</a>	113
	20, 61, 74, 79, 95, 117,	<a href="#">HSK63A-ER16-3.00</a>	47		20, 61, 74,	<a href="#">KM3/4-12</a>	113
<a href="#">HSK100-WRENCH</a>	135, 147, 153, 215	<a href="#">HSK63A-ER16-5.00</a>	47	<a href="#">K1.1/4-MMC8C-122</a>	80	<a href="#">KM3/4-14</a>	113
	20, 61, 74, 79, 95, 117,	<a href="#">HSK63A-ER20-3.00</a>	47	<a href="#">K1.1/4-MMC8C-160</a>	80	<a href="#">KM3/4-16</a>	113
<a href="#">HSK125A-C1.1/4-115</a>	109	<a href="#">HSK63A-ER20-5.00</a>	47	<a href="#">K1.1/4-SK10-120</a>	19	<a href="#">KM3/4-3/16</a>	113
<a href="#">HSK125A-C1-115</a>	109	<a href="#">HSK63A-ER25-3.00</a>	47	<a href="#">K1.1/4-SK10-150</a>	19	<a href="#">KM3/4-3/8</a>	113
HSK125A-C2-125	109	<a href="#">HSK63A-ER25-5.00</a>	47	K1.1/4-SK10-210	19	<a href="#">KM3/4-5/8</a>	113
<a href="#">HSK32E-SK10-60P</a>	21	<a href="#">HSK63A-ER32-4.00</a>	47	K1.1/4-SK16-120	19	<a href="#">KM3/4-6</a>	113
HSK32E-SK6-50P	21	<a href="#">HSK63A-ER32-6.00</a>	47	<a href="#">K1.1/4-SK16-150</a>	19	KM3/4-7	113
HSK40A-0187-75	130	<a href="#">HSK63A-ER40-6.00</a>	47	K1.1/4-SK16-210	19	<a href="#">KM3/4-7/16</a>	113
HSK40A-0500-75	130	HSK63A-JAW	234	K1.1/4-SK25-150	19	KM3/4-8	113
<a href="#">HSK40A-0750-75</a>	130	HSK63A-KEY	234	<a href="#">K1.1/4-SK6-120</a>	19	<a href="#">KM3/4-9/16</a>	113
HSK40A-ER11-75	47	HSK63A-MMC12C-110-A	79	<a href="#">K1.1/4-SK6-170</a>	19	KM3/4-SET-07-MM	113
<a href="#">HSK40A-ER16-75</a>	47	HSK63A-MMC12C-117	79	K-3	156	KM3/4-SET-09	113
<a href="#">HSK40A-ER20-75</a>	47	HSK63A-MMC8C-115	79	<a href="#">K3/4-MMC8C-100</a>	80	<a href="#">KM32-1</a>	113
HSK40A-ER32-80	47	HSK63A-SK10C-105	20	<a href="#">K3/4-SK10-100</a>	19	<a href="#">KM32-1/2</a>	113
HSK40A-NPU8-114	152	HSK63A-SK10C-105P	21	<a href="#">K3/4-SK10-120</a>	19	KM32-1/4	113
HSK40A-SM0750-60	143	HSK63A-SK10C-120	20	<a href="#">KM1.1/4-1</a>	113	<a href="#">KM32-10</a>	113
HSK40A-SM1000-60	143	<a href="#">HSK63A-SK10C-120P</a>	21	<a href="#">KM1.1/4-1/2</a>	113	<a href="#">KM32-12</a>	113
HSK40A-VC13-120	68	HSK63A-SK10C-150	20	<a href="#">KM1.1/4-1/4</a>	113	<a href="#">KM32-14</a>	113
<a href="#">HSK40A-VC13-90</a>	68	HSK63A-SK10C-150P	21	<a href="#">KM1.1/4-10</a>	113	<a href="#">KM32-16</a>	113
HSK40A-VC6-65	68	HSK63A-SK16C-120	20	<a href="#">KM1.1/4-12</a>	113	<a href="#">KM32-20</a>	113
HSK40A-VC6-90	68	HSK63A-SK16C-120P	21	KM1.1/4-14	113	<a href="#">KM32-25</a>	113
HSK40E-SK10-60P	21	HSK63A-SK16C-150	20	<a href="#">KM1.1/4-16</a>	113	KM32-26	113
HSK40E-SK16-80P	21	HSK63A-SK16C-150P	21	KM1.1/4-20	113	<a href="#">KM32-3/16</a>	113
HSK40E-SK6-60P	21	HSK63A-SK25C-135	20	<a href="#">KM1.1/4-25</a>	113	<a href="#">KM32-3/4</a>	113
<a href="#">HSK40E-VC13-120</a>	68	HSK63A-SK25C-135P	21	<a href="#">KM1.1/4-3/16</a>	113	<a href="#">KM32-3/8</a>	113
HSK40E-VC13-90	68	HSK63A-SK6C-100	20	<a href="#">KM1.1/4-3/4</a>	113	<a href="#">KM32-5/16</a>	113
<a href="#">HSK40E-VC6-65</a>	68	HSK63A-SK6C-100P	21	<a href="#">KM1.1/4-3/8</a>	113	<a href="#">KM32-5/8</a>	113
<a href="#">HSK40E-VC6-90</a>	68	HSK63A-SK6C-120	20	<a href="#">KM1.1/4-5/16</a>	113	KM32-6	113
	20, 61, 74, 135, 147, 153	HSK63A-SK6C-120P	21	<a href="#">KM1.1/4-5/8</a>	113	<a href="#">KM32-7/16</a>	113
<a href="#">HSK40-TUBE</a>	20, 61, 74, 135, 147, 153	HSK63A-SK6C-150	20	KM1.1/4-6	113	<a href="#">KM32-7/8</a>	113
	20, 61, 74, 135, 147, 153	HSK63A-SK6C-150P	21	<a href="#">KM1.1/4-7/16</a>	113	<a href="#">KM32-8</a>	113
<a href="#">HSK63A-0187-5.00</a>	130	HSK63A-SM0750-3.00	143	<a href="#">KM1.1/4-7/8</a>	113	<a href="#">KM32-9/16</a>	113
<a href="#">HSK63A-0250-3.00</a>	130	HSK63A-SM0750-5.00	143	KM1.1/4-8	113	<a href="#">KM32-SET-09-MM</a>	113
<a href="#">HSK63A-0250-5.00</a>	130	HSK63A-SM1000-3.00	143	<a href="#">KM1.1/4-9/16</a>	113	<a href="#">KM32-SET-11</a>	113
<a href="#">HSK63A-0375-3.50</a>	130	HSK63A-SM1000-5.00	143	KM1.1/4-SET-08-MM	113	MPK4-1	82
<a href="#">HSK63A-0375-5.00</a>	130	HSK63A-SM1250-3.00	143	KM1.1/4-SET-11	113	MPK4-1.5	82
<a href="#">HSK63A-0437-4.00</a>	130	HSK63A-SM1250-5.00	143	<a href="#">KM1-1/2</a>	113	MPK4-1/16	82
<a href="#">HSK63A-0437-5.00</a>	130	HSK63A-TC0562-3.98C	164	<a href="#">KM1-1/4</a>	113	MPK4-2	82
<a href="#">HSK63A-0500-4.00</a>	130	HSK63A-TESTBAR-14.0	239	<a href="#">KM1-1/8</a>	113	MPK4-2.5	82
<a href="#">HSK63A-0500-5.00</a>	130	HSK63A-TOOLJAW	234	KM1-10	113	<a href="#">MPK4-3</a>	82
<a href="#">HSK63A-0625-4.00</a>	130	<a href="#">HSK63A-VC13-120</a>	69	<a href="#">KM1-12</a>	113	MPK4-3.5	82
<a href="#">HSK63A-0750-4.50</a>	130	HSK63A-VC13-90	69	KM1-14	113	MPK4-3/32	82
		HSK63A-VC6-120	69	<a href="#">KM1-16</a>	113	MPK4-4	82
		<a href="#">HSK63A-VC6-70</a>	69	<a href="#">KM1-18</a>	113	<a href="#">N3001-0750-1.31</a>	144
		HSK63A-VC6-90	69	<a href="#">KM1-20</a>	113	<a href="#">N3001-1000-1.31</a>	144



Index

Part Number	Page	Part Number	Page	Part Number	Page	Part Number	Page
<a href="#">N3001-1250-1.44</a>	144	<a href="#">NBT30-SK10C-60</a>	24	<a href="#">NBT40-SK16C-60</a>	25	<a href="#">NC5006-2000-5.35A</a>	134
<a href="#">N3006-0125-1.75</a>	132	<a href="#">NBT30-SK10C-60P</a>	28	<a href="#">NBT40-SK16C-60P</a>	29	<a href="#">NC5006-2000-5.37</a>	134
<a href="#">N3006-0250-1.75</a>	132	<a href="#">NBT30-SK10C-75</a>	24	<a href="#">NBT40-SK16C-75</a>	25	<a href="#">NC5006-2500-5.35A</a>	134
<a href="#">N3006-0375-1.75</a>	132	<a href="#">NBT30-SK10C-75P</a>	28	<a href="#">NBT40-SK16C-75P</a>	29	<a href="#">NC5006-2500-6.00</a>	134
<a href="#">N3006-0500-1.75</a>	132	<a href="#">NBT30-SK10C-90</a>	24	<a href="#">NBT40-SK16C-90</a>	25	<a href="#">NC5006-32-4.00</a>	134
<a href="#">N3006-0750-2.25</a>	132	<a href="#">NBT30-SK10C-90P</a>	28	<a href="#">NBT40-SK16C-90P</a>	29	<a href="#">NC5006-40-4.50</a>	134
<a href="#">N3006-1000-2.69</a>	132	<a href="#">NBT30-SK16C-120</a>	24	<a href="#">NBT40-SK25C-120</a>	25	<a href="#">NC5006-50-5.37</a>	134
<a href="#">N3007-0100-2.75</a>	198	<a href="#">NBT30-SK16C-120P</a>	28	<a href="#">NBT40-SK25C-120P</a>	29	<a href="#">NC5007-0016-4.12</a>	50
<a href="#">N3007-0200-2.50</a>	198	<a href="#">NBT30-SK16C-60</a>	24	<a href="#">NBT40-SK25C-75</a>	25	<a href="#">NC5007-0032-4.00</a>	50
<a href="#">N4001-0750-0.87</a>	144	<a href="#">NBT30-SK16C-60P</a>	28	<a href="#">NBT40-SK25C-75P</a>	29	<a href="#">NC5007-0040-4.00</a>	50
<a href="#">N4001-1000-1.31</a>	144	<a href="#">NBT30-SK16C-75</a>	24	<a href="#">NBT40-SK25C-90</a>	25	<a href="#">NC5011-0750-4.00</a>	146
<a href="#">N4001-1500-1.63</a>	144	<a href="#">NBT30-SK16C-75P</a>	28	<a href="#">NBT40-SK25C-90P</a>	29	<a href="#">NC5011-1000-4.00</a>	146
<a href="#">N4003-0002-0.65</a>	155	<a href="#">NBT30-SK16C-90</a>	24	<a href="#">NBT40-SK6C-120</a>	25	<a href="#">NC5011-1250-4.00</a>	146
<a href="#">N4003-0003-0.61</a>	155	<a href="#">NBT30-SK16C-90P</a>	28	<a href="#">NBT40-SK6C-120P</a>	29	<a href="#">NC5011-1500-4.00</a>	146
<a href="#">N4003-0033-0.65</a>	155	<a href="#">NBT30-SK20-60</a>	24	<a href="#">NBT40-SK6C-150</a>	25	<a href="#">NC5016-0500-4.00</a>	134
<a href="#">N4004-0001-0.94</a>	158	<a href="#">NBT30-SK20C-75</a>	24	<a href="#">NBT40-SK6C-150P</a>	29	<a href="#">NC5016-0625-4.00</a>	134
<a href="#">N4004-0002-1.75</a>	158	<a href="#">NBT30-SK20C-75P</a>	28	<a href="#">NBT40-SK6C-60</a>	25	<a href="#">NC5016-0750-4.00</a>	134
<a href="#">N4004-0003-2.25</a>	158	<a href="#">NBT30-SK20C-90</a>	24	<a href="#">NBT40-SK6C-60P</a>	29	<a href="#">NC5016-1000-6.00</a>	134
<a href="#">N4004-0004-3.00</a>	158	<a href="#">NBT30-SK20C-90P</a>	28	<a href="#">NBT40-SK6C-90</a>	25	<a href="#">NC5016-1250-6.00</a>	134
<a href="#">N4005-0562-3.90</a>	167	<a href="#">NBT30-SK25-90</a>	24	<a href="#">NBT40-SK6C-90P</a>	29	<a href="#">NC5017-0016-6.00</a>	50
<a href="#">N4006-0125-2.31</a>	132	<a href="#">NBT30-SK25-90P</a>	28	<a href="#">NBT40-VC13-120</a>	71	<a href="#">NC5017-0020-4.00</a>	50
<a href="#">N4006-0187-2.31</a>	132	<a href="#">NBT30-SK6C-120</a>	24	<a href="#">NBT40-VC13-150</a>	71	<a href="#">NC5017-0025-4.00</a>	50
<a href="#">N4006-0250-2.31</a>	132	<a href="#">NBT30-SK6C-120P</a>	28	<a href="#">NBT40-VC13-60</a>	71	<a href="#">NC5017-0032-6.00</a>	50
<a href="#">N4006-0312-2.31</a>	132	<a href="#">NBT30-SK6C-60</a>	24	<a href="#">NBT40-VC13-90</a>	71	<a href="#">NC5021-0750-6.00</a>	146
<a href="#">N4006-0375-2.31</a>	132	<a href="#">NBT30-SK6C-60P</a>	28	<a href="#">NBT40-VC6-120</a>	71	<a href="#">NC5021-1000-6.00</a>	146
<a href="#">N4006-0500-2.31</a>	132	<a href="#">NBT30-SK6C-90</a>	24	<a href="#">NBT40-VC6-150</a>	71	<a href="#">NC5021-1250-6.00</a>	146
<a href="#">N4006-0625-2.31</a>	132	<a href="#">NBT30-SK6C-90P</a>	28	<a href="#">NBT40-VC6-60</a>	71	<a href="#">NC5021-1500-6.00</a>	146
<a href="#">N4006-0750-2.31</a>	132	<a href="#">NBT30-VC13-120</a>	71	<a href="#">NBT40-VC6-90</a>	71	<a href="#">NC5026-0750-6.00</a>	134
<a href="#">N4006-0875-2.94</a>	132	<a href="#">NBT30-VC13-60</a>	71	<a href="#">NC4001-0750-1.75</a>	146	<a href="#">NC5031-0750-8.00</a>	146
<a href="#">N4006-1000-3.37</a>	132	<a href="#">NBT30-VC13-90</a>	71	<a href="#">NC4001-1000-1.75</a>	146	<a href="#">NC5031-1000-8.00</a>	146
<a href="#">N4007-0016-1.77</a>	48	<a href="#">NBT30-VC6-45</a>	71	<a href="#">NC4001-1250-2.00</a>	146	<a href="#">NC5031-1500-8.00</a>	146
<a href="#">N4007-0025-2.00</a>	48	<a href="#">NBT30-VC6-60</a>	71	<a href="#">NC4001-1500-2.00</a>	146	<a href="#">NC50F1-2500-2.95</a>	146
<a href="#">N4007-1000-3.00</a>	190	<a href="#">NBT30-VC6-90</a>	71	<a href="#">NC4006-0500-2.50</a>	134	<a href="#">NCAT40-C1.1/4SL105UG</a>	111
<a href="#">N4008-0013</a>	215	<a href="#">NBT40-C1.1/4-120</a>	112	<a href="#">NC4006-0625-3.00</a>	134	<a href="#">NCAT40-C1.1/4SL120U</a>	111
<a href="#">N5001-1500-1.88</a>	144	<a href="#">NBT40-C1.1/4-120G</a>	112	<a href="#">NC4006-0750-3.00</a>	134	<a href="#">NCAT40-C1.1/4SL120UG</a>	111
<a href="#">N5007-1000-3.50</a>	190	<a href="#">NBT40-C1.1/4-85</a>	112	<a href="#">NC4006-1000-4.00</a>	134	<a href="#">NCAT40-C1.1/4SL-85UG</a>	111
<a href="#">N5008-0013</a>	215	<a href="#">NBT40-C1.1/4-85G</a>	112	<a href="#">NC4006-1250-4.00</a>	134	<a href="#">NCAT40-C1-105U</a>	111
<a href="#">N50F1-2500-3.00</a>	144	<a href="#">NBT40-C1-70</a>	112	<a href="#">NC4006-1500-4.50</a>	134	<a href="#">NCAT40-C1-85UG</a>	111
<a href="#">NB3001-0750-1.19</a>	146	<a href="#">NBT40-C1-70G</a>	112	<a href="#">NC4007-0016-3.50</a>	50	<a href="#">NCAT40-C3/4-120UG</a>	111
<a href="#">NB3001-1000-1.19</a>	146	<a href="#">NBT40-C1-90</a>	112	<a href="#">NC4007-0020-2.50</a>	50	<a href="#">NCAT40-MMC12C-90</a>	81
<a href="#">NB3007-0008-2.00</a>	51	<a href="#">NBT40-C1-90G</a>	112	<a href="#">NC4007-0025-2.50</a>	50	<a href="#">NCAT40-MMC8C-90</a>	81
<a href="#">NB3007-0011-2.00</a>	51	<a href="#">NBT40-C3/4-70</a>	112	<a href="#">NC4007-0032-3.13</a>	50	<a href="#">NCAT40-SK10C-120U</a>	22
<a href="#">NB3007-0016-2.36</a>	51	<a href="#">NBT40-C3/4-70G</a>	112	<a href="#">NC4007-0040-3.13</a>	50	<a href="#">NCAT40-SK10C-120UP</a>	26
<a href="#">NB3007-0020-2.50</a>	51	<a href="#">NBT40-MMC12C-90</a>	81	<a href="#">NC4011-0750-4.00</a>	146	<a href="#">NCAT40-SK10C-150U</a>	22
<a href="#">NB3007-0025-2.00</a>	51	<a href="#">NBT40-MMC8C-90</a>	81	<a href="#">NC4011-1000-4.00</a>	146	<a href="#">NCAT40-SK10C-150UP</a>	26
<a href="#">NB3007-0032-3.00</a>	51	<a href="#">NBT40-SK10C-120</a>	25	<a href="#">NC4011-1250-4.00</a>	146	<a href="#">NCAT40-SK10C-180U</a>	22
<a href="#">NB3017-0008-4.00</a>	51	<a href="#">NBT40-SK10C-120P</a>	29	<a href="#">NC4016-0500-4.00</a>	134	<a href="#">NCAT40-SK10C-90U</a>	22
<a href="#">NB3017-0011-4.00</a>	51	<a href="#">NBT40-SK10C-150</a>	25	<a href="#">NC4016-0750-4.00</a>	134	<a href="#">NCAT40-SK10C-90UP</a>	26
<a href="#">NB3017-0016-4.00</a>	51	<a href="#">NBT40-SK10C-150P</a>	29	<a href="#">NC4017-0016-6.00</a>	50	<a href="#">NCAT40-SK16C-120U</a>	22
<a href="#">NB3017-0020-4.00</a>	51	<a href="#">NBT40-SK10C-180</a>	25	<a href="#">NC4017-0020-4.00</a>	50	<a href="#">NCAT40-SK16C-120UP</a>	26
<a href="#">NB3017-0025-4.00</a>	51	<a href="#">NBT40-SK10C-200</a>	25	<a href="#">NC4017-0025-4.00</a>	50	<a href="#">NCAT40-SK16C-150U</a>	22
<a href="#">NB3017-0032-5.00</a>	51	<a href="#">NBT40-SK10C-250</a>	25	<a href="#">NC4017-0032-5.00</a>	50	<a href="#">NCAT40-SK16C-150UP</a>	26
<a href="#">NB3027-0016-5.00</a>	51	<a href="#">NBT40-SK10C-60</a>	25	<a href="#">NC4026-0500-5.00</a>	134	<a href="#">NCAT40-SK16C-180U</a>	22
<a href="#">NB3037-0016-6.00</a>	51	<a href="#">NBT40-SK10C-60P</a>	29	<a href="#">NC5001-0750-1.75</a>	146	<a href="#">NCAT40-SK16C-60U</a>	22
<a href="#">NB3057-0020-1.22</a>	51	<a href="#">NBT40-SK10C-75</a>	25	<a href="#">NC5001-1000-1.75</a>	146	<a href="#">NCAT40-SK16C-60UP</a>	26
<a href="#">NBT30-C1.1/4-100G</a>	112	<a href="#">NBT40-SK10C-75P</a>	29	<a href="#">NC5001-1250-1.75</a>	146	<a href="#">NCAT40-SK16C-90U</a>	22
<a href="#">NBT30-C1-75G</a>	112	<a href="#">NBT40-SK10C-90</a>	25	<a href="#">NC5001-1500-2.00</a>	146	<a href="#">NCAT40-SK16C-90UP</a>	26
<a href="#">NBT30-C3/4-75</a>	112	<a href="#">NBT40-SK10C-90P</a>	29	<a href="#">NC5001-2000-2.00</a>	146	<a href="#">NCAT40-SK20C-120U-IDU</a>	22
<a href="#">NBT30-C3/4-75G</a>	112	<a href="#">NBT40-SK16C-120</a>	25	<a href="#">NC5006-0500-2.63</a>	134	<a href="#">NCAT40-SK20C-120UP-IDU</a>	26
<a href="#">NBT30-MMC12C-105</a>	81	<a href="#">NBT40-SK16C-120P</a>	29	<a href="#">NC5006-0625-3.00</a>	134	<a href="#">NCAT40-SK20C-150U-IDU</a>	22
<a href="#">NBT30-MMC8C-105</a>	81	<a href="#">NBT40-SK16C-150</a>	25	<a href="#">NC5006-0750-3.00</a>	134	<a href="#">NCAT40-SK20C-150UP-IDU</a>	26
<a href="#">NBT30-SK10C-120</a>	24	<a href="#">NBT40-SK16C-150P</a>	29	<a href="#">NC5006-1000-4.00</a>	134	<a href="#">NCAT40-SK20C-180U-IDU</a>	22
<a href="#">NBT30-SK10C-120P</a>	28	<a href="#">NBT40-SK16C-180</a>	25	<a href="#">NC5006-1250-3.00A</a>	134	<a href="#">NCAT40-SK20C-50U-IDU</a>	22
<a href="#">NBT30-SK10C-45</a>	24	<a href="#">NBT40-SK16C-200</a>	25	<a href="#">NC5006-1250-4.00</a>	134	<a href="#">NCAT40-SK20C-65U-IDU</a>	22
<a href="#">NBT30-SK10C-45P</a>	28	<a href="#">NBT40-SK16C-250</a>	25	<a href="#">NC5006-1500-4.50</a>	134	<a href="#">NCAT40-SK20C-65UP-IDU</a>	26

Part Number	Page	Part Number	Page	Part Number	Page	Part Number	Page
NCAT40-SK20C-90U-IDU	22	NK1.1/4-20	114	NK32-7/16	114	NT15-072(S)	169
NCAT40-SK20C-90UP-IDU	26	NK1.1/4-25	114	NK32-7/8	114	NT15-080	168
NCAT40-SK25C-120U	22	NK1.1/4-3/16	114	NK32-8	114	NT15-080(S)	169
NCAT40-SK25C-120UP	26	NK1.1/4-3/4	114	NK32-9/16	114	NT15-088	168
NCAT40-SK25C-90U	22	NK1.1/4-3/8	114	NMTB40-C1.1/4-105	110	NT15-088(S)	169
NCAT40-SK25C-90UP	26	NK1.1/4-5/16	114	NMTB40-C3/4-70	110	NT15-SET-07	168
NCAT40-SK6C-120U	22	NK1.1/4-5/8	114	NMTB40-NPU13-86	152	NTP05-SET-12	170
NCAT40-SK6C-120UP	26	NK1.1/4-6	114	NMTB40-NPU18-76	152	NTP10-SET-13	170
NCAT40-SK6C-150U	22	NK1.1/4-7/16	114	NMTB50-C1.1/4-90	110	NTP15-SET-10	170
NCAT40-SK6C-150UP	26	NK1.1/4-7/8	114	NMTB50-C2-105	110	NTP105-008L	170
NCAT40-SK6C-90U	22	NK1.1/4-8	114	NMTB50-C3/4-65	110	NTP105-008L(S)	170
NCAT40-SK6C-90UP	26	NK1.1/4-9/16	114	NMTB50-NPU13-86	152	NTP105-008S	170
NCAT40-VC13-120U	70	NK1-1/2	114	NPU13-SPAN	153	NTP105-008S(S)	170
NCAT40-VC13-60U	70	NK1-1/4	114	NPU8-SPAN	153	NTPT10-016	170
NCAT40-VC13-90U	70	NK1-1/8	114	NT05-006	168	NTPT10-016(S)	170
NCAT40-VC6-120U	70	NK1-10	114	NT05-006(S)	169	NTPT10-024	170
NCAT40-VC6-60U	70	NK1-12	114	NT05-008	168	NTPT10-024(S)	170
NCAT40-VC6-90U	70	NK1-14	114	NT05-008(S)	169	NTPT10-032	170
NCAT50-C1.1/4-105UG	111	NK1-16	114	NT05-010	168	NTPT10-032(S)	170
NCAT50-C1.1/4-90U	111	NK1-18	114	NT05-010(S)	169	NTPT15-032	170
NCAT50-C1.1/4-90UG	111	NK1-20	114	NT05-012	168	NTPT15-032(S)	170
NCAT50-C1-105UG	111	NK1-3/16	114	NT05-012(S)	169	NTPT15-048	170
NCAT50-C1-135U	111	NK1-3/4	114	NT05-016	168	NTPT15-048(S)	170
NCAT50-C1-135UG	111	NK1-3/8	114	NT05-016(S)	169	NTPT15-064	170
NCAT50-C2-105U	111	NK1-5/16	114	NT05-020	168	NTPT15-064(S)	170
NCAT50-C3/4-105U	111	NK1-5/8	114	NT05-020(S)	169	PE-2	236
NCAT50-C3/4-105UG	111	NK1-6	114	NT05-024	168	PE-STYLIUS-2	236
NCAT50-C3/4-135U	111	NK1-7/16	114	NT05-024(S)	169	PS-1	230
NCAT50-C3/4-165U	111	NK1-7/8	114	NT05-028	168	PS-130E	230
NCAT50-SK10C-105U	23	NK1-8	114	NT05-028(S)	169	PS-132	230
NCAT50-SK10C-105UP	27	NK2-1	114	NT05-032	168	PS-16	230
NCAT50-SK10C-165U	23	NK2-1-1/2	114	NT05-032(S)	169	PS-17	230
NCAT50-SK10C-165UP	27	NK2-1-1/4	114	NT05-036	168	PS-801	230
NCAT50-SK10C-195U	23	NK3/4-1/2	114	NT05-036(S)	169	PS-805	230
NCAT50-SK10C-225U	23	NK3/4-1/4	114	NT05-SET-10	168	PS-B61	229
NCAT50-SK16C-105U	23	NK3/4-1/8	114	NT10-020	168	R8007-0016-1.00	48
NCAT50-SK16C-105UP	27	NK3/4-10	114	NT10-020(S)	169	R8007-0020-2.00	48
NCAT50-SK16C-165U	23	NK3/4-12	114	NT10-024	168	RACK-180DA/SK16/ER25	32, 60
NCAT50-SK16C-165UP	27	NK3/4-14	114	NT10-024(S)	169	RACK-5C/100TG/SK25	34, 196, 221
NCAT50-SK16C-195U	23	NK3/4-16	114	NT10-028	168	RACK-ER11/SK6	30, 60
NCAT50-SK20C-105U-IDU	23	NK3/4-3/16	114	NT10-028(S)	169	RACK-ER16/SK10	31
NCAT50-SK20C-165U-IDU	23	NK3/4-3/8	114	NT10-032	168	RACK-ER20/1TAP	60, 180
NCAT50-SK25C-105U	23	NK3/4-5/16	114	NT10-032(S)	169	RACK-ER32/2TAP	60, 180
NCAT50-SK25C-105UP	27	NK3/4-5/8	114	NT10-036	168	RACK-ER40	60
NCAT50-SK25C-165U	23	NK3/4-6	114	NT10-036(S)	169	RACK-R8	218
NCAT50-SK25C-165UP	27	NK3/4-7	114	NT10-040	168	S1/2-20UNF	135
NCAT50-SK25C-195U	23	NK3/4-7/16	114	NT10-040(S)	169	S1/4-28x1/4	135
NCAT50-SK6C-105U	23	NK3/4-8	114	NT10-044	168	S1005-0562-7.63	167
NCAT50-SK6C-105UP	27	NK3/4-9/16	114	NT10-044(S)	169	S1005-0875-9.05	167
NCAT50-SK6C-165U	23	NK32-1	114	NT10-048	168	S1006-0375-6.00	133
NCAT50-SK6C-165UP	27	NK32-1/2	114	NT10-048(S)	169	S1006-0500-6.00	133
NCAT50-SK6C-195U	23	NK32-1/4	114	NT10-052	168	S1-14x7/8	135
NCAT50-VC13-105U	70	NK32-10	114	NT10-052(S)	169	S150Z-1000-9.00	191
NCAT50-VC13-135U	70	NK32-12	114	NT10-056	168	S3/4-16X11/16	135
NCAT50-VC13-165U	70	NK32-14	114	NT10-056(S)	169	S3/4-16x7/16	135
NCAT50-VC6-105U	70	NK32-16	114	NT10-SET-10	168	S3/8-24X5/16	135
NCAT50-VC6-135U	70	NK32-20	114	NT15-052	168	S5/16-24X1/4	135
NCAT50-VC6-165U	70	NK32-25	114	NT15-052(S)	169	S5/8-18X1/2	135
NK1.1/4-1	114	NK32-26	114	NT15-056	168	S6-32X1/4	135
NK1.1/4-1/2	114	NK32-3/16	114	NT15-056(S)	169	S7/16-20X3/8	135
NK1.1/4-1/4	114	NK32-3/4	114	NT15-060	168	SZ506-0125-6.00	133
NK1.1/4-10	114	NK32-3/8	114	NT15-060(S)	169	SZ506-0187-6.00	133
NK1.1/4-12	114	NK32-5/16	114	NT15-064	168	SZ506-0250-6.00	133
NK1.1/4-14	114	NK32-5/8	114	NT15-064(S)	169	SZ506-0312-6.00	133
NK1.1/4-16	114	NK32-6	114	NT15-072	168	S8-32X1/4	135

Index

Part Number	Page	Part Number	Page	Part Number	Page	Part Number	Page
S9/16-18X1/2	135	<a href="#">SE2-6.3X5.0</a>	171	<a href="#">SES1-8.0X6.3</a>	177	<a href="#">SK10-2.5</a>	31
SC1630C	241	<a href="#">SE2-7.0X5.5</a>	172, 173	SES1-8.5X6.5	179	<a href="#">SK10-2.75</a>	31
SC1645C	241	SE2-7.1X5.6	171	SES1-9.0X7.0	178	SK10-3	31
SC1660D	241	SE2-8.0X6.0	173	SES1-9.0X7.1	177	<a href="#">SK10-3.5</a>	31
SCM1045C	243	<a href="#">SE2-8.0X6.2</a>	172	SES2-10.0X8.0	177, 178	<a href="#">SK10-3/16A</a>	31
SCM1045CL	243	SE2-8.0X6.3	171	SES2-10.5X8.0	179	<a href="#">SK10-3/16AC</a>	31
<a href="#">SE1-10.0X8.0</a>	171, 172	<a href="#">SE2-8.5X6.5</a>	173	SES2-11.0X9.0	178	<a href="#">SK10-3/8A</a>	31
<a href="#">SE1-10.5X8.0</a>	173	<a href="#">SE2-9.0X7.0</a>	172	SES2-11.2X9.0	177	<a href="#">SK10-3/8AC</a>	31
<a href="#">SE1-11.0X9.0</a>	172	<a href="#">SE2-9.0X7.1</a>	171	SES2-12.0X9.0	178	<a href="#">SK10-3AC</a>	31
<a href="#">SE1-11.2X9.0</a>	171	SE2-9.5X7.0	173	<a href="#">SES2-12.5X10.0</a>	177, 179	SK10-4	31
<a href="#">SE1-2.24X1.8</a>	171	<a href="#">SE3-10.0X8.0</a>	171, 172	SES2-14.0X11.0	178	<a href="#">SK10-4.5</a>	31
SE1-2.50X2.0	171	SE3-10.5X8.0	173	SES2-14.0X11.0 (JIS)	179	<a href="#">SK10-4AC</a>	31
<a href="#">SE1-2.5X2.1</a>	172	SE3-11.0X9.0	172	SES2-14.0X11.2	177	<a href="#">SK10-5</a>	31
SE1-2.80X2.24	171	SE3-11.2X9.0	171	<a href="#">SES2-15.0X12.0</a>	179	<a href="#">SK10-5.5</a>	31
<a href="#">SE1-2.8X2.1</a>	172	<a href="#">SE3-12.0X9.0</a>	172	SES2-16.0X12.0	178	<a href="#">SK10-5/16A</a>	31
SE1-3.0X2.5	173	SE3-12.5X10.0	171, 173	SES2-16.0X12.5	177	<a href="#">SK10-5/16AC</a>	31
<a href="#">SE1-3.15X2.50</a>	171	SE3-14.0X11.0	172, 173	SES2-17.0X13.0	179	<a href="#">SK10-5AC</a>	31
SE1-3.55X2.80	171	<a href="#">SE3-14.0X11.2</a>	171	SES2-18.0X14.0	177	<a href="#">SK10-6</a>	31
<a href="#">SE1-3.5X2.7</a>	172	<a href="#">SE3-15.0X12.0</a>	173	<a href="#">SES2-18.0X14.5</a>	178	<a href="#">SK10-6.5</a>	31
<a href="#">SE1-4.0X3.0</a>	172	<a href="#">SE3-16.0X12.0</a>	172	SES2-3.5X2.7	178	<a href="#">SK10-6AC</a>	31
SE1-4.0X3.15	171	SE3-16.0X12.5	171	SES2-4.0X3.0	178	<a href="#">SK10-7</a>	31
<a href="#">SE1-4.0X3.2</a>	173	SE3-17.0X13.0	173	SES2-4.5X3.4	178	<a href="#">SK10-7.5</a>	31
<a href="#">SE1-4.5X3.4</a>	172	<a href="#">SE3-18.0X14.0</a>	171	SES2-5.0X4.0	177	SK10-7AC	31
<a href="#">SE1-4.5X3.55</a>	171	<a href="#">SE3-18.0X14.5</a>	172	<a href="#">SES2-6.0X4.9</a>	178	SK10-8	31
<a href="#">SE1-5.0X4.0</a>	171, 173	<a href="#">SE3-19.0X15.0</a>	173	SES2-6.2X5.0	179	<a href="#">SK10-8.5</a>	31
SE1-5.5X4.5	173	SE3-20.0X15.0	173	SES2-6.3X5.0	177	<a href="#">SK10-8AC</a>	31
SE1-5.6X4.5	171	<a href="#">SE3-20.0X16.0</a>	171, 172	<a href="#">SES2-7.0X5.5</a>	178	<a href="#">SK10-9</a>	31
<a href="#">SE1-6.0X4.5</a>	173	SE3-21.0X17.0	173	SES2-7.1X5.6	177	<a href="#">SK10-9.5</a>	31
<a href="#">SE1-6.0X4.9</a>	172	<a href="#">SE3-22.0X18.0</a>	172	SES2-8.0X6.0	179	SK10-9AC	31
<a href="#">SE1-6.2X5.0</a>	173	SE3-22.4X18.0	171	SES2-8.0X6.2	178	SK10-SET05-A	31
<a href="#">SE1-6.3X5.0</a>	171	SE3-23.0X17.0	173	<a href="#">SES2-8.0X6.3</a>	177	SK10-SET08-AC-MM	31
<a href="#">SE1-7.0X5.5</a>	172, 173	SE3-24.0X19.0	173	SES2-8.5X6.5	179	SK10-SET19-MM	31
<a href="#">SE1-7.1X5.6</a>	171	SE3-25.0X19.0	173	SES2-9.0X7.0	178	<a href="#">SK16-1/2A</a>	32
<a href="#">SE1-8.0X6.0</a>	173	<a href="#">SE3-25.0X20.0</a>	171, 172	<a href="#">SES2-9.0X7.1</a>	177	<a href="#">SK16-1/2AC</a>	32
<a href="#">SE1-8.0X6.2</a>	172	SE3-26.0X21.0	173	SES3-10.0X8.0	177, 178	<a href="#">SK16-1/4A</a>	32
SE1-8.0X6.3	171	SE3-28.0X21.0	173	SES3-11.0X9.0	178	<a href="#">SK16-1/8A</a>	32
<a href="#">SE1-8.5X6.5</a>	173	<a href="#">SE3-28.0X22.0</a>	172	SES3-11.2X9.0	177	<a href="#">SK16-10</a>	32
<a href="#">SE1-9.0X7.0</a>	172	SE3-9.0X7.0	172	SES3-12.0X9.0	178	<a href="#">SK16-10.5</a>	32
<a href="#">SE1-9.0X7.1</a>	171	SE3-9.0X7.1	171	SES3-12.5X10.0	177, 179	<a href="#">SK16-10AC</a>	32
<a href="#">SE1-9.5X7.0</a>	173	<a href="#">SE3-10.0X8.0</a>	177, 178	SES3-14.0X11.0	178	<a href="#">SK16-11</a>	32
<a href="#">SE2-10.0X8.0</a>	171, 172	<a href="#">SE3-10.5X8.0</a>	179	SES3-15.0X12.0	179	<a href="#">SK16-11.5</a>	32
SE2-10.5X8.0	173	SE3-11.0X9.0	178	SES3-16.0X12.0	178	SK16-11AC	32
SE2-11.0X9.0	172	SE3-11.2X9.0	177	<a href="#">SE3-18.0X14.0</a>	177	<a href="#">SK16-12</a>	32
<a href="#">SE2-11.2X9.0</a>	171	SE3-12.50X2.0	177	<a href="#">SE3-18.0X14.5</a>	178	<a href="#">SK16-12.5</a>	32
<a href="#">SE2-12.0X9.0</a>	172	SE3-12.5X2.1	178	<a href="#">SE3-19.0X15.0</a>	179	<a href="#">SK16-12AC</a>	32
<a href="#">SE2-12.5X10.0</a>	171, 173	SE3-12.8X2.1	178	SES3-20.0X15.0	179	<a href="#">SK16-13</a>	32
SE2-13.0X10.0	173	<a href="#">SE3-13.0X2.5</a>	179	<a href="#">SE3-20.0X16.0</a>	177, 178	<a href="#">SK16-13.5</a>	32
<a href="#">SE2-14.0X11.0</a>	172, 173	SE3-13.15X2.50	177	SES3-22.0X18.0	178	SK16-14	32
<a href="#">SE2-14.0X11.2</a>	171	SE3-13.55X2.80	177	SES3-23.0X17.0	179	<a href="#">SK16-14.5</a>	32
SE2-15.0X12.0	173	SE3-13.5X2.7	178	SES3-25.0X20.0	177, 178	<a href="#">SK16-14AC</a>	32
<a href="#">SE2-16.0X12.0</a>	172	<a href="#">SE3-14.0X3.0</a>	178	SES3-28.0X21.0	179	<a href="#">SK16-15</a>	32
SE2-16.0X12.5	171	SE3-14.0X3.15	177	SES3-28.0X22.0	178	<a href="#">SK16-15.5</a>	32
SE2-17.0X13.0	173	SE3-14.0X3.2	179	SES3-28.0X22.4	177	<a href="#">SK16-16</a>	32
<a href="#">SE2-18.0X14.0</a>	171	<a href="#">SE3-14.5X3.4</a>	178	SES3-8.0X6.2	178	<a href="#">SK16-16AC</a>	32
<a href="#">SE2-18.0X14.5</a>	172	<a href="#">SE3-14.5X3.55</a>	177	SES3-9.0X7.0	178	SK16-3	32
SE2-2.8X2.1	172	<a href="#">SE3-15.0X4.0</a>	177, 179	SF-F16-UNIT	85	<a href="#">SK16-3.5</a>	32
SE2-3.5X2.7	172	SE3-15.5X4.5	179	SF-START2-UNIT	85	<a href="#">SK16-3/16A</a>	32
SE2-4.0X3.0	172	<a href="#">SE3-16.0X4.5</a>	179	<a href="#">SK10-1/4A</a>	31	<a href="#">SK16-3/8A</a>	32
SE2-4.0X3.15	171	<a href="#">SE3-16.0X4.9</a>	178	<a href="#">SK10-1/4AC</a>	31	<a href="#">SK16-4</a>	32
SE2-4.5X3.55	171	SE3-16.2X5.0	179	<a href="#">SK10-1/8A</a>	31	<a href="#">SK16-4.5</a>	32
<a href="#">SE2-5.0X4.0</a>	171	<a href="#">SE3-16.3X5.0</a>	177	<a href="#">SK10-1/8AC</a>	31	<a href="#">SK16-5</a>	32
SE2-5.6X4.5	171	SE3-17.0X5.5	178	SK10-10	31	<a href="#">SK16-5.5</a>	32
SE2-6.0X4.5	173	<a href="#">SE3-17.1X5.6</a>	177	<a href="#">SK10-10AC</a>	31	<a href="#">SK16-5/16A</a>	32
<a href="#">SE2-6.0X4.9</a>	172	SE3-18.0X6.0	179	SK10-2	31	<a href="#">SK16-5/8A</a>	32
<a href="#">SE2-6.2X5.0</a>	173	SE3-18.0X6.2	178	<a href="#">SK10-2.25</a>	31	<a href="#">SK16-5/8AC</a>	32

Part Number	Page	Part Number	Page	Part Number	Page	Part Number	Page
<a href="#">SK16-6</a>	32	<a href="#">SK20-8.5</a>	33	<a href="#">SKG16-10HGA</a>	37	<a href="#">SK116-9/16C</a>	35
<a href="#">SK16-6.5</a>	32	<a href="#">SK20-9</a>	33	<a href="#">SKG16-12GB</a>	37	<a href="#">SK116-BLANK</a>	35, 73
<a href="#">SK16-6AC</a>	32	<a href="#">SK20-9.5</a>	33	<a href="#">SKG16-12HG</a>	37	<a href="#">SKJ25-1</a>	35
<a href="#">SK16-7</a>	32	<a href="#">SK20-9/16A</a>	33	<a href="#">SKG16-12HGA</a>	37	<a href="#">SKJ25-1/2</a>	35
<a href="#">SK16-7.5</a>	32	<a href="#">SK20-9/16AC</a>	33	<a href="#">SKG16-12HGABA</a>	37	<a href="#">SKJ25-1/2C</a>	35
<a href="#">SK16-7/16A</a>	32	<a href="#">SK25-1/2A</a>	34	<a href="#">SKG-18H</a>	37	<a href="#">SKJ25-1/4</a>	35
<a href="#">SK16-7/16AC</a>	32	<a href="#">SK25-1/4A</a>	34	<a href="#">SKG-18HA</a>	37	<a href="#">SKJ25-1/4C</a>	35
<a href="#">SK16-7AC</a>	32	<a href="#">SK25-16.5</a>	34	<a href="#">SKG-18L</a>	37	<a href="#">SKJ25-10</a>	35
<a href="#">SK16-8</a>	32	<a href="#">SK25-17</a>	34	<a href="#">SKG-18S</a>	37	<a href="#">SKJ25-10C</a>	35
<a href="#">SK16-8.5</a>	32	<a href="#">SK25-17.5</a>	34	<a href="#">SKG-22</a>	37	<a href="#">SKJ25-11/16</a>	35
<a href="#">SK16-8AC</a>	32	<a href="#">SK25-18</a>	34	<a href="#">SKG25-18HGC</a>	37	<a href="#">SKJ25-11/16C</a>	35
<a href="#">SK16-9</a>	32	<a href="#">SK25-18.5</a>	34	<a href="#">SKG25-18HGD</a>	37	<a href="#">SKJ25-13/16</a>	35
<a href="#">SK16-9.5</a>	32	<a href="#">SK25-19</a>	34	<a href="#">SKG25-18HGE</a>	37	<a href="#">SKJ25-13/16C</a>	35
<a href="#">SK16-9/16A</a>	32	<a href="#">SK25-19.5</a>	34	<a href="#">SKG25-24HG</a>	37	<a href="#">SKJ25-15/16</a>	35
<a href="#">SK16-9/16AC</a>	32	<a href="#">SK25-20</a>	34	<a href="#">SKG25-24HGA</a>	37	<a href="#">SKJ25-15/16C</a>	35
<a href="#">SK16-9AC</a>	32	<a href="#">SK25-20.5</a>	34	<a href="#">SKG-28</a>	37	<a href="#">SKJ25-16</a>	35
<a href="#">SK16-SET-09-A</a>	32	<a href="#">SK25-20AC</a>	34	<a href="#">SKG-28H</a>	37	<a href="#">SKJ25-16C</a>	35
<a href="#">SK16-SET-27-MM</a>	32	<a href="#">SK25-21</a>	34	<a href="#">SKG6-6HG</a>	37	<a href="#">SKJ25-17.5</a>	35
<a href="#">SK20-1/2A</a>	33	<a href="#">SK25-21.5</a>	34	<a href="#">SKG-8</a>	37	<a href="#">SKJ25-17.5C</a>	35
<a href="#">SK20-1/2AC</a>	33	<a href="#">SK25-22</a>	34	<a href="#">SK110-1/4</a>	35, 73	<a href="#">SKJ25-18</a>	35
<a href="#">SK20-1/4A</a>	33	<a href="#">SK25-22.5</a>	34	<a href="#">SK110-1/4C</a>	35, 73	<a href="#">SKJ25-18C</a>	35
<a href="#">SK20-1/8A</a>	33	<a href="#">SK25-23</a>	34	<a href="#">SK110-1/8</a>	35, 73	<a href="#">SKJ25-1C</a>	35
<a href="#">SK20-10</a>	33	<a href="#">SK25-23.5</a>	34	<a href="#">SK110-1/8C</a>	35, 73	<a href="#">SKJ25-20</a>	35
<a href="#">SK20-10.5</a>	33	<a href="#">SK25-24</a>	34	<a href="#">SKJ10-10</a>	35	<a href="#">SKJ25-20C</a>	35
<a href="#">SK20-11</a>	33	<a href="#">SK25-24.5</a>	34	<a href="#">SK110-10C</a>	35	<a href="#">SKJ25-25</a>	35
<a href="#">SK20-11.5</a>	33	<a href="#">SK25-25</a>	34	<a href="#">SK110-3</a>	35, 73	<a href="#">SKJ25-25C</a>	35
<a href="#">SK20-12</a>	33	<a href="#">SK25-25.4</a>	34	<a href="#">SK110-3/16</a>	35, 73	<a href="#">SKJ25-3/16</a>	35
<a href="#">SK20-12.5</a>	33	<a href="#">SK25-25AC</a>	34	<a href="#">SK110-3/16C</a>	35, 73	<a href="#">SKJ25-3/16C</a>	35
<a href="#">SK20-12AC</a>	33	<a href="#">SK25-3/16A</a>	34	<a href="#">SK110-3/8</a>	35	<a href="#">SKJ25-3/4</a>	35
<a href="#">SK20-13</a>	33	<a href="#">SK25-3/4A</a>	34	<a href="#">SK110-3/8C</a>	35	<a href="#">SKJ25-3/4C</a>	35
<a href="#">SK20-13.5</a>	33	<a href="#">SK25-3/4AC</a>	34	<a href="#">SK110-3C</a>	35, 73	<a href="#">SKJ25-3/8</a>	35
<a href="#">SK20-14</a>	33	<a href="#">SK25-3/8A</a>	34	<a href="#">SKJ10-4</a>	35, 73	<a href="#">SKJ25-3/8C</a>	35
<a href="#">SK20-14.5</a>	33	<a href="#">SK25-5/16A</a>	34	<a href="#">SK110-4C</a>	35, 73	<a href="#">SKJ25-5/16</a>	35
<a href="#">SK20-15</a>	33	<a href="#">SK25-5/8A</a>	34	<a href="#">SKJ10-5</a>	35, 73	<a href="#">SKJ25-5/16C</a>	35
<a href="#">SK20-15.5</a>	33	<a href="#">SK25-7/16A</a>	34	<a href="#">SK110-5/16</a>	35	<a href="#">SKJ25-5/8</a>	35
<a href="#">SK20-16</a>	33	<a href="#">SK25-7/8AC</a>	34	<a href="#">SK110-5/16C</a>	35	<a href="#">SKJ25-5/8C</a>	35
<a href="#">SK20-16.5</a>	33	<a href="#">SK25-SET-08-A</a>	34	<a href="#">SK110-5C</a>	35, 73	<a href="#">SKJ25-7/16</a>	35
<a href="#">SK20-16AC</a>	33	<a href="#">SK25-SET-19-MM</a>	34	<a href="#">SK110-6</a>	35, 73	<a href="#">SKJ25-7/16C</a>	35
<a href="#">SK20-17</a>	33	<a href="#">SK6-0.8</a>	30	<a href="#">SK110-6C</a>	35, 73	<a href="#">SKJ25-7/8</a>	35
<a href="#">SK20-17.5</a>	33	<a href="#">SK6-1</a>	30	<a href="#">SKJ10-8</a>	35	<a href="#">SKJ25-7/8C</a>	35
<a href="#">SK20-18</a>	33	<a href="#">SK6-1.25</a>	30	<a href="#">SK110-8C</a>	35	<a href="#">SKJ25-8</a>	35
<a href="#">SK20-18.5</a>	33	<a href="#">SK6-1.5</a>	30	<a href="#">SK110-BLANK</a>	35, 73	<a href="#">SKJ25-8C</a>	35
<a href="#">SK20-18AC</a>	33	<a href="#">SK6-1.75</a>	30	<a href="#">SK116-1/2</a>	35, 73	<a href="#">SKJ25-BLANK</a>	35
<a href="#">SK20-19</a>	33	<a href="#">SK6-1/8A</a>	30	<a href="#">SK116-1/2C</a>	35, 73	<a href="#">SK16-1/8</a>	35
<a href="#">SK20-19.5</a>	33	<a href="#">SK6-16S(MM)</a>	30	<a href="#">SK116-1/4</a>	35, 73	<a href="#">SK16-1/8C</a>	35
<a href="#">SK20-20</a>	33	<a href="#">SK6-2</a>	30	<a href="#">SK116-1/4C</a>	35, 73	<a href="#">SKJ6-3</a>	35
<a href="#">SK20-20AC</a>	33	<a href="#">SK6-2.25</a>	30	<a href="#">SK116-10</a>	35, 73	<a href="#">SK16-3/16</a>	35
<a href="#">SK20-3/16A</a>	33	<a href="#">SK6-2.5</a>	30	<a href="#">SK116-10C</a>	35, 73	<a href="#">SKJ6-3/16C</a>	35
<a href="#">SK20-3/4A</a>	33	<a href="#">SK6-2.75</a>	30	<a href="#">SK116-12</a>	35, 73	<a href="#">SK16-3C</a>	35
<a href="#">SK20-3/4AC</a>	33	<a href="#">SK6-3</a>	30	<a href="#">SK116-12C</a>	35, 73	<a href="#">SK16-4</a>	35
<a href="#">SK20-3/8A</a>	33	<a href="#">SK6-3.5</a>	30	<a href="#">SK116-16</a>	35	<a href="#">SK16-4C</a>	35
<a href="#">SK20-4</a>	33	<a href="#">SK6-3/16A</a>	30	<a href="#">SK116-16C</a>	35	<a href="#">SKJ6-5</a>	35
<a href="#">SK20-4.5</a>	33	<a href="#">SK6-4</a>	30	<a href="#">SK116-3/8</a>	35, 73	<a href="#">SKJ6-5C</a>	35
<a href="#">SK20-5</a>	33	<a href="#">SK6-4.5</a>	30	<a href="#">SK116-3/8C</a>	35, 73	<a href="#">SKJ6-6</a>	35
<a href="#">SK20-5.5</a>	33	<a href="#">SK6-5</a>	30	<a href="#">SK116-5/16</a>	35, 73	<a href="#">SK16-6C</a>	35
<a href="#">SK20-5/16A</a>	33	<a href="#">SK6-5.5</a>	30	<a href="#">SK116-5/16C</a>	35, 73	<a href="#">SK16-BLANK</a>	35
<a href="#">SK20-5/8A</a>	33	<a href="#">SK6-6</a>	30	<a href="#">SK116-5/8</a>	35	<a href="#">SK11-10</a>	35, 73
<a href="#">SK20-5/8AC</a>	33	<a href="#">SKG10-10HG</a>	37	<a href="#">SK116-5/8C</a>	35	<a href="#">SK11-16</a>	35, 73
<a href="#">SK20-6</a>	33	<a href="#">SKG10-10HGA</a>	37	<a href="#">SK116-6</a>	35, 73	<a href="#">SK11-25</a>	35
<a href="#">SK20-6.5</a>	33	<a href="#">SKG-12</a>	37	<a href="#">SK116-6C</a>	35, 73	<a href="#">SK11-6</a>	35
<a href="#">SK20-7</a>	33	<a href="#">SKG-12H</a>	37	<a href="#">SK116-7/16</a>	35, 73	<a href="#">SK11-10</a>	36
<a href="#">SK20-7.5</a>	33	<a href="#">SKG-12HA</a>	37	<a href="#">SK116-7/16C</a>	35, 73	<a href="#">SK11-6W</a>	36
<a href="#">SK20-7/16A</a>	33	<a href="#">SKG-12I</a>	37	<a href="#">SK116-8</a>	35, 73	<a href="#">SKN-10B</a>	36
<a href="#">SK20-7/16AC</a>	33	<a href="#">SKG-12S</a>	37	<a href="#">SK116-8C</a>	35, 73	<a href="#">SKN-10B (GH)</a>	36
<a href="#">SK20-8</a>	33	<a href="#">SKG16-10HG</a>	37	<a href="#">SKJ16-9/16</a>	35	<a href="#">SKN-10BJ</a>	35

Technical / Index



Index

Part Number	Page	Part Number	Page	Part Number	Page	Part Number	Page
SKN-10BJ (GH)	35	<a href="#">T10-028(S)</a>	175	TQW-ER08	61	<a href="#">VMK12-12</a>	82
<a href="#">SKN-16B</a>	36	<a href="#">T10-032</a>	174	TQW-ER11(17)	61, 244	VMK12-12J	82
SKN-16B (GH)	36	<a href="#">T10-032(S)</a>	175	TQW-ER11NA	244	<a href="#">VMK12-3/16</a>	82
SKN-16BJ (GH)	35	<a href="#">T10-036</a>	174	TQW-ER16(32)	61	VMK12-3/16J	82
SKN-16BJ	35	<a href="#">T10-036(S)</a>	175	TQW-ER16/SK13(32)	244	<a href="#">VMK12-3/8</a>	82
<a href="#">SKN-20B</a>	36	<a href="#">T10-040</a>	174	TQW-ER20(32)	61, 244	<a href="#">VMK12-3/8J</a>	82
SKN-20B (GH)	36	<a href="#">T10-040(S)</a>	175	TQW-ER25(43)	61, 244	VMK12-4	82
<a href="#">SKN-20B1</a>	35	<a href="#">T10-044</a>	174	TQW-ER32(50)	61	VMK12-4J	82
SKN-20BJ (GH)	35	<a href="#">T10-044(S)</a>	175	TQW-ER32/SK20(50)	36, 244	VMK12-5	82
SKN-25B	36	<a href="#">T10-048</a>	174	TQW-ER40(63)	61, 244	VMK12-5/16	82
SKN-25B (GH)	36	<a href="#">T10-048(S)</a>	175	TQW-ER8NA	244	<a href="#">VMK12-5/16J</a>	82
SKN-25BJ (GH)	35	<a href="#">T10-052</a>	174	TQW-GH06	244	VMK12-5J	82
SKN-25BJ	35	<a href="#">T10-052(S)</a>	175	TQW-GH10	244	<a href="#">VMK12-6</a>	82
SKN-6WB	36	<a href="#">T10-056</a>	174	TQW-GH16	244	<a href="#">VMK12-6J</a>	82
SKN-6WB (GH)	36	<a href="#">T10-056(S)</a>	175	TQW-GH20	244	<a href="#">VMK12-7/16</a>	82
SKN-6WBJ (GH)	35	<a href="#">T10-064</a>	174	TQW-GH25	244	<a href="#">VMK12-7/16J</a>	82
SKN-6WBJ	35	<a href="#">T10-064(S)</a>	175	TQW-GH32	244	VMK12-8	82
<a href="#">SKR-10</a>	36	T10-SET-10	174	TQW-PS(13)	244	VMK12-8J	82
<a href="#">SKR-16</a>	36	T10-SPAN	180	TQW-PS(19)	244	<a href="#">VMK8-1/4</a>	82
SKR-20	36	<a href="#">T15-052</a>	174	TQW-PS(30)	244	<a href="#">VMK8-1/4J</a>	82
<a href="#">SKR-25</a>	36	<a href="#">T15-052(S)</a>	175	TQW-PS(32)	244	<a href="#">VMK8-1/8</a>	82
<a href="#">SKR-6</a>	36	<a href="#">T15-056</a>	174	TQW-SK06(18)	36, 244	VMK8-1/8J	82
SP1-1/2	213	<a href="#">T15-056(S)</a>	175	TQW-SK10(1)	36, 244	<a href="#">VMK8-10</a>	82
SP1-1/2-1/2	213	<a href="#">T15-060</a>	174	TQW-SK16(43)	36, 244	VMK8-10J	82
SP1-1/2-1/4	213	<a href="#">T15-064</a>	174	TQW-SK25(60)	36, 244	VMK8-2	82
SP1-1/2-1/8	213	<a href="#">T15-064(S)</a>	175	TQW-TG075(50)	196, 244	VMK8-2J	82
SP1-1/2-3/8	213	<a href="#">T15-072</a>	174	TQW-TG100(63)	196, 244	<a href="#">VMK8-3</a>	82
SP1-1/4	213	<a href="#">T15-072(S)</a>	175	TQW-TG150(82)	196, 244	<a href="#">VMK8-3/16</a>	82
SP1-1/4-1/2	213	<a href="#">T15-080</a>	174	VCG13-15A	74	<a href="#">VMK8-3/16J</a>	82
SP1-1/4-1/4	213	<a href="#">T15-080(S)</a>	175	VCG6-8A	74	<a href="#">VMK8-3/8</a>	82
SP1-1/4-1/8	213	<a href="#">T15-088</a>	174	VCK13-1/2	72	<a href="#">VMK8-3/8J</a>	82
SP1-1/4-3/8	213	<a href="#">T15-088(S)</a>	175	<a href="#">VCK13-1/4</a>	72	VMK8-3J	82
SP1-1/8	213	T15-SET-07	174	<a href="#">VCK13-1/8</a>	72	VMK8-4	82
SP1-3/8	213	T15-SPAN	180	<a href="#">VCK13-10</a>	72	<a href="#">VMK8-4J</a>	82
SP3/4-1/2	213	TCL-100GH	235	VCK13-11	72	VMK8-5	82
SP3/4-1/4	213	TCL-100HD	235	<a href="#">VCK13-12</a>	72	<a href="#">VMK8-5/16</a>	82
SP3/4-1/8	213	TCL-32GH	235	<a href="#">VCK13-3</a>	72	<a href="#">VMK8-5/16J</a>	82
SP3/4-3/8	213	TCL-32HD	235	<a href="#">VCK13-3/16</a>	72	VMK8-5J	82
<a href="#">T05-006</a>	174	TCL-40GH	235	<a href="#">VCK13-3/8</a>	72	<a href="#">VMK8-6</a>	82
<a href="#">T05-006(S)</a>	175	TCL-40HD	235	VCK13-4	72	<a href="#">VMK8-6J</a>	82
<a href="#">T05-008</a>	174	TCL-50GH	235	VCK13-5	72	<a href="#">VMK8-8</a>	82
<a href="#">T05-008(S)</a>	175	TCL-50HD	235	<a href="#">VCK13-5/16</a>	72	<a href="#">VMK8-8J</a>	82
<a href="#">T05-010</a>	174	TCL-63GH	235	VCK13-6	72	W1005-0562-4.88(C)	165
<a href="#">T05-010(S)</a>	175	TCL-63HD	235	VCK13-7	72	W1005-0562-6.41	165
<a href="#">T05-012</a>	174	TCL-BD	235	<a href="#">VCK13-7/16</a>	72	W1005-0875-6.3(C)	165
<a href="#">T05-012(S)</a>	175	TP05-SET-12	176	<a href="#">VCK13-8</a>	72	W10R5-0562-3.74	166
<a href="#">T05-016</a>	174	TP10-SET-13	176	VCK13-9	72	W10R5-0562-3.77(C)	166
<a href="#">T05-016(S)</a>	175	TP15-SET-10	176	<a href="#">VCK6-1/4</a>	72	W10R5-0875-4.4	166
<a href="#">T05-020</a>	174	<a href="#">TPT05-008J</a>	176	<a href="#">VCK6-1/8</a>	72	W10S5-0562-3.81	165
<a href="#">T05-020(S)</a>	175	<a href="#">TPT05-008J(S)</a>	176	VCK6-2	72	W10S5-0875-4.76	165
<a href="#">T05-024</a>	174	<a href="#">TPT05-008S</a>	176	<a href="#">VCK6-3</a>	72	W1505-1375-10.5	165
<a href="#">T05-024(S)</a>	175	<a href="#">TPT05-008S(S)</a>	176	<a href="#">VCK6-3/16</a>	72	W1555-1375-6.55	165
<a href="#">T05-028</a>	174	<a href="#">TPT10-016</a>	176	<a href="#">VCK6-4</a>	72	W30	238
<a href="#">T05-028(S)</a>	175	<a href="#">TPT10-016(S)</a>	176	VCK6-5	72	W35	238
<a href="#">T05-032</a>	174	<a href="#">TPT10-024</a>	176	<a href="#">VCK6-6</a>	72	W40	238
<a href="#">T05-032(S)</a>	175	<a href="#">TPT10-024(S)</a>	176	<a href="#">VCN-13B</a>	74	W50	238
<a href="#">T05-036</a>	174	<a href="#">TPT10-032</a>	176	<a href="#">VCN-13BJ</a>	73, 74	W7505-0562-6.36	165
<a href="#">T05-036(S)</a>	175	<a href="#">TPT10-032(S)</a>	176	<a href="#">VCN-6R</a>	74	W75R5-0562-3.49(C)	166
T05-SET-10	174	<a href="#">TPT15-032</a>	176	<a href="#">VCN-6RJ</a>	73, 74	<a href="#">WRENCH-ALLEN6</a>	77, 78, 79, 80
T05-SPAN	180	<a href="#">TPT15-032(S)</a>	176	<a href="#">VMK12-1/2</a>	82	<a href="#">WRENCH-THEX5</a>	77, 78, 79
<a href="#">T10-020</a>	174	<a href="#">TPT15-048</a>	176	<a href="#">VMK12-1/2J</a>	82	ZERO-SET4	237
<a href="#">T10-020(S)</a>	175	<a href="#">TPT15-048(S)</a>	176	<a href="#">VMK12-1/4</a>	82		
<a href="#">T10-024</a>	174	<a href="#">TPT15-064</a>	176	<a href="#">VMK12-1/4J</a>	82		
<a href="#">T10-024(S)</a>	175	TQW-025	36, 61, 244	VMK12-10	82		
<a href="#">T10-028</a>	174	TQW-150	36, 61, 196, 244	<a href="#">VMK12-10J</a>	82		





## Lyndex-Nikken website:

Be sure to check out  
our customer-friendly website  
***[www.lyndexnikken.com](http://www.lyndexnikken.com)***  
to find out more about our products,  
services and all we have to offer!

This site provides a complete  
overview of our product line, and  
features technical data, videos,  
CAD drawings, catalogs and more.



1468 Armour Boulevard  
Mundelein, IL 60060

Web: [www.lyndexnikken.com](http://www.lyndexnikken.com)  
E-mail: [sales@lyndexnikken.com](mailto:sales@lyndexnikken.com)  
Phone: (847) 367-4800  
Fax: (847) 367-4815  
CAT2018-TC

*Follow us on social media!*



@LyndexNikken



Lyndex-Nikken



Lyndex-Nikken



LyndexNikkenMedia



@Lyndex\_Nikken