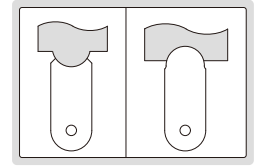


**ATTENTION:  
LOW ACCURACY**



4801-15E

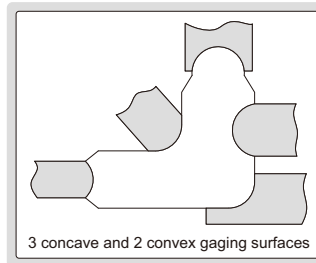
## RADIUS GAGES



- Made of medium carbon steel

Part No.	Range	Radius of leaves included	Quantity of leaves (internal+external)	Accuracy
4801-15E	1/32"-1/4"	1/32", 3/64", 1/16", 5/64", 3/32", 7/64", 1/8", 9/64", 5/32", 11/64", 3/16", 13/64", 7/32", 15/64", 1/4"	15+15	±.0012"
4801-16E	17/64"-1/2"	17/64", 9/32", 19/64", 5/16", 21/64", 11/32", 23/64", 3/8", 25/64", 13/32", 27/64", 7/16", 29/64", 15/32", 31/64", 1/2"	16+16	±.0014"
4801-16E1	17/32"-1"	17/32", 9/16", 19/32", 5/8", 21/32", 11/16", 23/32", 3/4", 25/32", 13/16", 27/32", 7/8", 29/32", 15/16", 31/32", 1"	16+16	±.0017"

**ATTENTION:  
LOW ACCURACY**



## RADIUS GAGE SETS

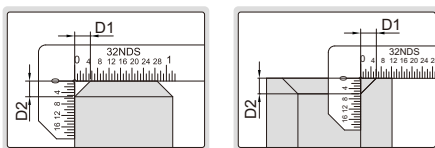
- Each piece has 3 concave and 2 convex gauging surfaces
- Made of medium carbon steel



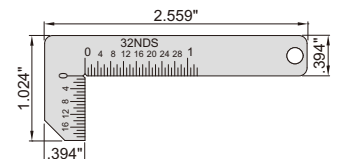
4804-26

Part No.	Range	Radius of leaves included	Quantity of leaves	Accuracy	Handle
4804-25E	1/64"~1/2"	1/64", 1/32", 3/64", 1/16", 5/64", 3/32", 7/64", 1/8", 9/64", 5/32", 11/64", 3/16", 13/64", 7/32", 15/64", 1/4", 17/64", 9/32", 5/16", 11/32", 3/8", 13/32", 7/16", 15/32", 1/2"	25	±.002"	with
4804-26E	.010"~.5"	.010", .015", .020", .025", .030", .040", .050", .060", .070", .080", .090", .100", .12", .14", .16", .18", .20", .22", .24", .26", .28", .30", .35", .40", .45", .50"	26	±.002"	with
4804-8E	9/16"~1"	9/16", 5/8", 11/16", 3/4", 13/16", 7/8", 15/16", 1"	8	±.0025"	without
4804-8E1	1-1/16"~1-1/2"	1-1/16", 1-1/8", 1-3/16", 1-1/4", 1-5/16", 1-3/8", 1-7/16", 1-1/2"	8	±.003"	without
4804-26	0.5~13mm	0.5, 1, 1.5, 2, 2.5, 3, 3.5, 4, 4.5, 5, 5.5, 6, 6.5, 7, 7.5, 8, 8.5, 9, 9.5, 10, 10.5, 11, 11.5, 12, 12.5, 13mm	26	±0.05mm	with

## CHAMFER GAGE



4844-1E



- To measure internal and external chamfers
- Made of stainless steel

Part No.	Graduation	Accuracy
4844-1E	1/32"	±.01"